

**CONSOLIDATED ANNUAL PERFORMANCE AND  
EVALUATION REPORT  
(CAPER)**

Community Development Block Grant (CDBG) and  
HOME Investment Partnerships (HOME)

**Program Year  
October 1, 2018 - September 30, 2019**



**COMMUNITY AND ECONOMIC DEVELOPMENT  
DEPARTMENT  
COMMUNITY PLANNING & HOUSING DIVISION**

**December 27, 2019**



EQUAL HOUSING  
OPPORTUNITY

# Table of Contents

<i>Executive Summary</i> .....	1
<i>CR 5 - Goals and Outcomes</i> .....	2
<i>CR-10 - Racial and Ethnic composition of families assisted</i> .....	5
<i>CR-15 - Resources and Investments</i> .....	6
<i>CR-20 - Affordable Housing</i> .....	12
<i>CR-25 - Homeless and Other Special Needs</i> .....	15
<i>CR-30 - Public Housing</i> .....	18
<i>CR-35 - Other Actions</i> .....	19
<i>CR-40 - Monitoring</i> .....	24
<i>CR-45 - CDBG</i> .....	26
<i>CR-50 - HOME</i> .....	27
<i>Attachments - PR 03 - CDBG Activity Summary Report .</i> ....	30
<i>PR 22 - HOME Activitie</i>	
<i>PR 25 - CDHO Set Aside</i>	
<i>PR 26 - Financial Report</i>	
<i>PR 27 - HOME Grants</i>	
<i>PR PR 49 - Commitment</i>	
<i>Public Service Funding</i>	
<i>Reconciliation Report - N/A</i>	

## Executive Summary

The 2018 Consolidated Annual Performance Evaluation Report (CAPER) provides a description of the activities the City of Lakeland undertaken during the program year beginning October 1, 2018 and ending September 30, 2019 to address priority needs and objectives identified in the Five Year Strategic Plan a key planning component of the 2015-2020 Consolidated Plan for Housing and Community Development Programs. Activities and accomplishments described in this report primarily benefit very low and low income residents of the City of Lakeland. The City of Lakeland designated the State of Florida as the Lead Agency to act as the grantee and recipient of Housing Opportunities for Persons with AIDS (HOPWA) funding for services on behalf of HIV/AIDS clients in Lakeland/Winter Haven EMSA (Polk County).

During PY2018, the majority of our funding was utilized on homeowner housing rehabilitation and home purchase assistance. The City of Lakeland's 2015-2020 Consolidated Plan sets forth the objectives and strategies for meeting its affordable housing, homeless assistance, and non-housing community development needs. This is the fourth program year that the City has utilized its 2015-2020 Consolidated Plan to guide funding decisions.

The City of Lakeland's Community Development Block Grant (CDBG) and HOME Investment Partnerships (HOME) programs are administered by the Community Development Department's Housing Division . A complete draft of the CAPER has been made available for public review and comment for a period of 15 days beginning December 3, 2019. The complete document is available for review on the City's website <http://www.lakelandgov.net/departments/community-economic-development/housing/> and in print form at the main and branch libraries.

## **CR-05 - Goals and Outcomes**

### **Progress the jurisdiction has made in carrying out its strategic plan and its action plan. 91.520(a)**

This could be an overview that includes major initiatives and highlights that were proposed and executed throughout the program year.

The City had made progress on the goals outlined in the PY2018 Action Plan, which was achieved with the use of entitlement funding in combination with other State and local funds.

Utilizing the CDBG and HOME funds, the City made efforts in its owner-occupied rehabilitation and home purchase assistance programs. The City also funded code enforcement and public services to benefit low to moderate income persons and households, and make efforts to prevent persons from becoming homeless.

### **Comparison of the proposed versus actual outcomes for each outcome measure submitted with the consolidated plan and explain, if applicable, why progress was not made toward meeting goals and objectives. 91.520(g)**

Categories, priority levels, funding sources and amounts, outcomes/objectives, goal outcome indicators, units of measure, targets, actual outcomes/outputs, and percentage completed for each of the grantee's program year goals.

Goal	Category	Source / Amount	Indicator	Unit of Measure	Expected – Strategic Plan	Actual – Strategic Plan	Percent Complete	Expected – Program Year	Actual – Program Year	Percent Complete
Affordable Housing	Affordable Housing	CDBG: \$5,2007,220 HOME: \$1,279,940	Homeowner Housing Rehabilitated	Household Housing Unit	75	56	75%	25	27	108%
Quality of life  Non-Housing Community Development  CDBG: \$ 957,375  HOME: \$ 0.00			Public Facility or Infrastructure Activities other than Low/Moderate Income Housing Benefit	Persons Assisted	0	0	0	0	0	0
			Public service activities other than Low/Moderate Income Housing Benefit	Persons Assisted	100	12,003	12,003%	3,000	1072	36%
			Public service activities for Low/Moderate Income Housing Benefit	Households Assisted	0	0	0	0	0	0
			Homeless Person Overnight Shelter	Persons Assisted	0	253	0	0	0	0
			Housing Code Enforcement/Foreclosed Property Care	Household Housing Unit	25,000	15,499	61%	2928	3001	102.49%
Self Sufficiency  Affordable Housing  CDBG: \$0.00 / HOME: \$250,000			Direct Financial Assistance to Homebuyers	Households Assisted	50	14	28.00%	5	9	180%

**Table 1 - Accomplishments – Program Year & Strategic Plan to Date**

**Assess how the jurisdiction’s use of funds, particularly CDBG, addresses the priorities and specific objectives identified in the plan, giving special attention to the highest priority activities identified.**

HUD performance measures identify HUD objectives and outcomes and demonstrates the manner and degree to which the City’s activities meet those measures. Performance indicators identify how each funded activity played a role.

The City has identified its housing and community development goals for the next five years. Based on each of those goals, the City has determined which one of the three objectives and outcomes best reflect the purpose of the activity and the desired end result. The performance indicators are the final component of the system.

CDBG, HOME and State Housing Initiatives Partnership Program (SHIP) funds were effectively used to assist owner-occupied homeowners and first time homebuyers and support the efforts of non-profit public agencies to benefit low income persons and households.

## CR-10 - Racial and Ethnic composition of families assisted

Describe the families assisted (including the racial and ethnic status of families assisted).

91.520(a)

	CDBG	HOME
White	1594	2
Black or African American	905	1
Asian	10	0
American Indian or American Native	5	0
Native Hawaiian or Other Pacific Islander	6	0
<b>Total</b>	<b>2,520</b>	<b>3</b>
Hispanic	329	1
Not Hispanic	2,191	2

**Table 2 – Table of assistance to racial and ethnic populations by source of funds**

### Narrative

In addition to the racial and ethnic data provided above, the City also assisted other households or persons from other funding sources:

White: 8

Black or African American: 11

Hispanic: 1

Non Hispanic: 18

According to the 2017 American Community Survey, the racial makeup of Lakeland's 106,420 residents are 73.7% White; approximately 20.1% Black or African American and approximately 4.8% other race categories. The chart above indicates accurate representation of Black or African American residents being assisted with the affordable housing programs as compared to percentage of total population. There is a lower representation of Hispanic being assisted as compares to its percentage of the general population of approximately 14.5%.

## CR-15 - Resources and Investments 91.520(a)

### Identify the resources made available

Source of Funds	Source	Resources Made Available	Amount Expended During Program Year
CDBG	CDBG	\$1,234,054	\$791,253
HOME	HOME	316,545	225,655
SHIP	State		426,345
Dixieland	Local		1,758
Elderly	Local		3,613
Rental Rehab	Local		449

**Table 3 - Resources Made Available**

### Narrative

The City's affordable housing programs provided assistance for clients within the corporate limits. The City was awarded \$977,622 and \$419,174 respectively from CDBG and HOME funds from HUD plus program income received. In addition, the City was awarded State of Florida State Housing Initiatives Partnership Program (SHIP) funds of \$150,191.

The City expended additional carryover funds of prior year CDBG funds. The City will continue to work towards goals that target low income households. For HOME funds, \$316,545 was made available in the 2018 PY; however \$225,655 was expended. There were some funds from prior year available. The City budgeted approximately \$1.0 million of combined years of SHIP funds and expended \$426,345 this PY and approximately \$6,000 of local funds.

### Identify the geographic distribution and location of investments

Target Area	Planned Percentage of Allocation	Actual Percentage of Allocation	Narrative Description
CityWide	100	100	Local Target Area
Code enforcement	7	7	Low/Mod Area of Concentration

**Table 4 – Identify the geographic distribution and location of investments**

### Narrative

Assistance is provided throughout the corporate limits of the City. Assistance is directed to the areas of the City with the highest percentage of families at or below 80% of the area median income. Although our programs are offered citywide, the majority of projects are concentrated in the low income census tracts.

The Housing Rehabilitation program assisted twenty seven (27) families, with CDBG, HOME, SHIP, and other local funds, mostly located in these low to moderate census tracts. These totals consist of re-construction, major and minor rehab projects and emergency repairs. The Down Payment Assistance program provided funds for nine (9) home buyers.



## Leveraging

**Explain how federal funds leveraged additional resources (private, state and local funds), including a description of how matching requirements were satisfied, as well as how any publicly owned land or property located within the jurisdiction that were used to address the needs identified in the plan.**

The City leverages its formula grant funds with a number of other local, state and federal resources, contributes general fund monies to public service agencies, and waives and/or reimburses impact fees for affordable housing builders in target areas. The City utilizes the Urban Homesteading Program for non-profit agencies and participates in the State Housing Initiatives Partnership Program (SHIP) from the state of Florida. City Staff is working on a Request for Proposal to sell the available city owned lots to non-profit and for profit developers for single and multi-family development. The Housing Division partners with affordable housing developers, the local Homeless Coalition, and other City departments (Planning and Public Works) to utilize State Department of Transportation grants.

The City's Housing Division dedicates its allocation of SHIP funds and prior year SHIP program income to owner-occupied rehabilitation and home purchase assistance. In program year 2018-2019, through Keystone Challenge Fund, Inc. (Keystone), also leveraged private mortgage lender funds of approximately \$706,653 for home purchase assistance through HOME and State funds. The City has introduced two new projects, rental construction and reconstruction – homeownership; utilizing federal, state, CRA and General funds.

Application to HUD was made with a substantial amendment to its 2008 Action Plan and the Housing Division was awarded Neighborhood Stabilization Program (NSP) funds of \$2,005,781 in March 2009. The City utilized the funds to purchase foreclosed homes and resell to income qualified households and submitted a substantial amendment to its plan in April 2010 expanding the NSP Area of Greatest Need. The deadline for expenditure of March 2013 was met by purchasing twenty one (21) foreclosed properties for reconstruction, rehab, or demolition and sold eighteen (18) to income qualified home owners.

In February, 2011, the City amended its PY2010 Action Plan for the third round of NSP funds, NSP3, and was awarded \$1,303,139 to perform the same task as NSP1. The City has purchased eleven (11) units and sold them to income qualified home owners and the deadline was met. The City has closed out the NSP3 grant and will be utilized for CDBG eligible activities.

The HOME match requirements are met with state SHIP funds, city contributions of waiver or reimbursement of impact fees, lending institutions' contributions for homeownership classes (if applicable, may fluctuate from year to year) and reduction of lot costs for development of

affordable housing.

<b>Fiscal Year Summary – HOME Match</b>	
1. Excess match from prior Federal fiscal year	3,085,621.00
2. Match contributed during current Federal fiscal year	167,105.66
3. Total match available for current Federal fiscal year (Line 1 plus Line 2)	3,252,726.66
4. Match liability for current Federal fiscal year	32,747.21
5. Excess match carried over to next Federal fiscal year (Line 3 minus Line 4)	3,219,979.45

**Table 5 – Fiscal Year Summary - HOME Match Report**

Match Contribution for the Federal Fiscal Year								
Project No. or Other ID	Date of Contribution	Cash (non-Federal sources)	Foregone Taxes, Fees, Charges	Appraised Land/Real Property	Required Infrastructure	Site Preparation, Construction Materials, Donated labor	Bond Financing	Total Match
1545	01/04/2019	59,258.61						59,258.61
1548	02/27/2019	20,024.05						20,024.05
1541	11/20/2018	87,823.00						87,823.00

Table 6 – Match Contribution for the Federal Fiscal Year

**HOME MBE/WBE report**

Program Income – Enter the program amounts for the reporting period				
Balance on hand at begin-ning of reporting period \$	Amount received during reporting period \$	Total amount expended during reporting period \$	Amount expended for TBRA \$	Balance on hand at end of reporting period \$
0	0	0	0	0

Table 7 – Program Income

<b>Minority Business Enterprises and Women Business Enterprises – Indicate the number and dollar value of contracts for HOME projects completed during the reporting period</b>						
	Total	Minority Business Enterprises				White Non-Hispanic
		Alaskan Native or American Indian	Asian or Pacific Islander	Black Non-Hispanic	Hispanic	
<b>Contracts</b>						
Number	3	0	0	0	0	3
Dollar Amount	164,150.66					164,150.66
<b>Sub-Contracts</b>						
Number	6	0	0	6	0	6
Dollar Amount	2,955					2,965
	Total	Women Business Enterprises	Male			
<b>Contracts</b>						
Number	3	0	3			
Dollar Amount	164,150.66	0	164,150.66			
<b>Sub-Contracts</b>						
Number	6	0	6			
Dollar Amount	2,955	0	2,955			

**Table 8 - Minority Business and Women Business Enterprises**

<b>Minority Owners of Rental Property – Indicate the number of HOME assisted rental property owners and the total amount of HOME funds in these rental properties assisted</b>						
	Total	Minority Property Owners				White Non-Hispanic
		Alaskan Native or American Indian	Asian or Pacific Islander	Black Non-Hispanic	Hispanic	
Number	0	0	0	0	0	0
Dollar Amount	0	0	0	0	0	0

**Table 9 – Minority Owners of Rental Property**

<b>Relocation and Real Property Acquisition</b> – Indicate the number of persons displaced, the cost of relocation payments, the number of parcels acquired, and the cost of acquisition						
Parcels Acquired						
Businesses Displaced						
Nonprofit Organizations Displaced						
Households Temporarily Relocated, not Displaced						
Households Displaced	Total	Minority Property Enterprises				White Non-Hispanic
		Alaskan Native or American Indian	Asian or Pacific Islander	Black Non-Hispanic	Hispanic	
Number	0	0	0	0	0	0
Cost	0	0	0	0	0	0

**Table 10 – Relocation and Real Property Acquisition**

## CR-20 - Affordable Housing 91.520(b)

Evaluation of the jurisdiction's progress in providing affordable housing, including the number and types of families served, the number of extremely low-income, low-income, moderate-income, and middle-income persons served.

	One-Year Goal	Actual
Number of Homeless households to be provided affordable housing units	0	0
Number of Non-Homeless households to be provided affordable housing units	15	18
Number of Special-Needs households to be provided affordable housing units	5	0
<b>Total</b>	<b>20</b>	<b>27</b>

Table 11 – Number of Households

	One-Year Goal	Actual
Number of households supported through Rental Assistance	0	0
Number of households supported through The Production of New Units	1	0
Number of households supported through Rehab of Existing Units	20	27
Number of households supported through Acquisition of Existing Units	4	9
<b>Total</b>	<b>25</b>	<b>36</b>

Table 12 – Number of Households Supported

**Discuss the difference between goals and outcomes and problems encountered in meeting these goals.**

The funds used are slower than pace as previous years. The units rehabbed are requiring extensive work or re-construction on same lot, resulting in higher cost per unit and overall lower numbers assisted. The Housing Staff was dedicated its time to a minor repair program from the CRA Division . The City is also encouraged to assist in producing more rental units. With the home purchase assistance program, there are actually more first time homebuyers and the funds are being depleted faster.

**Discuss how these outcomes will impact future annual action plans.**

The City's Housing Division Rehabilitation Program has moved toward more re-construction projects. Re-construction has a very visible impact on neighborhoods, more so than minor or even major repair.

With the use of NSP funds, Housing Division has been able to demolish blighted structures replacing them with new construction projects, therefore improving the appearance of the neighborhoods.

In conjunction with several other City departments and redevelopment partners, the Housing Division is concentrating its efforts in the low income census neighborhoods, Parker Street and Webster Park, for overall area improvements. This concentrated area receives additional attention from the Mid-Town CRA. CDBG, HOME and SHIP funds are being utilized in this housing revitalization effort. These are areas of low income and minority concentration in close proximity to downtown Lakeland and the homeless community.

The Code Enforcement and Housing Sections have worked cooperatively to resolve code issues before they become problems for the community. Code Enforcement’s efforts have a great impact on neighborhoods. The Housing Division and other public service agencies also received referrals from Code Enforcement to assist homeowners in correcting housing code violations.

Housing Division does not provide direct funding for economic opportunity in 2018; but jobs are created year round by CDBG funding public services partners and construction activities.

The City partnered with Polk County Neighborhood Services to assist in rental assistance efforts of homeless families during 2018 with State funding. During 2019, the City is administering its own Rapid Re-Housing program with a non-profit agency to assist homeless families with rental assistance. The City’s Staff will continue to work with the Continuum of Care to prevent homelessness.

**Include the number of extremely low-income, low-income, and moderate-income persons served by each activity where information on income by family size is required to determine the eligibility of the activity.**

Number of Households Served	CDBG Actual	HOME Actual
Extremely Low-income	7	3
Low-income	5	0
Moderate-income	0	0
<b>Total</b>	<b>12</b>	<b>3</b>

**Table 13 – Number of Households Served**

**Narrative Information**

Historically, the City has distributed its federal and state funds relatively evenly among households who were very low and low incomes; placing emphasis on households which are elderly or handicapped.

The public service activities funded provide assistance to agencies which serve youth, seniors, homeless and those households which are predominant income is 80% or less of the area median income. Each public service agency has procedures in place to determine the income eligibility of their clients served.

Code Enforcement activity reported is only located in the low income census tracts.

Housing Division determines the income eligibility of the affordable housing programs. Middle income clients may be served with the State SHIP funds.



## **CR-25 - Homeless and Other Special Needs 91.220(d, e); 91.320(d, e); 91.520(c)**

**Evaluate the jurisdiction's progress in meeting its specific objectives for reducing and ending homelessness through:**

### **Reaching out to homeless persons (especially unsheltered persons) and assessing their individual needs**

The Homeless Coalition of Polk County along with the Polk County Continuum of Care (CoC) created the Coordinated Entry process so that all literally homeless individuals receive a common needs assessment. The community uses the Vulnerability Index Service Prioritization Decision Assistance Tool (VI SPAT). Staff at local homeless providers are trained on completing the assessment. Staff participates in a regional approach and working in cooperation with the Continuum of Care and sits on the Board for the Homeless Coalition of Polk County. Many homeless partners have adopted a housing first model and a coordinated assessment process to address chronic homelessness. There are now four (4) locations in Polk County which process the coordinate intake for persons and families in need of services. The City continues its efforts to address situational homelessness and homelessness by families. Recommendations of a consultant from the Mayor's Taskforce was to hire two outreach workers along with Rapid Re-housing funds for homeless individuals and/or households.

Staff participates in the point in time survey held in January to obtain an accurate of homeless in the community and their needs.

### **Addressing the emergency shelter and transitional housing needs of homeless persons**

The City along with homeless providers has developed a strategy to align the emergency shelter and transitional housing beds more closely with the needs over the next five years.

Also the Housing Division continues to work with Polk County to determine if an emergency shelter outside the City of Lakeland would better serve the homeless. Currently, the only emergency shelters are located in the City of Lakeland. The City continues to provide support to local agencies that provide emergency shelter and transitional housing to homeless families.

### **Helping low-income individuals and families avoid becoming homeless, especially extremely low-income individuals and families and those who are: likely to become homeless after being discharged from publicly funded institutions and systems of care (such as health care facilities, mental health facilities, foster care and other youth facilities, and corrections programs and institutions); and, receiving assistance from public or private agencies that address housing, health, social services, employment, education, or youth needs**

The City addresses the needs of the homeless population through its staff participation and support of public services agencies. The list below describes the City's efforts in the support of the homeless

population.

- Provided operating funds for the Homeless Coalition of Polk County. Approximately twenty-four (24) homeless service providers were assisted.
- Provided funds for a staff position for Salvation Army Center of Hope to create a client identification card system. Approximately one hundred thirty two (132) were being served.
- Provided funds to Wilson House for partial payment of drug abuse counselor in homeless facility. Local funds provided the funds for this program.
- Provided funds to Talbot House for partial payment utilities in homeless facility that helped one thousand sixty three (1363) homeless persons. Local funds provided the funds for this program.

The City along with the Continuum of Care is addressing this issue by:

- Increasing the funding for rapid re-housing by working with GiveWell, the community foundation serving Lakeland, to make rapid re-housing projects a funding priority.
- Prioritize rapid re-housing for CoC funding.
- Evaluate current CoC transitional housing programs serving families for re-allocation of funding toward rapid re-housing.
- The City along with Polk County Housing and Neighborhood Development are entering its second year of a contract to provide rapid re-housing State funds to individuals and families who are homeless or at risk of homelessness. This strategy will be serviced by a local non-profit agency. In addition to collaboration with Polk County. The City issues its own RFP and awarded fundings to a different local non-profit agency to assist households from becoming homeless. City Staff is also coordinating efforts with local agencies, HCPC, PHA's and COC to make efforts for more permanent supportive housing in the county.
- The Mayor's Taskforce has awarded a Request for Proposal for a consultant to research efforts to best serve the homeless population. The consultant recommended hiring two outreach persons to assist with the needs of the homeless population and providing rapid re-housing funds to those individuals and families in needs of rental & utility deposits.
- CoC to work with Public Housing Authorities on Section 8 and rapid re-housing strategy.
- The City's CRA Division provided funding for a local homeless provider to assist in rehabbing a sixteen unit project. Providing housing to veterans and others to prevent from becoming homeless.

**Helping homeless persons (especially chronically homeless individuals and families, families with children, veterans and their families, and unaccompanied youth) make the transition to permanent housing and independent living, including shortening the period of time that individuals and families experience homelessness, facilitating access for homeless individuals and families to affordable housing units, and preventing individuals and families who were recently homeless from becoming homeless again**

The Housing Division staff worked closely with the local homeless providers and took an active role in assisting the lead agency with the Continuum of Care process. A staff member sits on the executive board, attended monthly Homeless Coalition of Polk County meetings and participated in the ranking of several federal and state applications. The City assisted non-profit agencies with the following services. Without the assistance of these agencies to help the extremely low-income persons, more persons may become homeless.

- Provided assistance to four hundred fifty four (454) homebound elderly residents by providing hot meals.
- Provided funds to Sunrise Day Center to assist eight (8) adults with cerebral palsy and other developmental disabilities, repair a driveway and parking area safe for wheels chairs and adults unbalanced
- Provided down payment and closing cost assistance to the local public housing authority and Habitat for Humanity.
- Provided funds to Wilson House for partial payment for a substance abuse counselor in the homeless facility. Local funds were also utilized in this program.
- Provided funds to Lakeland Volunteers in Medicine (LVIM) to provide four hundred sixty seven (467) healthcare visits for qualified working uninsured patients.
- Provide funds to the Boys & Girls Club to pay for scholarships for local at-risk youth for summer camp.

Staff is working with the HCPC to address other this issues such as:

- Identifying community prevention partners to determine what each prevention partner group can best do for prevention and ensure processes and tools are in place to support prevention.
- Work with landlords to identify stability issues early and effective interventions to keep client housed.
- CoC develops and monitors CoC-wide goals emphasizing housing retention outcomes with results reported in annual performance-based rankings.
- CoC monitors provider housing stability providing technical assistance to poor performers as needed.
- Connect prevention programs coordinated entry allowing households to quickly access the services they need without having to call multiple programs.
- Pursue increased funding for homeless prevention projects including Florida Department of Children and Families Homeless Prevention Grant.

## **CR-30 - Public Housing 91.220(h); 91.320(j)**

### **Actions taken to address the needs of public housing**

The City and the Lakeland Housing Authority (LHA) offers their residents positive programs, undertaking by both entities. LHA provides homebuyer education and the City offers down payment and closing assistance. LHA offers the Family Self-Sufficiency and Youth Build Programs and the City supports these programs by signing the Certificate of Consistency. The City also provides funds for low income youth for scholarships at a local non-profits agency and many youth from the housing complexes take advantage of the after school and summer programs.

### **Actions taken to encourage public housing residents to become more involved in management and participate in homeownership**

LHA is committed to providing families in assisted housing with opportunities for growth and development. All recipients of Section 8 rental assistance are provided counseling through a case management and supportive service referral program based on the Family Self-Sufficiency model. The mission of the Family Self-Sufficiency program is achieved through the coordination and the broadening of the existing resources to help low and moderate income persons to become economically independent and self-sufficient.

The Housing Division encourages its general contractors to recruit residents of its housing complexes and Youth Build program with its Section 3 requirements. This would promote opportunities for clients to earn income and to become homeowners. As mentioned above, LHA offers homebuyer education and the City provides down payment and closing assistance to clients.

### **Actions taken to provide assistance to troubled PHAs**

The Lakeland Housing Authority is not designated as “troubled”.

## **CR-35 - Other Actions 91.220(j)-(k); 91.320(i)-(j)**

**Actions taken to remove or ameliorate the negative effects of public policies that serve as barriers to affordable housing such as land use controls, tax policies affecting land, zoning ordinances, building codes, fees and charges, growth limitations, and policies affecting the return on residential investment. 91.220 (j); 91.320 (i)**

Impact Fee Credits - All land development activity, regardless of type or location, may receive an impact fee credit for a structure which has been removed within the prior five years.

Impact Fee Exemptions - The City has in place impact fee exemptions targeted to a specific location. Through an inter-local agreement with Polk County, development in the Core Improvement Area is exempt from all County and City impact fees except water, wastewater, and fire service capacity fees.

Affordable Housing Incentive Plan - In 1992 when the State enacted the William E. Sadowski Affordable Housing Act, which provided a comprehensive funding package for affordable housing programs, local governments had to develop a "Local Housing Incentive Plan" to receive funds under the Act. The City appointed an Affordable Housing Advisory Committee (AHAC) which, through the Affordable Housing Incentive Plan, established the incentives to be provided to encourage the development of affordable housing. The incentives include:

- Expedited permitting for all affordable housing developers;
- Developers may request impact fee reimbursements if the unit is sold or rented to an eligible household;
- Eligibility for additional incentives that may be approved by the Affordable Housing Review Committee, including reduced road widths, and modifications in curbing, parking, or other site improvement features.

Code Enforcement - The Code Enforcement Division is responsible for investigating and citing properties for code violations, boarding up abandoned buildings, demolishing unsafe structures, and maintaining vacant lots. Code Enforcement receives funding from both CDBG and the City's General Fund. Code Enforcement has a new computer system that allows the tracking of code violations by Census Tract.

Urban Homesteading Program - As a strategy to promote infill housing development in some of Lakeland's most distressed neighborhoods, the Urban Homesteading Program was developed. On vacant buildable residential lots, the City shall continue to aggressively pursue title and marketability through foreclosure of special assessment liens and quiet title action. Funding for this effort is derived from the General Fund. The City shall maintain a list of City owned vacant lots suitable for single family construction where the property has marketable title and all back taxes have been paid in full. These lots shall be available for Urban Homesteading.

Accessory Dwelling Units - The City amended its Land Development regulations to allow accessory

dwelling units (ADU) in residential zoning districts. ADUs may provide affordable units for retirees, single persons, couples and students while attending college or preparing to become independent.

**Actions taken to address obstacles to meeting underserved needs. 91.220(k); 91.320(j)**

The Housing Division has identified several obstacles that will hinder its ability to address the identified needs in the five-year Consolidated Plan.

The primary obstacle to meeting underserved needs in the City is the limited financial resources available to address identified priorities. For example, the amount of CDBG funds available under the 15% Public Service cap is consistently and significantly less than the amount requested to meet local goals. The State housing trust fund has started to increase over the last several years. This fund complemented the federal funds coming into the community.

Lakeland/Polk County area has seen an increase of distressed properties, which are properties that sell for less and in an urgent manner, increased homelessness and risk of homelessness, increased loss of employment and need for increased supportive services for the growing population that is affected by the economy. The City, along with communities, has even fewer resources available to address these issues.

**Actions taken to reduce lead-based paint hazards. 91.220(k); 91.320(j)**

The City of Lakeland addresses lead-based paint hazards as part of the rehabilitation program. The City addresses any lead-based paint hazards pursuant to 24 CFR Part 35 Final Rule effective September 15, 2000. Qualified testers and risk assessment contractors are utilized for the work to be completed for lead based paint stabilization, detection, and abatement using safe work practices. HUD's lead-based paint regulations and requirements are fully incorporated into all of the City's rehabilitation and homebuyer activities.

During the PY2018, **one (1) home was tested and it tested positive**. There were an additional **seven (7)** homes built in 1925 presumed to have lead based paint. Since 2000, over \$7 million have been expended for lead-based paint testing and abatement, reconstruction and rehab of housing units. Staff implements the necessary clearance testing.

**Actions taken to reduce the number of poverty-level families. 91.220(k); 91.320(j)**

The goal of the City is to address issues relating to poverty through assistance to both outside agencies and City programs. Funded activities that provide assistance and training to lower-income persons include: Salvation Army and Talbot House programs, Homeless Coalition of Polk County support, drug prevention activities, after school programs, summer teen activities, volunteers to assist elderly shut-ins, programs for persons with disabilities, counseling, and recreational programs for low-income children. The State has encouraged entitlements to create a strategy with a rapid re-housing plan with its funds.

The Housing Assistance Program will continue to focus on training and counseling activities that help families become successful homeowners. The Affordable Housing Advisory Committee and the Housing Assistance Partnership Task Force will continue to oversee the implementation of housing programs and attempt to ensure affordable, decent housing for all residents. The City's single family rehab program helps lower income owners make needed repairs, which enables them to remain in their affordable homes.

The Housing Division maintains contacts with other agencies supplying services to low income residents such as the Lakeland Housing Authority, various homeless service agencies, and local non-profit agencies with programs that benefit children and families.

The Lakeland Housing Authority operates the Family Self-Sufficiency and Section 8 FSS programs to promote the development of local strategies to coordinate the use of assistance under the public housing program with public and private resources, enable participating families to increase earned income, reduce or eliminate the need for welfare assistance, and make progress toward achieving economic independence and self-sufficiency. The FSS program supports HUD's strategic goals of helping HUD-assisted renters make progress toward housing self-sufficiency welfare reform and help families develop new skills that will lead to economic self-sufficiency. As a result of their participation in the FSS program, many families have achieved stable, well paid employment, which had made it possible for them to become homeowners or move to other non-assisted housing. The City signs LHA's certificate of consistency for its submission to funding sources.

All local non-profit agencies serving the homeless offer some level of supportive services to program participants, ranging from family counseling to job skill development, all of which are intended to promote self-sufficiency and prevent a return to poverty and homelessness.

### **Actions taken to develop institutional structure. 91.220(k); 91.320(j)**

The Housing Division continues to network to enhance the institutional structure for affordable housing delivery. The Housing Division also continues to partner with other non-profit agencies (Lakeland Habitat for Humanity, Keystone Challenge Fund, Inc. and local homeless providers), the Mid Town CRA, multi-family rental units developers (Lakeland Housing Authority), and other State agencies (Florida Housing Finance Corporation).

In a collaborative effort with local non-profits, the City provides vacant lots at discount cost. Our local Habitat for Humanity and our CHDO agency have taken advantage of this Urban Homesteading Program.

The Housing Division administered projects in-house during the past program year. The projects included owner-occupied rehabilitation and home ownership activities. The City has qualified staff and partners to undertake these projects.

To enhance coordination between public and private housing, non-profit and social services agencies,

the Housing Division staff may participate in or is an ex-officio member of several organizations:

- Homeless Coalition of Polk County – Housing Division staff is an executive board member of the Homeless Coalition of Polk County and continues to work on the Continuum of Care planning process for homelessness with the local coalition and homeless providers. The goal is to expand and improve the efficiency of the granting processes during program year.
- Affordable Housing Advisory Committee (AHAC) is an advisory committee organized to review regulatory issues that impede the development of affordable housing, and to make recommendations regarding same. The AHAC members consist of community professionals from a variety of fields (realty, banking, housing advocate, planning).
- City waives the local non-utility impact fees for multi-family developer which was awarded funding from FHFC. The public housing authority is constructing an additional 32 units to its Phase II on same location.
- Housing Division encourages organizations to apply for certification as Community Housing Development Organizations (CHDO's) under the HOME program.

Many of the City's service providers or community partners received funding from a CDBG.

**Actions taken to enhance coordination between public and private housing and social service agencies. 91.220(k); 91.320(j)**

The City is committed to the close coordination of all its programs with other City departments, local nonprofits and private sector. The Housing Division Staff will continue to participate in events and planning sessions of the local housing authority, private housing developers and health and social service agencies.

Staff makes an effort to attend various meetings of Polk Vision, a local planning agency. In a survey performed by Lakeland Vision, it outlined several priorities for the local community such as effective land planning to provide diverse housing options for all incomes, preservation of green space and trees, reducing Lakeland's homeless population through outreach shelters and housing programs that provide comprehensive support services, including child care, education and job placement.

The City has an ongoing relationship with the Lakeland Housing Authority (LHA). The City also supports the LHA Youth Build project.

The City provides several health and social service agencies with CDBG and City general funds through the public/community service application process.

**Identify actions taken to overcome the effects of any impediments identified in the jurisdictions analysis of impediments to fair housing choice. 91.520(a)**



The City updated its Analysis of Impediments to Fair Housing Choice (AI) this August when its 2015-2020 Consolidated Plan was written. A copy of the updated AI is available for review on the Housing Office's website at <http://www.lakelandgov.net/departments/community-economic-development/housing/>.

The analysis found previous impediments exist in discrimination based on race/national origin or disability. A new impediment has surfaced in the sub-prime home-refinancing market among minority homeowners. Those homeowners are being targeted by lenders, some employing predatory lending practices. The Housing Division is addressing all impediments and has undertaken a variety of effective fair housing activities. This analysis has identified the following information that may reveal, or result in, impediments to fair housing choice.

1. The City is located in a media market that includes two other CDBG entitlements and SHIP programs which are served by the same television and radio stations and newspaper. This may cause confusion and overlap with their fair housing information and related programs.
2. Ownership rates, while consistent with national percentages, are lower for African-American and Hispanic households than for white households.
3. HMDA data reveals a much larger percentage of African-Americans being denied mortgages than whites. The reasons for denials are relatively consistent with other groups, but the percentage of denials is not.
4. A significant portion of the City's population (15%) speaks a language other than English at home. Most of those households (11%) speak Spanish.
5. The City's web site, including the housing portion, contains helpful information, including an entire web page on fair housing. This web page printed information in English and Spanish.
6. The City has a Fair Housing Ordinance that has been in effect for many years. There are two existing ordinances in place regarding the protected classes.

The Housing Division staff has made an effort to reach out to the entitlements of Polk County and the City of Winter Haven to coordinate with some publicity and outreach activities. All three entitlements are subject to the same requirements and objectives regarding furthering fair housing. Greater results can be achieved by working together on some countywide activities such as billboards, radio and television spots, newspaper articles, and public forums.

The City will partner with the neighboring entitlements and Keystone Challenge Fund, Inc. to assist African-American and Hispanic populations in homeownership. The three entities will research and enforce strategies to resolve issues related to the disparities of lower homeownership percentages in the two populations mentioned. The plan must be aligned with the growing percentage of non-English speaking households. The City has made many efforts in providing information in Spanish by adding a link to the fair housing hotline on its website. The website is particularly strong in the area of fair housing, with a dedicated web page, a link to HUD's housing discrimination web page, and the phone number of the HUD hotline.

## **CR-40 - Monitoring 91.220 and 91.230**

**Describe the standards and procedures used to monitor activities carried out in furtherance of the plan and used to ensure long-term compliance with requirements of the programs involved, including minority business outreach and the comprehensive planning requirements**

The City's Housing Division staff monitors activities on an ongoing basis to ensure that all federal and state regulations and statutory requirements are operating effectively. The Staff along with the City's Finance Department has established standards and procedures for monitoring of federal and state grant funds. The City has been a CDBG entitlement community since 1974 and approved to receive HOME funds in 1992. In 1992 the state of Florida began the SHIP program and Lakeland was approved to receive these funds. Since the program's inception, the City has had no findings issued for these federal housing programs. The State also monitors the SHIP program. Technical assistance is provided through HUD for federal programs and Florida Housing Coalition for state program with continuing education offered to staff each year.

The following bulleted list outlines monitoring methodology for all funds:

- Yearly internal auditing is completed by the finance department.
- External auditing of both federal and state funds is completed by an independent auditing firm for all grant funds received by the City.
- Tracking software used for federal and state funds in place (IDIS for federal funds and SHIP tracking software for state funds).
- Annual reports submitted for federal and state programs.
- Monthly reconciliation of funds for both federal and state programs.
- Drawdown approval completed by Finance Department.
- All sub-recipients for federal funds receive access to OMB circulars and administration handbooks.
- The State of Florida requires copies of all City audits on a yearly basis.
- Desk monitoring is scheduled monthly with each drawdown request.
- Desk and face to face monitoring of CHDOs is completed yearly.
- SHIP program is monitored by the Florida Housing Finance Corp.
- Desk and face to face monitoring of Public Services programs are performed regularly; and staff attends programs functions to monitor contracts.

The City annually monitors its performance in meeting its goals and objectives set forth in the Consolidated Plan to ensure compliance with program requirements involving timeliness of expenditures. Projects receiving program assistance are monitored to ensure on-going compliance with program requirements such as income qualification.

Services under the CDBG and HOME programs are provided by internal staff for the rehabilitation program and through an agreement with community-based non-profit organization which provides homebuyer

education, pre-qualifying, counseling, application in-take, and processing in conjunction with the direct provision of home purchase assistance.

The City's grants management staff provides ongoing fiscal and programmatic monitoring of each client or project receiving CDBG, HOME or state SHIP funds which includes both desk and on-site reviews. In addition, the City also conducts monitoring of CDBG or HOME funded construction projects for labor standards compliance related to Davis-Bacon regulations. Lead-based paint assessments are completed on a project by project basis. Finally, the City has incorporated monitoring for access requirements related to Section 504 of the Rehabilitation Act and the Americans With Disabilities Act.

### **Citizen Participation Plan 91.105(d); 91.115(d)**

#### **Describe the efforts to provide citizens with reasonable notice and an opportunity to comment on performance reports.**

The availability of the CAPER for PY2018 was advertised in the local newspaper on December 3 - 17, 2019. The report was available for review at the main and branch libraries, the Housing Division Office, Community & Economic Development Office and was also posted on the City's website at <http://www.lakelandgov.net/departments/community-economic-development/housing/>. The fifteen day comment period ended on December 17, 2019.

**CR-45 - CDBG 91.520(c)**

**Specify the nature of, and reasons for, any changes in the jurisdiction’s program objectives and indications of how the jurisdiction would change its programs as a result of its experiences.**

There were no changes to the 2015-2020 Consolidated Plan Program or 2018-2019 Action Plan during this reporting period. The priorities identified in the Five-Year Plan were the basis for allocating HUD funds during FY2018-2019.

The City of Lakeland reassigned the HOPWA funds to the State of Florida Department of Health. The Department of Health has operated this program for many years, and because the Housing Section’s staff had limited background in this area, the City determined it best to be handled by the State.

**Does this Jurisdiction have any open Brownfields Economic Development Initiative (BEDI) grants?**

No

**[BEDI grantees] Describe accomplishments and program outcomes during the last year.**

## **CR-50 - HOME 91.520(d)**

**Include the results of on-site inspections of affordable rental housing assisted under the program to determine compliance with housing codes and other applicable regulations**

Please list those projects that should have been inspected on-site this program year based upon the schedule in §92.504(d). Indicate which of these were inspected and a summary of issues that were detected during the inspection. For those that were not inspected, please indicate the reason and how you will remedy the situation.

**Provide an assessment of the jurisdiction's affirmative marketing actions for HOME units. 92.351(b)**

Currently, the City's housing programs involve single units either for rehabilitation or home purchase. Should future City programs involve housing with five or more HOME assisted units, the City shall give notice through the procurement/bidding procedure of the Affirmative Marketing requirement. A specific Affirmative Marketing Plan shall be developed for the project. HUD form 935.2 Affirmative Fair Housing Marketing Plan may be utilized for such plan.

**Refer to IDIS reports to describe the amount and use of program income for projects, including the number of projects and owner and tenant characteristics**

Home program income received during the program year totaled \$52,749 from Payoffs of home purchase and loan payments. In PY 2018, HOME funds were expended on three (3) owner occupied rehab projects, and one (1) is un-reconstruction and another a major rehabilitation. There were three (3) home purchase assistance.

Of the units assisted, three (3) White, three (3) African American and one (1) Hispanic. There were one (1) extremely low and four (4) low households assisted.

**Describe other actions taken to foster and maintain affordable housing. 91.220(k) (STATES ONLY: Including the coordination of LIHTC with the development of affordable housing). 91.320(j)**

The effect of City public policies on the cost of affordable housing may include tax policy affecting land and other property, land use controls, zoning ordinances, building codes, fees and charges, growth limits, and policies that affect the return on residential investment. The City has a review process in place for all City actions that may adversely impact the development cost of housing. There are programs established to support affordable housing within the city limits: impact fees reimbursement/waiver, affordable housing incentive plan, accessible dwelling units, code enforcement, and urban homesteading.

During the PY2018, the City continues its support of low income housing tax credit projects. The City's

signs off on the applications and/certifications and if the projects receive funding; this increases the amount of affordable housing units within the city limits.

During the PY, the City committed to the waiver of non-utility impact fees for the following projects:

- Lakeland Housing Authority Phase II (132 units) \$319,638 in waiver of fees;
- Providence Reserve Seniors (139 units) \$676,930 in waiver of fees; and
- Swan Lake Village Apartments (84 units – 42 special needs) \$406,812 in waiver of fees.

The City also provides funding for the local CHDO agency to build a low income unit.



U.S. Department of Housing and Urban Development  
 Office of Community Planning and Development  
 Integrated Disbursement and Information System  
 CDBG Activity Summary Report (GPR) for Program Year 2018  
 LAKELAND

Date: 20-Nov-2019  
 Time: 14:20  
 Page: 28

**PGM Year:** 2016  
**Project:** 0002 - Owner Occupied Housing Rehabilitation  
**IDIS Activity:** 1538 - Single Unit Rehabilitation

**Status:** Completed 12/28/2018 12:00:00 AM  
**Location:** Address Suppressed  
**Objective:** Provide decent affordable housing  
**Outcome:** Sustainability  
**Matrix Code:** Rehab; Single-Unit Residential (14A)      **National Objective:** LMH

**Initial Funding Date:** 02/28/2018

**Description:**  
 Major rehabilitation provided to owner occupied income qualified client.

**Financing**

	Fund Type	Grant Year	Grant	Funded Amount	Drawn In Program Year	Drawn Thru Program Year
CDBG	EN	2016	B16MC120011	\$40,000.00	\$0.00	\$40,000.00
		2017	B17MC120011	\$861.90	\$0.00	\$861.90
<b>Total</b>	<b>Total</b>			<b>\$40,861.90</b>	<b>\$0.00</b>	<b>\$40,861.90</b>

**Proposed Accomplishments**

Housing Units : 1

**Actual Accomplishments**

Number assisted:

	Owner		Renter		Total		Person	
	Total	Hispanic	Total	Hispanic	Total	Hispanic	Total	Hispanic
White:	0	0	0	0	0	0		0
Black/African American:	1	0	0	0	1	0	0	0
Asian:	0	0	0	0	0	0	0	0
American Indian/Alaskan Native:	0	0	0	0	0	0	0	0
Native Hawaiian/Other Pacific Islander:	0	0	0	0	0	0	0	0
American Indian/Alaskan Native & White:	0	0	0	0	0	0	0	0
Asian White:	0	0	0	0	0	0	0	0
Black/African American & White:	0	0	0	0	0	0	0	0
American Indian/Alaskan Native & Black/African American:	0	0	0	0	0	0	0	0
Other multi-racial:	0	0	0	0	0	0	0	0
Asian/Pacific Islander:	0	0	0	0	0	0	0	0
Hispanic:	0	0	0	0	0	0	0	0
<b>Total:</b>	<b>1</b>	<b>0</b>	<b>0</b>	<b>0</b>	<b>1</b>	<b>0</b>	<b>0</b>	<b>0</b>
Female-headed Households:	0		0		0			



U.S. Department of Housing and Urban Development  
Office of Community Planning and Development  
Integrated Disbursement and Information System  
CDBG Activity Summary Report (GPR) for Program Year 2018  
LAKELAND

Date: 20-Nov-2019

Time: 14:20

Page: 29

*Income Category:*

	<b>Owner</b>	<b>Renter</b>	<b>Total</b>	<b>Person</b>
Extremely Low	0	0	0	0
Low Mod	1	0	1	0
Moderate	0	0	0	0
Non Low Moderate	0	0	0	0
Total	1	0	1	0
Percent Low/Mod	100.0%		100.0%	

**Annual Accomplishments**

<b>Years</b>	<b>Accomplishment Narrative</b>	<b># Benefitting</b>
2018	Major rehab done for income qualified household.	





U.S. Department of Housing and Urban Development  
 Office of Community Planning and Development  
 Integrated Disbursement and Information System  
 CDBG Activity Summary Report (GPR) for Program Year 2018  
 LAKELAND

Date: 20-Nov-2019  
 Time: 14:20  
 Page: 30

**PGM Year:** 2017  
**Project:** 0001 - Owner Occupied Housing Rehabilitation  
**IDIS Activity:** 1540 - Single Unit Residential Rehabilitation

**Status:** Completed 8/12/2019 12:00:00 AM  
**Location:** Address Suppressed  
**Objective:** Provide decent affordable housing  
**Outcome:** Sustainability  
**Matrix Code:** Rehab; Single-Unit Residential (14A)      **National Objective:** LMH

**Initial Funding Date:** 04/03/2018

**Description:**

Major rehabilitation provided to low income home owner.

**Financing**

	Fund Type	Grant Year	Grant	Funded Amount	Drawn In Program Year	Drawn Thru Program Year
CDBG	EN	2016	B16MC120011	\$74,695.10	\$0.00	\$74,695.10
	PI			\$21,180.00	\$18,230.00	\$21,180.00
<b>Total</b>	<b>Total</b>			<b>\$95,875.10</b>	<b>\$18,230.00</b>	<b>\$95,875.10</b>

**Proposed Accomplishments**

Housing Units : 1

**Actual Accomplishments**

Number assisted:

	Owner		Renter		Total		Person	
	Total	Hispanic	Total	Hispanic	Total	Hispanic	Total	Hispanic
White:	0	0	0	0	0	0		0
Black/African American:	1	0	0	0	1	0	0	0
Asian:	0	0	0	0	0	0	0	0
American Indian/Alaskan Native:	0	0	0	0	0	0	0	0
Native Hawaiian/Other Pacific Islander:	0	0	0	0	0	0	0	0
American Indian/Alaskan Native & White:	0	0	0	0	0	0	0	0
Asian White:	0	0	0	0	0	0	0	0
Black/African American & White:	0	0	0	0	0	0	0	0
American Indian/Alaskan Native & Black/African American:	0	0	0	0	0	0	0	0
Other multi-racial:	0	0	0	0	0	0	0	0
Asian/Pacific Islander:	0	0	0	0	0	0	0	0
Hispanic:	0	0	0	0	0	0	0	0
<b>Total:</b>	<b>1</b>	<b>0</b>	<b>0</b>	<b>0</b>	<b>1</b>	<b>0</b>	<b>0</b>	<b>0</b>
Female-headed Households:	0		0		0			



U.S. Department of Housing and Urban Development  
Office of Community Planning and Development  
Integrated Disbursement and Information System  
CDBG Activity Summary Report (GPR) for Program Year 2018  
LAKELAND

Date: 20-Nov-2019

Time: 14:20

Page: 31

*Income Category:*

	<b>Owner</b>	<b>Renter</b>	<b>Total</b>	<b>Person</b>
Extremely Low	0	0	0	0
Low Mod	1	0	1	0
Moderate	0	0	0	0
Non Low Moderate	0	0	0	0
Total	1	0	1	0
Percent Low/Mod	100.0%		100.0%	

**Annual Accomplishments**

<b>Years</b>	<b>Accomplishment Narrative</b>	<b># Benefitting</b>
2018	Re-construction of home for income qualified homeowner.	



U.S. Department of Housing and Urban Development  
 Office of Community Planning and Development  
 Integrated Disbursement and Information System  
 CDBG Activity Summary Report (GPR) for Program Year 2018  
 LAKELAND

Date: 20-Nov-2019  
 Time: 14:20  
 Page: 32

**PGM Year:** 2017  
**Project:** 0001 - Owner Occupied Housing Rehabilitation  
**IDIS Activity:** 1542 - Single Unit Residential Rehabilitation

**Status:** Completed 5/29/2019 12:00:00 AM  
**Location:** Address Suppressed  
**Objective:** Provide decent affordable housing  
**Outcome:** Sustainability  
**Matrix Code:** Rehab; Single-Unit Residential (14A)      **National Objective:** LMH

**Initial Funding Date:** 06/01/2018

**Description:**  
 Major rehabilitation/re-construction of home for income qualified home owner.

**Financing**

	Fund Type	Grant Year	Grant	Funded Amount	Drawn In Program Year	Drawn Thru Program Year
CDBG	EN	2017	B17MC120011	\$48,773.12	\$22,351.02	\$48,773.12
	PI			\$52,861.82	\$52,861.82	\$52,861.82
<b>Total</b>	<b>Total</b>			<b>\$101,634.94</b>	<b>\$75,212.84</b>	<b>\$101,634.94</b>

**Proposed Accomplishments**

Housing Units : 1

**Actual Accomplishments**

Number assisted:

	Owner		Renter		Total		Person	
	Total	Hispanic	Total	Hispanic	Total	Hispanic	Total	Hispanic
White:	0	0	0	0	0	0		0
Black/African American:	1	0	0	0	1	0	0	0
Asian:	0	0	0	0	0	0	0	0
American Indian/Alaskan Native:	0	0	0	0	0	0	0	0
Native Hawaiian/Other Pacific Islander:	0	0	0	0	0	0	0	0
American Indian/Alaskan Native & White:	0	0	0	0	0	0	0	0
Asian White:	0	0	0	0	0	0	0	0
Black/African American & White:	0	0	0	0	0	0	0	0
American Indian/Alaskan Native & Black/African American:	0	0	0	0	0	0	0	0
Other multi-racial:	0	0	0	0	0	0	0	0
Asian/Pacific Islander:	0	0	0	0	0	0	0	0
Hispanic:	0	0	0	0	0	0	0	0
<b>Total:</b>	<b>1</b>	<b>0</b>	<b>0</b>	<b>0</b>	<b>1</b>	<b>0</b>	<b>0</b>	<b>0</b>

Female-headed Households: 1



U.S. Department of Housing and Urban Development  
Office of Community Planning and Development  
Integrated Disbursement and Information System  
CDBG Activity Summary Report (GPR) for Program Year 2018  
LAKELAND

Date: 20-Nov-2019

Time: 14:20

Page: 33

*Income Category:*

	<b>Owner</b>	<b>Renter</b>	<b>Total</b>	<b>Person</b>
Extremely Low	1	0	1	0
Low Mod	0	0	0	0
Moderate	0	0	0	0
Non Low Moderate	0	0	0	0
Total	1	0	1	0
Percent Low/Mod	100.0%		100.0%	

**Annual Accomplishments**

<b>Years</b>	<b>Accomplishment Narrative</b>	<b># Benefiting</b>
2018	Re-construction of home on an income qualified homeowner's lot.	



U.S. Department of Housing and Urban Development  
 Office of Community Planning and Development  
 Integrated Disbursement and Information System  
 CDBG Activity Summary Report (GPR) for Program Year 2018  
 LAKELAND

Date: 20-Nov-2019  
 Time: 14:20  
 Page: 34

**PGM Year:** 2017  
**Project:** 0001 - Owner Occupied Housing Rehabilitation  
**IDIS Activity:** 1549 - Single Unit Residential Rehabilitation

**Status:** Completed 11/2/2018 12:00:00 AM  
**Location:** Address Suppressed  
**Objective:** Create suitable living environments  
**Outcome:** Sustainability  
**Matrix Code:** Rehab; Single-Unit Residential (14A)      **National Objective:** LMH

**Initial Funding Date:** 09/18/2018

**Description:**  
 Rehab performed on income qualified single family home.

**Financing**

	Fund Type	Grant Year	Grant	Funded Amount	Drawn In Program Year	Drawn Thru Program Year
CDBG	EN	2017	B17MC120011	\$3,181.00	\$0.00	\$3,181.00
<b>Total</b>	<b>Total</b>			<b>\$3,181.00</b>	<b>\$0.00</b>	<b>\$3,181.00</b>

**Proposed Accomplishments**

Housing Units : 1

**Actual Accomplishments**

*Number assisted:*

	Owner		Renter		Total		Person	
	Total	Hispanic	Total	Hispanic	Total	Hispanic	Total	Hispanic
White:	0	0	0	0	0	0		0
Black/African American:	1	0	0	0	1	0	0	0
Asian:	0	0	0	0	0	0	0	0
American Indian/Alaskan Native:	0	0	0	0	0	0	0	0
Native Hawaiian/Other Pacific Islander:	0	0	0	0	0	0	0	0
American Indian/Alaskan Native & White:	0	0	0	0	0	0	0	0
Asian White:	0	0	0	0	0	0	0	0
Black/African American & White:	0	0	0	0	0	0	0	0
American Indian/Alaskan Native & Black/African American:	0	0	0	0	0	0	0	0
Other multi-racial:	0	0	0	0	0	0	0	0
Asian/Pacific Islander:	0	0	0	0	0	0	0	0
Hispanic:	0	0	0	0	0	0	0	0
<b>Total:</b>	<b>1</b>	<b>0</b>	<b>0</b>	<b>0</b>	<b>1</b>	<b>0</b>	<b>0</b>	<b>0</b>
Female-headed Households:	0		0		0			



U.S. Department of Housing and Urban Development  
Office of Community Planning and Development  
Integrated Disbursement and Information System  
CDBG Activity Summary Report (GPR) for Program Year 2018  
LAKELAND

Date: 20-Nov-2019

Time: 14:20

Page: 35

*Income Category:*

	<b>Owner</b>	<b>Renter</b>	<b>Total</b>	<b>Person</b>
Extremely Low	0	0	0	0
Low Mod	1	0	1	0
Moderate	0	0	0	0
Non Low Moderate	0	0	0	0
Total	1	0	1	0
Percent Low/Mod	100.0%		100.0%	

**Annual Accomplishments**

<b>Years</b>	<b>Accomplishment Narrative</b>	<b># Benefiting</b>
2017	Performed minor repairs on owner occupied home.	



U.S. Department of Housing and Urban Development  
 Office of Community Planning and Development  
 Integrated Disbursement and Information System  
 CDBG Activity Summary Report (GPR) for Program Year 2018  
 LAKELAND

Date: 20-Nov-2019  
 Time: 14:20  
 Page: 36

**PGM Year:** 2017  
**Project:** 0003 - Temporary Relocation  
**IDIS Activity:** 1550 - Temporary Relocation

**Status:** Completed 10/25/2018 12:00:00 AM  
**Location:** Address Suppressed

**Objective:** Provide decent affordable housing  
**Outcome:** Sustainability  
**Matrix Code:** Relocation (08)

**National Objective:** LMH

**Initial Funding Date:** 10/09/2018

**Description:**

Temporary relocation provided to homeowner during the re-construction of home.

**Financing**

	Fund Type	Grant Year	Grant	Funded Amount	Drawn In Program Year	Drawn Thru Program Year
CDBG	EN	2016	B16MC120011	\$1,400.00	\$0.00	\$1,400.00
<b>Total</b>	<b>Total</b>			<b>\$1,400.00</b>	<b>\$0.00</b>	<b>\$1,400.00</b>

**Proposed Accomplishments**

Households (General) : 1

**Actual Accomplishments**

*Number assisted:*

	<b>Owner</b>		<b>Renter</b>		<b>Total</b>		<b>Person</b>	
	Total	Hispanic	Total	Hispanic	Total	Hispanic	Total	Hispanic
White:	0	0	0	0	0	0		0
Black/African American:	1	0	0	0	1	0	0	0
Asian:	0	0	0	0	0	0	0	0
American Indian/Alaskan Native:	0	0	0	0	0	0	0	0
Native Hawaiian/Other Pacific Islander:	0	0	0	0	0	0	0	0
American Indian/Alaskan Native & White:	0	0	0	0	0	0	0	0
Asian White:	0	0	0	0	0	0	0	0
Black/African American & White:	0	0	0	0	0	0	0	0
American Indian/Alaskan Native & Black/African American:	0	0	0	0	0	0	0	0
Other multi-racial:	0	0	0	0	0	0	0	0
Asian/Pacific Islander:	0	0	0	0	0	0	0	0
Hispanic:	0	0	0	0	0	0	0	0
<b>Total:</b>	<b>1</b>	<b>0</b>	<b>0</b>	<b>0</b>	<b>1</b>	<b>0</b>	<b>0</b>	<b>0</b>
Female-headed Households:	0		0		0			



U.S. Department of Housing and Urban Development  
Office of Community Planning and Development  
Integrated Disbursement and Information System  
CDBG Activity Summary Report (GPR) for Program Year 2018  
LAKELAND

Date: 20-Nov-2019

Time: 14:20

Page: 37

*Income Category:*

	<b>Owner</b>	<b>Renter</b>	<b>Total</b>	<b>Person</b>
Extremely Low	0	0	0	0
Low Mod	1	0	1	0
Moderate	0	0	0	0
Non Low Moderate	0	0	0	0
Total	1	0	1	0
Percent Low/Mod	100.0%		100.0%	

**Annual Accomplishments**

<b>Years</b>	<b>Accomplishment Narrative</b>	<b># Benefitting</b>
2017	One time temporary Relocation allocation awarded to low income home owner during rehabilitation or re-construction of home.	





U.S. Department of Housing and Urban Development  
 Office of Community Planning and Development  
 Integrated Disbursement and Information System  
 CDBG Activity Summary Report (GPR) for Program Year 2018  
 LAKELAND

Date: 20-Nov-2019  
 Time: 14:20  
 Page: 38

**PGM Year:** 2017  
**Project:** 0003 - Temporary Relocation  
**IDIS Activity:** 1551 - Temporary Relocation

**Status:** Completed 10/25/2018 12:00:00 AM  
**Location:** Address Suppressed

**Objective:** Provide decent affordable housing  
**Outcome:** Sustainability  
**Matrix Code:** Relocation (08)

**National Objective:** LMH

**Initial Funding Date:** 10/09/2018

**Description:**

Temporary Relocation provided to homeowner during the re-construction of home.

**Financing**

	Fund Type	Grant Year	Grant	Funded Amount	Drawn In Program Year	Drawn Thru Program Year
CDBG	EN	2017	B17MC120011	\$1,250.00	\$0.00	\$1,250.00
<b>Total</b>	<b>Total</b>			<b>\$1,250.00</b>	<b>\$0.00</b>	<b>\$1,250.00</b>

**Proposed Accomplishments**

Households (General) : 1

**Actual Accomplishments**

Number assisted:

	Owner		Renter		Total		Person	
	Total	Hispanic	Total	Hispanic	Total	Hispanic	Total	Hispanic
White:	0	0	0	0	0	0		0
Black/African American:	1	0	0	0	1	0	0	0
Asian:	0	0	0	0	0	0	0	0
American Indian/Alaskan Native:	0	0	0	0	0	0	0	0
Native Hawaiian/Other Pacific Islander:	0	0	0	0	0	0	0	0
American Indian/Alaskan Native & White:	0	0	0	0	0	0	0	0
Asian White:	0	0	0	0	0	0	0	0
Black/African American & White:	0	0	0	0	0	0	0	0
American Indian/Alaskan Native & Black/African American:	0	0	0	0	0	0	0	0
Other multi-racial:	0	0	0	0	0	0	0	0
Asian/Pacific Islander:	0	0	0	0	0	0	0	0
Hispanic:	0	0	0	0	0	0	0	0
<b>Total:</b>	<b>1</b>	<b>0</b>	<b>0</b>	<b>0</b>	<b>1</b>	<b>0</b>	<b>0</b>	<b>0</b>
Female-headed Households:	0		0		0			



U.S. Department of Housing and Urban Development  
Office of Community Planning and Development  
Integrated Disbursement and Information System  
CDBG Activity Summary Report (GPR) for Program Year 2018  
LAKELAND

Date: 20-Nov-2019

Time: 14:20

Page: 39

*Income Category:*

	<b>Owner</b>	<b>Renter</b>	<b>Total</b>	<b>Person</b>
Extremely Low	0	0	0	0
Low Mod	1	0	1	0
Moderate	0	0	0	0
Non Low Moderate	0	0	0	0
Total	1	0	1	0
Percent Low/Mod	100.0%		100.0%	

**Annual Accomplishments**

<b>Years</b>	<b>Accomplishment Narrative</b>	<b># Benefiting</b>
2017	One time temporary relocation provided to low income home owner.	



U.S. Department of Housing and Urban Development  
 Office of Community Planning and Development  
 Integrated Disbursement and Information System  
 CDBG Activity Summary Report (GPR) for Program Year 2018  
 LAKELAND

Date: 20-Nov-2019  
 Time: 14:20  
 Page: 40

**PGM Year:** 2017  
**Project:** 0001 - Owner Occupied Housing Rehabilitation  
**IDIS Activity:** 1552 - Single Unit Residential Rehabilitation

**Status:** Completed 9/17/2019 12:00:00 AM  
**Location:** Address Suppressed

**Objective:** Provide decent affordable housing  
**Outcome:** Sustainability  
**Matrix Code:** Rehab; Single-Unit Residential (14A)      **National Objective:** LMH

**Initial Funding Date:** 10/18/2018

**Description:**  
 Re-construction of home for income qualified homeowner.

**Financing**

	Fund Type	Grant Year	Grant	Funded Amount	Drawn In Program Year	Drawn Thru Program Year
CDBG	EN	2016	B16MC120011	\$25,000.00	\$24,533.00	\$25,000.00
		2017	B17MC120011	\$7,963.19	\$7,963.19	\$7,963.19
	PI			\$32,058.10	\$32,058.10	\$32,058.10
<b>Total</b>	<b>Total</b>			<b>\$65,021.29</b>	<b>\$64,554.29</b>	<b>\$65,021.29</b>

**Proposed Accomplishments**

Housing Units : 1

**Actual Accomplishments**

Number assisted:

	Owner		Renter		Total		Person	
	Total	Hispanic	Total	Hispanic	Total	Hispanic	Total	Hispanic
White:	0	0	0	0	0	0		0
Black/African American:	1	0	0	0	1	0	0	0
Asian:	0	0	0	0	0	0	0	0
American Indian/Alaskan Native:	0	0	0	0	0	0	0	0
Native Hawaiian/Other Pacific Islander:	0	0	0	0	0	0	0	0
American Indian/Alaskan Native & White:	0	0	0	0	0	0	0	0
Asian White:	0	0	0	0	0	0	0	0
Black/African American & White:	0	0	0	0	0	0	0	0
American Indian/Alaskan Native & Black/African American:	0	0	0	0	0	0	0	0
Other multi-racial:	0	0	0	0	0	0	0	0
Asian/Pacific Islander:	0	0	0	0	0	0	0	0
Hispanic:	0	0	0	0	0	0	0	0
<b>Total:</b>	<b>1</b>	<b>0</b>	<b>0</b>	<b>0</b>	<b>1</b>	<b>0</b>	<b>0</b>	<b>0</b>



U.S. Department of Housing and Urban Development  
Office of Community Planning and Development  
Integrated Disbursement and Information System  
CDBG Activity Summary Report (GPR) for Program Year 2018  
LAKELAND

Date: 20-Nov-2019

Time: 14:20

Page: 41

Female-headed Households:

0 0 0

*Income Category:*

	<b>Owner</b>	<b>Renter</b>	<b>Total</b>	<b>Person</b>
Extremely Low	0	0	0	0
Low Mod	1	0	1	0
Moderate	0	0	0	0
Non Low Moderate	0	0	0	0
Total	1	0	1	0
Percent Low/Mod	100.0%		100.0%	

**Annual Accomplishments**

<b>Years</b>	<b>Accomplishment Narrative</b>	<b># Benefiting</b>
2018	Re-construction of home on the lot of an income qualified homeowner.	



U.S. Department of Housing and Urban Development  
 Office of Community Planning and Development  
 Integrated Disbursement and Information System  
 CDBG Activity Summary Report (GPR) for Program Year 2018  
 LAKELAND

Date: 20-Nov-2019  
 Time: 14:20  
 Page: 42

**PGM Year:** 2017  
**Project:** 0001 - Owner Occupied Housing Rehabilitation  
**IDIS Activity:** 1553 - Single Unit Residential Rehabilitation

**Status:** Completed 9/17/2019 12:00:00 AM  
**Location:** Address Suppressed  
**Objective:** Provide decent affordable housing  
**Outcome:** Sustainability  
**Matrix Code:** Rehab; Single-Unit Residential (14A)      **National Objective:** LMH

**Initial Funding Date:** 10/18/2018

**Description:**  
 Re-construction of home for income qualified homeowner.

**Financing**

	Fund Type	Grant Year	Grant	Funded Amount	Drawn In Program Year	Drawn Thru Program Year
CDBG	EN	2016	B16MC120011	\$6,884.51	\$6,411.51	\$6,884.51
		2017	B17MC120011	\$49,789.24	\$49,789.24	\$49,789.24
	PI			\$3,934.50	\$3,934.50	\$3,934.50
<b>Total</b>	<b>Total</b>			<b>\$60,608.25</b>	<b>\$60,135.25</b>	<b>\$60,608.25</b>

**Proposed Accomplishments**

Housing Units : 1

**Actual Accomplishments**

*Number assisted:*

	Owner		Renter		Total		Person	
	Total	Hispanic	Total	Hispanic	Total	Hispanic	Total	Hispanic
White:	0	0	0	0	0	0		0
Black/African American:	1	0	0	0	1	0	0	0
Asian:	0	0	0	0	0	0	0	0
American Indian/Alaskan Native:	0	0	0	0	0	0	0	0
Native Hawaiian/Other Pacific Islander:	0	0	0	0	0	0	0	0
American Indian/Alaskan Native & White:	0	0	0	0	0	0	0	0
Asian White:	0	0	0	0	0	0	0	0
Black/African American & White:	0	0	0	0	0	0	0	0
American Indian/Alaskan Native & Black/African American:	0	0	0	0	0	0	0	0
Other multi-racial:	0	0	0	0	0	0	0	0
Asian/Pacific Islander:	0	0	0	0	0	0	0	0
Hispanic:	0	0	0	0	0	0	0	0
<b>Total:</b>	<b>1</b>	<b>0</b>	<b>0</b>	<b>0</b>	<b>1</b>	<b>0</b>	<b>0</b>	<b>0</b>



U.S. Department of Housing and Urban Development  
Office of Community Planning and Development  
Integrated Disbursement and Information System  
CDBG Activity Summary Report (GPR) for Program Year 2018  
LAKELAND

Date: 20-Nov-2019

Time: 14:20

Page: 43

Female-headed Households: 0 0 0

*Income Category:*

	<b>Owner</b>	<b>Renter</b>	<b>Total</b>	<b>Person</b>
Extremely Low	0	0	0	0
Low Mod	1	0	1	0
Moderate	0	0	0	0
Non Low Moderate	0	0	0	0
Total	1	0	1	0
Percent Low/Mod	100.0%		100.0%	

**Annual Accomplishments**

<b>Years</b>	<b>Accomplishment Narrative</b>	<b># Benefiting</b>
2018	Re-construction of home on an income qualified homeowner.	



U.S. Department of Housing and Urban Development  
 Office of Community Planning and Development  
 Integrated Disbursement and Information System  
 CDBG Activity Summary Report (GPR) for Program Year 2018  
 LAKELAND

Date: 20-Nov-2019  
 Time: 14:20  
 Page: 44

**PGM Year:** 2017  
**Project:** 0001 - Owner Occupied Housing Rehabilitation  
**IDIS Activity:** 1554 - Single Unit Residential Rehabilitation

**Status:** Completed 8/12/2019 12:00:00 AM  
**Location:** Address Suppressed

**Objective:** Provide decent affordable housing  
**Outcome:** Sustainability  
**Matrix Code:** Rehab; Single-Unit Residential (14A)      **National Objective:** LMH

**Initial Funding Date:** 10/18/2018

**Description:**  
 Major rehab performed on income qualified owner occupied home.

**Financing**

	Fund Type	Grant Year	Grant	Funded Amount	Drawn In Program Year	Drawn Thru Program Year
CDBG	EN	2016	B16MC120011	\$4,986.89	\$0.00	\$4,986.89
		2017	B17MC120011	\$1,432.76	\$0.00	\$1,432.76
	PI			\$48,366.00	\$48,366.00	\$48,366.00
<b>Total</b>	<b>Total</b>			<b>\$54,785.65</b>	<b>\$48,366.00</b>	<b>\$54,785.65</b>

**Proposed Accomplishments**

Housing Units : 1

**Actual Accomplishments**

Number assisted:

	Owner		Renter		Total		Person	
	Total	Hispanic	Total	Hispanic	Total	Hispanic	Total	Hispanic
White:	0	0	0	0	0	0		0
Black/African American:	1	0	0	0	1	0	0	0
Asian:	0	0	0	0	0	0	0	0
American Indian/Alaskan Native:	0	0	0	0	0	0	0	0
Native Hawaiian/Other Pacific Islander:	0	0	0	0	0	0	0	0
American Indian/Alaskan Native & White:	0	0	0	0	0	0	0	0
Asian White:	0	0	0	0	0	0	0	0
Black/African American & White:	0	0	0	0	0	0	0	0
American Indian/Alaskan Native & Black/African American:	0	0	0	0	0	0	0	0
Other multi-racial:	0	0	0	0	0	0	0	0
Asian/Pacific Islander:	0	0	0	0	0	0	0	0
Hispanic:	0	0	0	0	0	0	0	0
<b>Total:</b>	<b>1</b>	<b>0</b>	<b>0</b>	<b>0</b>	<b>1</b>	<b>0</b>	<b>0</b>	<b>0</b>



U.S. Department of Housing and Urban Development  
Office of Community Planning and Development  
Integrated Disbursement and Information System  
CDBG Activity Summary Report (GPR) for Program Year 2018  
LAKELAND

Date: 20-Nov-2019

Time: 14:20

Page: 45

Female-headed Households: 0 0 0

*Income Category:*

	<b>Owner</b>	<b>Renter</b>	<b>Total</b>	<b>Person</b>
Extremely Low	0	0	0	0
Low Mod	1	0	1	0
Moderate	0	0	0	0
Non Low Moderate	0	0	0	0
Total	1	0	1	0
Percent Low/Mod	100.0%		100.0%	

**Annual Accomplishments**

<b>Years</b>	<b>Accomplishment Narrative</b>	<b># Benefiting</b>
2018	Major rehabilitation provided to low income owner occupied homeowner.	





U.S. Department of Housing and Urban Development  
 Office of Community Planning and Development  
 Integrated Disbursement and Information System  
 CDBG Activity Summary Report (GPR) for Program Year 2018  
 LAKELAND

Date: 20-Nov-2019  
 Time: 14:20  
 Page: 46

**PGM Year:** 2018  
**Project:** 0007 - General Program Administration  
**IDIS Activity:** 1556 - General Program Administration

**Status:** Completed 11/13/2019 12:00:00 AM  
**Location:** ,

**Objective:**  
**Outcome:**  
**Matrix Code:** General Program Administration (21A)      **National Objective:**

**Initial Funding Date:** 12/18/2018

**Description:**  
 General program administration

**Financing**

	Fund Type	Grant Year	Grant	Funded Amount	Drawn In Program Year	Drawn Thru Program Year
CDBG	EN	2017	B17MC120011	\$89,694.33	\$89,694.33	\$89,694.33
	PI			\$23,154.08	\$23,154.08	\$23,154.08
<b>Total</b>	<b>Total</b>			<b>\$112,848.41</b>	<b>\$112,848.41</b>	<b>\$112,848.41</b>

**Proposed Accomplishments**

**Actual Accomplishments**

*Number assisted:*

	<b>Owner</b>		<b>Renter</b>		<b>Total</b>		<b>Person</b>	
	Total	Hispanic	Total	Hispanic	Total	Hispanic	Total	Hispanic
White:					0	0		
Black/African American:					0	0		
Asian:					0	0		
American Indian/Alaskan Native:					0	0		
Native Hawaiian/Other Pacific Islander:					0	0		
American Indian/Alaskan Native & White:					0	0		
Asian White:					0	0		
Black/African American & White:					0	0		
American Indian/Alaskan Native & Black/African American:					0	0		
Other multi-racial:					0	0		
Asian/Pacific Islander:					0	0		
Hispanic:					0	0		
<b>Total:</b>	<b>0</b>	<b>0</b>	<b>0</b>	<b>0</b>	<b>0</b>	<b>0</b>	<b>0</b>	<b>0</b>
Female-headed Households:					0			



U.S. Department of Housing and Urban Development  
Office of Community Planning and Development  
Integrated Disbursement and Information System  
CDBG Activity Summary Report (GPR) for Program Year 2018  
LAKELAND

Date: 20-Nov-2019

Time: 14:20

Page: 47

*Income Category:*

	<b>Owner</b>	<b>Renter</b>	<b>Total</b>	<b>Person</b>
Extremely Low			0	
Low Mod			0	
Moderate			0	
Non Low Moderate			0	
Total	0	0	0	0
Percent Low/Mod				

**Annual Accomplishments**

No data returned for this view. This might be because the applied filter excludes all data.



U.S. Department of Housing and Urban Development  
 Office of Community Planning and Development  
 Integrated Disbursement and Information System  
 CDBG Activity Summary Report (GPR) for Program Year 2018  
 LAKELAND

Date: 20-Nov-2019  
 Time: 14:20  
 Page: 48

**PGM Year:** 2018  
**Project:** 0011 - Coleman Bush Building Fall Tutoring  
**IDIS Activity:** 1557 - After School Fall Tutoring at Coleman Bush

**Status:** Completed 11/13/2019 12:00:00 AM      **Objective:** Create suitable living environments  
**Location:** 1104 Martin L King Jr Ave FL Lakeland, FL 33805-4406      **Outcome:** Availability/accessibility  
**Matrix Code:** Youth Services (05D)      **National Objective:** LMC

**Initial Funding Date:** 12/19/2018

**Description:**

**Financing**

	Fund Type	Grant Year	Grant	Funded Amount	Drawn In Program Year	Drawn Thru Program Year
CDBG	EN	2017	B17MC120011	\$7,275.00	\$7,275.00	\$7,275.00
	PI			\$3,637.50	\$3,637.50	\$3,637.50
<b>Total</b>	<b>Total</b>			<b>\$10,912.50</b>	<b>\$10,912.50</b>	<b>\$10,912.50</b>

**Proposed Accomplishments**

People (General) : 60

**Actual Accomplishments**

Number assisted:

	Owner		Renter		Total		Person	
	Total	Hispanic	Total	Hispanic	Total	Hispanic	Total	Hispanic
White:	0	0	0	0	0	0	2	2
Black/African American:	0	0	0	0	0	0	26	0
Asian:	0	0	0	0	0	0	0	0
American Indian/Alaskan Native:	0	0	0	0	0	0	0	0
Native Hawaiian/Other Pacific Islander:	0	0	0	0	0	0	0	0
American Indian/Alaskan Native & White:	0	0	0	0	0	0	0	0
Asian White:	0	0	0	0	0	0	0	0
Black/African American & White:	0	0	0	0	0	0	1	0
American Indian/Alaskan Native & Black/African American:	0	0	0	0	0	0	0	0
Other multi-racial:	0	0	0	0	0	0	2	0
Asian/Pacific Islander:	0	0	0	0	0	0	0	0
Hispanic:	0	0	0	0	0	0	0	0
<b>Total:</b>	<b>0</b>	<b>0</b>	<b>0</b>	<b>0</b>	<b>0</b>	<b>0</b>	<b>31</b>	<b>2</b>
Female-headed Households:	0		0		0			



U.S. Department of Housing and Urban Development  
Office of Community Planning and Development  
Integrated Disbursement and Information System  
CDBG Activity Summary Report (GPR) for Program Year 2018  
LAKELAND

Date: 20-Nov-2019

Time: 14:20

Page: 49

*Income Category:*

	<b>Owner</b>	<b>Renter</b>	<b>Total</b>	<b>Person</b>
Extremely Low	0	0	0	22
Low Mod	0	0	0	9
Moderate	0	0	0	0
Non Low Moderate	0	0	0	0
Total	0	0	0	31
Percent Low/Mod				100.0%

**Annual Accomplishments**

<b>Years</b>	<b>Accomplishment Narrative</b>	<b># Benefitting</b>
2018	Tutoring is offered Tuesday, Wednesday and Thursday from 4 to 5:30 pm. Youth kindergarten through sixth grades may participate. The tutors assist the students with homework and school projects. The tutoring class also helps the youth with practice and improve their reading, writing, language arts and math skills throughout the year.	



U.S. Department of Housing and Urban Development  
 Office of Community Planning and Development  
 Integrated Disbursement and Information System  
 CDBG Activity Summary Report (GPR) for Program Year 2018  
 LAKELAND

Date: 20-Nov-2019  
 Time: 14:20  
 Page: 50

**PGM Year:** 2018  
**Project:** 0009 - Simpson Park Summer Recreation Program  
**IDIS Activity:** 1558 - Simpson Park Summer Recreation Program

**Status:** Completed 11/13/2019 12:00:00 AM  
**Location:** 1725 Martin L King Jr Ave Lakeland, FL 33805-3103

**Objective:** Create suitable living environments  
**Outcome:** Availability/accessibility  
**Matrix Code:** Youth Services (05D)

**National Objective:** LMC

**Initial Funding Date:** 10/31/2019

**Description:**

Structured summer recreation program provided by the City of Lakeland's Parks and Recreation Department will provide activities for youth at community center located in low census tract area

**Financing**

	Fund Type	Grant Year	Grant	Funded Amount	Drawn In Program Year	Drawn Thru Program Year
CDBG	EN	2017	B17MC120011	\$23,550.00	\$23,550.00	\$23,550.00
<b>Total</b>	<b>Total</b>			<b>\$23,550.00</b>	<b>\$23,550.00</b>	<b>\$23,550.00</b>

**Proposed Accomplishments**

People (General) : 100

**Actual Accomplishments**

Number assisted:

	Owner		Renter		Total		Person	
	Total	Hispanic	Total	Hispanic	Total	Hispanic	Total	Hispanic
White:	0	0	0	0	0	0	1	1
Black/African American:	0	0	0	0	0	0	70	0
Asian:	0	0	0	0	0	0	0	0
American Indian/Alaskan Native:	0	0	0	0	0	0	0	0
Native Hawaiian/Other Pacific Islander:	0	0	0	0	0	0	0	0
American Indian/Alaskan Native & White:	0	0	0	0	0	0	0	0
Asian White:	0	0	0	0	0	0	0	0
Black/African American & White:	0	0	0	0	0	0	4	3
American Indian/Alaskan Native & Black/African American:	0	0	0	0	0	0	0	0
Other multi-racial:	0	0	0	0	0	0	0	0
Asian/Pacific Islander:	0	0	0	0	0	0	0	0
Hispanic:	0	0	0	0	0	0	0	0
<b>Total:</b>	<b>0</b>	<b>0</b>	<b>0</b>	<b>0</b>	<b>0</b>	<b>0</b>	<b>75</b>	<b>4</b>
Female-headed Households:	0		0		0			



U.S. Department of Housing and Urban Development  
Office of Community Planning and Development  
Integrated Disbursement and Information System  
CDBG Activity Summary Report (GPR) for Program Year 2018  
LAKELAND

Date: 20-Nov-2019

Time: 14:20

Page: 51

*Income Category:*

	<b>Owner</b>	<b>Renter</b>	<b>Total</b>	<b>Person</b>
Extremely Low	0	0	0	10
Low Mod	0	0	0	65
Moderate	0	0	0	0
Non Low Moderate	0	0	0	0
Total	0	0	0	75
Percent Low/Mod				100.0%

**Annual Accomplishments**

<b>Years</b>	<b>Accomplishment Narrative</b>	<b># Benefiting</b>
2018	The summer camp program is held Monday-Friday 7:30 am to 5:30 pm for seven weeks. The age served are kindergarten thru sixth grade; youth can do arts, crafts, indoor sports and take field trips to movie theatre and theme parks. The students are also able to qualify to take swimming lessons.	



U.S. Department of Housing and Urban Development  
 Office of Community Planning and Development  
 Integrated Disbursement and Information System  
 CDBG Activity Summary Report (GPR) for Program Year 2018  
 LAKELAND

Date: 20-Nov-2019  
 Time: 14:20  
 Page: 52

**PGM Year:** 2018  
**Project:** 0006 - Code Enforcement  
**IDIS Activity:** 1559 - Code Enforcement

**Status:** Completed 11/13/2019 12:00:00 AM  
**Location:** 1104 Martin L King Jr Ave Lakeland, FL 33805-4406

**Objective:** Create suitable living environments  
**Outcome:** Sustainability  
**Matrix Code:** Code Enforcement (15)

**National Objective:** LMA

**Initial Funding Date:** 12/18/2018

**Description:**  
 Code Enforcement as its relates to demolition, housing and environmental code violations, fire inspections, overgrowth, care of premises and abandoned vehicles.

**Financing**

	Fund Type	Grant Year	Grant	Funded Amount	Drawn In Program Year	Drawn Thru Program Year
CDBG	EN	2017	B17MC120011	\$41,054.10	\$41,054.10	\$41,054.10
	PI			\$18,315.76	\$18,315.76	\$18,315.76
<b>Total</b>	<b>Total</b>			<b>\$59,369.86</b>	<b>\$59,369.86</b>	<b>\$59,369.86</b>

**Proposed Accomplishments**  
 Housing Units : 2,928  
 Total Population in Service Area: 10,725  
 Census Tract Percent Low / Mod: 60.42

**Annual Accomplishments**

Years	Accomplishment Narrative	# Benefitting
2018	A total of 3001 code violations were addressed/cited in low to moderate income areas by three code enforcement officers (only one paid with CDBG funds).	



U.S. Department of Housing and Urban Development  
 Office of Community Planning and Development  
 Integrated Disbursement and Information System  
 CDBG Activity Summary Report (GPR) for Program Year 2018  
 LAKELAND

Date: 20-Nov-2019  
 Time: 14:20  
 Page: 53

**PGM Year:** 2018  
**Project:** 0005 - Housing Rehabilitation Staff-Activity Delivery  
**IDIS Activity:** 1560 - Housing Rehabilitation Staff-Activity Delivery

**Status:** Open  
**Location:** 1104 Martin L King Jr Ave Lakeland, FL 33805-4406

**Objective:** Provide decent affordable housing  
**Outcome:** Sustainability  
**Matrix Code:** Rehabilitation Administration (14H)      **National Objective:** LMH

**Initial Funding Date:** 12/18/2018

**Description:**

Funds are budgeted to administer the owner-occupied rehabilitation program. This includes activity delivery for CDBG and other low income rehabilitation activities.

**Financing**

	Fund Type	Grant Year	Grant	Funded Amount	Drawn In Program Year	Drawn Thru Program Year
CDBG	EN	2017	B17MC120011	\$118,339.42	\$118,210.65	\$118,210.65
	PI			\$80,789.38	\$80,789.38	\$80,789.38
<b>Total</b>	<b>Total</b>			<b>\$199,128.80</b>	<b>\$199,000.03</b>	<b>\$199,000.03</b>

**Proposed Accomplishments**

Housing Units : 18

**Actual Accomplishments**

Number assisted:

	Owner		Renter		Total		Person	
	Total	Hispanic	Total	Hispanic	Total	Hispanic	Total	Hispanic
White:	0	0	0	0	0	0		0
Black/African American:	0	0	0	0	0	0	0	0
Asian:	0	0	0	0	0	0	0	0
American Indian/Alaskan Native:	0	0	0	0	0	0	0	0
Native Hawaiian/Other Pacific Islander:	0	0	0	0	0	0	0	0
American Indian/Alaskan Native & White:	0	0	0	0	0	0	0	0
Asian White:	0	0	0	0	0	0	0	0
Black/African American & White:	0	0	0	0	0	0	0	0
American Indian/Alaskan Native & Black/African American:	0	0	0	0	0	0	0	0
Other multi-racial:	0	0	0	0	0	0	0	0
Asian/Pacific Islander:	0	0	0	0	0	0	0	0
Hispanic:	0	0	0	0	0	0	0	0
<b>Total:</b>	<b>0</b>	<b>0</b>	<b>0</b>	<b>0</b>	<b>0</b>	<b>0</b>	<b>0</b>	<b>0</b>





U.S. Department of Housing and Urban Development  
Office of Community Planning and Development  
Integrated Disbursement and Information System  
CDBG Activity Summary Report (GPR) for Program Year 2018  
LAKELAND

Date: 20-Nov-2019

Time: 14:20

Page: 54

Female-headed Households: 0 0 0

*Income Category:*

	<b>Owner</b>	<b>Renter</b>	<b>Total</b>	<b>Person</b>
Extremely Low	0	0	0	0
Low Mod	0	0	0	0
Moderate	0	0	0	0
Non Low Moderate	0	0	0	0
Total	0	0	0	0

Percent Low/Mod

**Annual Accomplishments**

<b>Years</b>	<b>Accomplishment Narrative</b>	<b># Benefitting</b>
2018	Funds provided for wages and benefits for housing rehabilitation staff with the affordable housing programs. Accomplishments are reported under the individual activities carrying out the rehabilitation.	



U.S. Department of Housing and Urban Development  
 Office of Community Planning and Development  
 Integrated Disbursement and Information System  
 CDBG Activity Summary Report (GPR) for Program Year 2018  
 LAKELAND

Date: 20-Nov-2019  
 Time: 14:20  
 Page: 55

**PGM Year:** 2018  
**Project:** 0010 - Coleman Bush Building Summer Tutoring  
**IDIS Activity:** 1561 - Coleman Bush Building Summer Tutoring

**Status:** Completed 11/13/2019 12:00:00 AM  
**Location:** 1104 Martin L King Jr Ave Lakeland, FL 33805-4406

**Objective:** Create suitable living environments  
**Outcome:** Availability/accessibility  
**Matrix Code:** Youth Services (05D)

**National Objective:** LMC

**Initial Funding Date:** 07/01/2019

**Description:**  
 Summer tutoring for low income youth at the Coleman Bush Building.

**Financing**

	Fund Type	Grant Year	Grant	Funded Amount	Drawn In Program Year	Drawn Thru Program Year
CDBG	EN	2017	B17MC120011	\$3,200.00	\$3,200.00	\$3,200.00
<b>Total</b>	<b>Total</b>			<b>\$3,200.00</b>	<b>\$3,200.00</b>	<b>\$3,200.00</b>

**Proposed Accomplishments**

People (General) : 50

**Actual Accomplishments**

*Number assisted:*

	<b>Owner</b>		<b>Renter</b>		<b>Total</b>		<b>Person</b>	
	Total	Hispanic	Total	Hispanic	Total	Hispanic	Total	Hispanic
White:	0	0	0	0	0	0		0
Black/African American:	0	0	0	0	0	0	8	0
Asian:	0	0	0	0	0	0	0	0
American Indian/Alaskan Native:	0	0	0	0	0	0	0	0
Native Hawaiian/Other Pacific Islander:	0	0	0	0	0	0	0	0
American Indian/Alaskan Native & White:	0	0	0	0	0	0	0	0
Asian White:	0	0	0	0	0	0	0	0
Black/African American & White:	0	0	0	0	0	0	0	0
American Indian/Alaskan Native & Black/African American:	0	0	0	0	0	0	0	0
Other multi-racial:	0	0	0	0	0	0	0	0
Asian/Pacific Islander:	0	0	0	0	0	0	0	0
Hispanic:	0	0	0	0	0	0	0	0
<b>Total:</b>	<b>0</b>	<b>0</b>	<b>0</b>	<b>0</b>	<b>0</b>	<b>0</b>	<b>8</b>	<b>0</b>
Female-headed Households:	0		0		0			



U.S. Department of Housing and Urban Development  
Office of Community Planning and Development  
Integrated Disbursement and Information System  
CDBG Activity Summary Report (GPR) for Program Year 2018  
LAKELAND

Date: 20-Nov-2019

Time: 14:20

Page: 56

*Income Category:*

	<b>Owner</b>	<b>Renter</b>	<b>Total</b>	<b>Person</b>
Extremely Low	0	0	0	6
Low Mod	0	0	0	2
Moderate	0	0	0	0
Non Low Moderate	0	0	0	0
Total	0	0	0	8
Percent Low/Mod				100.0%

**Annual Accomplishments**

<b>Years</b>	<b>Accomplishment Narrative</b>	<b># Benefitting</b>
2018	Summer tutoring is held at the Coleman Bush building to offer enrichment or to get help with studies they may have problems with during the school year. The classes are held Monday thru Thursday; two sessions 8:30 -10 am and 10:30 - 12 noon. The tutors identify each student's weaknesses through the school and collects assessment data to help them teach the child in their areas of need. The tutors also survey each student to see what the student feels they need assistance. Mostly they help with math, reading and spelling.	



U.S. Department of Housing and Urban Development  
 Office of Community Planning and Development  
 Integrated Disbursement and Information System  
 CDBG Activity Summary Report (GPR) for Program Year 2018  
 LAKELAND

Date: 20-Nov-2019  
 Time: 14:20  
 Page: 57

**PGM Year:** 2018  
**Project:** 0012 - Coleman Bush After School Youth Programs  
**IDIS Activity:** 1562 - Coleman Bush After School Youth Programs

**Status:** Completed 11/13/2019 12:00:00 AM      **Objective:** Create suitable living environments  
**Location:** 1104 Martin L King Jr Ave Lakeland, FL 33805-4406      **Outcome:** Availability/accessibility  
**Matrix Code:** Youth Services (05D)      **National Objective:** LMC

**Initial Funding Date:** 12/19/2018

**Description:**  
 Youth after school programs (such as dance & keyboard) offered to low income at the Coleman Bush Building.

**Financing**

	Fund Type	Grant Year	Grant	Funded Amount	Drawn In Program Year	Drawn Thru Program Year
CDBG	EN	2017	B17MC120011	\$1,325.00	\$1,325.00	\$1,325.00
	PI			\$450.00	\$450.00	\$450.00
<b>Total</b>	<b>Total</b>			<b>\$1,775.00</b>	<b>\$1,775.00</b>	<b>\$1,775.00</b>

**Proposed Accomplishments**

People (General) : 11

**Actual Accomplishments**

Number assisted:

	Owner		Renter		Total		Person	
	Total	Hispanic	Total	Hispanic	Total	Hispanic	Total	Hispanic
White:	0	0	0	0	0	0		0
Black/African American:	0	0	0	0	0	0	9	0
Asian:	0	0	0	0	0	0	0	0
American Indian/Alaskan Native:	0	0	0	0	0	0	0	0
Native Hawaiian/Other Pacific Islander:	0	0	0	0	0	0	0	0
American Indian/Alaskan Native & White:	0	0	0	0	0	0	0	0
Asian White:	0	0	0	0	0	0	0	0
Black/African American & White:	0	0	0	0	0	0	0	0
American Indian/Alaskan Native & Black/African American:	0	0	0	0	0	0	0	0
Other multi-racial:	0	0	0	0	0	0	0	0
Asian/Pacific Islander:	0	0	0	0	0	0	0	0
Hispanic:	0	0	0	0	0	0	0	0
<b>Total:</b>	<b>0</b>	<b>0</b>	<b>0</b>	<b>0</b>	<b>0</b>	<b>0</b>	<b>9</b>	<b>0</b>
Female-headed Households:	0		0		0			



U.S. Department of Housing and Urban Development  
Office of Community Planning and Development  
Integrated Disbursement and Information System  
CDBG Activity Summary Report (GPR) for Program Year 2018  
LAKELAND

Date: 20-Nov-2019

Time: 14:20

Page: 58

*Income Category:*

	<b>Owner</b>	<b>Renter</b>	<b>Total</b>	<b>Person</b>
Extremely Low	0	0	0	7
Low Mod	0	0	0	2
Moderate	0	0	0	0
Non Low Moderate	0	0	0	0
Total	0	0	0	9
Percent Low/Mod				100.0%

**Annual Accomplishments**

<b>Years</b>	<b>Accomplishment Narrative</b>	<b># Benefitting</b>
2018	After school programs (keyboard/piano and dance classes)are held at the local community center, Coleman Bush. Students may participate who are six and older. There are two recitals held per year during the Christmas holiday and after school event. Students engage in hands on activities such as piano, learn techniques and play classical, popular and religious songs.	



U.S. Department of Housing and Urban Development  
 Office of Community Planning and Development  
 Integrated Disbursement and Information System  
 CDBG Activity Summary Report (GPR) for Program Year 2018  
 LAKELAND

Date: 20-Nov-2019  
 Time: 14:20  
 Page: 59

**PGM Year:** 2018  
**Project:** 0013 - Simpson Park Art Classes  
**IDIS Activity:** 1563 - Simpson Park Art Classes

**Status:** Completed 11/13/2019 12:00:00 AM  
**Location:** 1725 Martin L King Jr Ave Lakeland, FL 33805-3103

**Objective:** Create suitable living environments  
**Outcome:** Availability/accessibility  
**Matrix Code:** Youth Services (05D)

**National Objective:** LMC

**Initial Funding Date:** 12/19/2018

**Description:**

Art Classes offered after school for low income youth at Simpson Park Community Center.

**Financing**

	Fund Type	Grant Year	Grant	Funded Amount	Drawn In Program Year	Drawn Thru Program Year
CDBG	EN	2017	B17MC120011	\$2,139.24	\$2,139.24	\$2,139.24
	PI			\$600.00	\$600.00	\$600.00
<b>Total</b>	<b>Total</b>			<b>\$2,739.24</b>	<b>\$2,739.24</b>	<b>\$2,739.24</b>

**Proposed Accomplishments**

People (General) : 250

**Actual Accomplishments**

Number assisted:

	Owner		Renter		Total		Person	
	Total	Hispanic	Total	Hispanic	Total	Hispanic	Total	Hispanic
White:	0	0	0	0	0	0		0
Black/African American:	0	0	0	0	0	0	24	0
Asian:	0	0	0	0	0	0	0	0
American Indian/Alaskan Native:	0	0	0	0	0	0	0	0
Native Hawaiian/Other Pacific Islander:	0	0	0	0	0	0	0	0
American Indian/Alaskan Native & White:	0	0	0	0	0	0	0	0
Asian White:	0	0	0	0	0	0	0	0
Black/African American & White:	0	0	0	0	0	0	0	0
American Indian/Alaskan Native & Black/African American:	0	0	0	0	0	0	0	0
Other multi-racial:	0	0	0	0	0	0	1	1
Asian/Pacific Islander:	0	0	0	0	0	0	0	0
Hispanic:	0	0	0	0	0	0	0	0
<b>Total:</b>	<b>0</b>	<b>0</b>	<b>0</b>	<b>0</b>	<b>0</b>	<b>0</b>	<b>25</b>	<b>1</b>
Female-headed Households:	0		0		0			



U.S. Department of Housing and Urban Development  
Office of Community Planning and Development  
Integrated Disbursement and Information System  
CDBG Activity Summary Report (GPR) for Program Year 2018  
LAKELAND

Date: 20-Nov-2019

Time: 14:20


Page: 60

*Income Category:*

	<b>Owner</b>	<b>Renter</b>	<b>Total</b>	<b>Person</b>
Extremely Low	0	0	0	7
Low Mod	0	0	0	18
Moderate	0	0	0	0
Non Low Moderate	0	0	0	0
Total	0	0	0	25
Percent Low/Mod				100.0%

**Annual Accomplishments**

<b>Years</b>	<b>Accomplishment Narrative</b>	<b># Benefitting</b>
2018	The goal for the art program is to allow the kids to express themselves. Brenda showed me all the small projects that the kids completed earlier that week. The students are to allowed to express themselves through Art such as painting t-shirts and other forms of art techniques.	



U.S. Department of Housing and Urban Development  
 Office of Community Planning and Development  
 Integrated Disbursement and Information System  
 CDBG Activity Summary Report (GPR) for Program Year 2018  
 LAKELAND

Date: 20-Nov-2019  
 Time: 14:20  
 Page: 61

**PGM Year:** 2018  
**Project:** 0014 - Simpson Park Dance Lesson  
**IDIS Activity:** 1564 - Simpson Park Dance Lesson

**Status:** Completed 11/13/2019 12:00:00 AM  
**Location:** 1725 Martin L King Jr Ave Lakeland, FL 33805-3103

**Objective:** Create suitable living environments  
**Outcome:** Availability/accessibility  
**Matrix Code:** Youth Services (05D) **National Objective:** LMC

**Initial Funding Date:** 12/19/2018

**Description:**  
 Dance Classes offered to low income youth at Simpson Park Community Center.

**Financing**

	Fund Type	Grant Year	Grant	Funded Amount	Drawn In Program Year	Drawn Thru Program Year
CDBG	EN	2017	B17MC120011	\$1,015.00	\$1,015.00	\$1,015.00
	PI			\$420.00	\$420.00	\$420.00
<b>Total</b>	<b>Total</b>			<b>\$1,435.00</b>	<b>\$1,435.00</b>	<b>\$1,435.00</b>

**Proposed Accomplishments**

People (General) : 250

**Actual Accomplishments**

Number assisted:

	Owner		Renter		Total		Person	
	Total	Hispanic	Total	Hispanic	Total	Hispanic	Total	Hispanic
White:	0	0	0	0	0	0		0
Black/African American:	0	0	0	0	0	0	24	0
Asian:	0	0	0	0	0	0	0	0
American Indian/Alaskan Native:	0	0	0	0	0	0	0	0
Native Hawaiian/Other Pacific Islander:	0	0	0	0	0	0	0	0
American Indian/Alaskan Native & White:	0	0	0	0	0	0	0	0
Asian White:	0	0	0	0	0	0	0	0
Black/African American & White:	0	0	0	0	0	0	0	0
American Indian/Alaskan Native & Black/African American:	0	0	0	0	0	0	0	0
Other multi-racial:	0	0	0	0	0	0	1	0
Asian/Pacific Islander:	0	0	0	0	0	0	0	0
Hispanic:	0	0	0	0	0	0	0	0
<b>Total:</b>	<b>0</b>	<b>0</b>	<b>0</b>	<b>0</b>	<b>0</b>	<b>0</b>	<b>25</b>	<b>0</b>
Female-headed Households:	0		0		0			





U.S. Department of Housing and Urban Development  
Office of Community Planning and Development  
Integrated Disbursement and Information System  
CDBG Activity Summary Report (GPR) for Program Year 2018  
LAKELAND

Date: 20-Nov-2019

Time: 14:20

Page: 62

*Income Category:*

	<b>Owner</b>	<b>Renter</b>	<b>Total</b>	<b>Person</b>
Extremely Low	0	0	0	7
Low Mod	0	0	0	18
Moderate	0	0	0	0
Non Low Moderate	0	0	0	0
Total	0	0	0	25
Percent Low/Mod				100.0%

**Annual Accomplishments**

<b>Years</b>	<b>Accomplishment Narrative</b>	<b># Benefitting</b>
2018	The Cultural Dance Classes are held at the Simpson Park Community Center and administer by Crystal's World of Dance. This is collaboration between the City Parks and Crystal's World of Dance. The grant provides income qualified youth with 25 scholarships to attend a variety of classes. Youth engage in a variety of classes such as Ballet, Tap, Jazz, and African Dance.	



U.S. Department of Housing and Urban Development  
 Office of Community Planning and Development  
 Integrated Disbursement and Information System  
 CDBG Activity Summary Report (GPR) for Program Year 2018  
 LAKELAND

Date: 20-Nov-2019  
 Time: 14:20  
 Page: 63

**PGM Year:** 2018  
**Project:** 0015 - Simpson Park Summer Swimming Lessons  
**IDIS Activity:** 1565 - Simpson Park Summer Swimming Lessons

**Status:** Completed 11/13/2019 12:00:00 AM  
**Location:** 1725 Martin L King Jr Ave Lakeland, FL 33805-3103  
**Objective:** Create suitable living environments  
**Outcome:** Availability/accessibility  
**Matrix Code:** Youth Services (05D) **National Objective:** LMC

**Initial Funding Date:** 10/31/2019

**Description:**  
 Swimming lessons offered to low income youth at the Simpson Park Community Center.

**Financing**

	Fund Type	Grant Year	Grant	Funded Amount	Drawn In Program Year	Drawn Thru Program Year
CDBG	EN	2018	B18MC120011	\$4,000.00	\$4,000.00	\$4,000.00
<b>Total</b>	<b>Total</b>			<b>\$4,000.00</b>	<b>\$4,000.00</b>	<b>\$4,000.00</b>

**Proposed Accomplishments**

People (General) : 105

**Actual Accomplishments**

Number assisted:

	Owner		Renter		Total		Person	
	Total	Hispanic	Total	Hispanic	Total	Hispanic	Total	Hispanic
White:	0	0	0	0	0	0	20	20
Black/African American:	0	0	0	0	0	0	71	12
Asian:	0	0	0	0	0	0	0	0
American Indian/Alaskan Native:	0	0	0	0	0	0	0	0
Native Hawaiian/Other Pacific Islander:	0	0	0	0	0	0	6	0
American Indian/Alaskan Native & White:	0	0	0	0	0	0	0	0
Asian White:	0	0	0	0	0	0	0	0
Black/African American & White:	0	0	0	0	0	0	2	0
American Indian/Alaskan Native & Black/African American:	0	0	0	0	0	0	0	0
Other multi-racial:	0	0	0	0	0	0	1	1
Asian/Pacific Islander:	0	0	0	0	0	0	0	0
Hispanic:	0	0	0	0	0	0	0	0
<b>Total:</b>	<b>0</b>	<b>0</b>	<b>0</b>	<b>0</b>	<b>0</b>	<b>0</b>	<b>100</b>	<b>33</b>
Female-headed Households:	0		0		0			



U.S. Department of Housing and Urban Development  
Office of Community Planning and Development  
Integrated Disbursement and Information System  
CDBG Activity Summary Report (GPR) for Program Year 2018  
LAKELAND

Date: 20-Nov-2019

Time: 14:20

Page: 64

*Income Category:*

	<b>Owner</b>	<b>Renter</b>	<b>Total</b>	<b>Person</b>
Extremely Low	0	0	0	88
Low Mod	0	0	0	12
Moderate	0	0	0	0
Non Low Moderate	0	0	0	0
Total	0	0	0	100
Percent Low/Mod				100.0%

**Annual Accomplishments**

<b>Years</b>	<b>Accomplishment Narrative</b>	<b># Benefitting</b>
2018	Swimming lessons are held at Simpson Park for students in elementary school. There are ten day sessions for 45 minutes each. The life guards follow by American Red Cross swimming course, the course is called Learn-to-Swim. Most of the youth start off in Preschool skill level which is 1, 2, and 3. These are the basic fundamentals of swimming for all of the kids that are just learning or the younger children. This includes paddling, kicking and holding their breath under water. The kids will spend at most of the summer swimming program at the preschool level and will advance to Learned to Swim if the instructors are comfortable with them doing so. Learned to Swim skill level is 4, 5 and 6.	



U.S. Department of Housing and Urban Development  
 Office of Community Planning and Development  
 Integrated Disbursement and Information System  
 CDBG Activity Summary Report (GPR) for Program Year 2018  
 LAKELAND

Date: 20-Nov-2019  
 Time: 14:20  
 Page: 65

**PGM Year:** 2018  
**Project:** 0016 - Boys and Girls Club Summer and After School Programs  
**IDIS Activity:** 1566 - Boys and Girls Club Summer and After School Programs

**Status:** Completed 11/13/2019 12:00:00 AM      **Objective:** Create suitable living environments  
**Location:** 1505 Martin L King Jr Ave Lakeland, FL 33805-3627      **Outcome:** Availability/accessibility  
**Matrix Code:** Youth Services (05D)      **National Objective:** LMC

**Initial Funding Date:** 10/31/2019

**Description:**  
 Summer camp and after school programs provides a safe environment for low income at-risk youth.

**Financing**

	Fund Type	Grant Year	Grant	Funded Amount	Drawn In Program Year	Drawn Thru Program Year
CDBG	EN	2017	B17MC120011	\$4,291.23	\$4,291.23	\$4,291.23
		2018	B18MC120011	\$5,708.77	\$5,708.77	\$5,708.77
<b>Total</b>	<b>Total</b>			<b>\$10,000.00</b>	<b>\$10,000.00</b>	<b>\$10,000.00</b>

**Proposed Accomplishments**

People (General) : 80

**Actual Accomplishments**

Number assisted:

	Owner		Renter		Total		Person	
	Total	Hispanic	Total	Hispanic	Total	Hispanic	Total	Hispanic
White:	0	0	0	0	0	0	4	0
Black/African American:	0	0	0	0	0	0	49	0
Asian:	0	0	0	0	0	0	0	0
American Indian/Alaskan Native:	0	0	0	0	0	0	0	0
Native Hawaiian/Other Pacific Islander:	0	0	0	0	0	0	0	0
American Indian/Alaskan Native & White:	0	0	0	0	0	0	0	0
Asian White:	0	0	0	0	0	0	0	0
Black/African American & White:	0	0	0	0	0	0	0	0
American Indian/Alaskan Native & Black/African American:	0	0	0	0	0	0	0	0
Other multi-racial:	0	0	0	0	0	0	2	1
Asian/Pacific Islander:	0	0	0	0	0	0	0	0
Hispanic:	0	0	0	0	0	0	0	0
<b>Total:</b>	<b>0</b>	<b>0</b>	<b>0</b>	<b>0</b>	<b>0</b>	<b>0</b>	<b>55</b>	<b>1</b>
Female-headed Households:	0		0		0			



U.S. Department of Housing and Urban Development  
Office of Community Planning and Development  
Integrated Disbursement and Information System  
CDBG Activity Summary Report (GPR) for Program Year 2018  
LAKELAND

Date: 20-Nov-2019

Time: 14:20

Page: 66

*Income Category:*

	<b>Owner</b>	<b>Renter</b>	<b>Total</b>	<b>Person</b>
Extremely Low	0	0	0	19
Low Mod	0	0	0	36
Moderate	0	0	0	0
Non Low Moderate	0	0	0	0
Total	0	0	0	55
Percent Low/Mod				100.0%

**Annual Accomplishments**

<b>Years</b>	<b>Accomplishment Narrative</b>	<b># Benefitting</b>
2018	The Boys & Girls Club provides a positive atmosphere for low-income and disadvantaged youth through summer programs and association with various supportive programs. The program runs for eight weeks from 7:30 am to 5:00 pm. The program has a maximum capacity of 120 kids and on the day of monitoring there were about 100. The 120-participant limit is placed on the program to maintain the quality delivered to the kids. There are five paid staff, two paid tutors, two paid certified teachers and two paid food professionals. They all work 8 hour days. The children are served breakfast and lunch, with the food for these being provided by a USDA food program; but the snacks are provided by the Club.	



U.S. Department of Housing and Urban Development  
 Office of Community Planning and Development  
 Integrated Disbursement and Information System  
 CDBG Activity Summary Report (GPR) for Program Year 2018  
 LAKELAND

Date: 20-Nov-2019  
 Time: 14:20  
 Page: 67

**PGM Year:** 2018  
**Project:** 0017 - Lakeland Volunteers in Medicine  
**IDIS Activity:** 1567 - Lakeland Volunteers in Medicine

**Status:** Completed 9/17/2019 12:00:00 AM  
**Location:** 1021 Lakeland Hills Blvd Lakeland, FL 33805-4672  
**Objective:** Create suitable living environments  
**Outcome:** Availability/accessibility  
**Matrix Code:** Health Services (05M) **National Objective:** LMC

**Initial Funding Date:** 03/11/2019

**Description:**

Volunteer basis non-profit health provider offers medical care for the working un-insured individuals.

**Financing**

	Fund Type	Grant Year	Grant	Funded Amount	Drawn In Program Year	Drawn Thru Program Year
CDBG	EN	2017	B17MC120011	\$15,000.00	\$15,000.00	\$15,000.00
	PI			\$7,500.00	\$7,500.00	\$7,500.00
<b>Total</b>	<b>Total</b>			<b>\$22,500.00</b>	<b>\$22,500.00</b>	<b>\$22,500.00</b>

**Proposed Accomplishments**

People (General) : 1,000

**Actual Accomplishments**

Number assisted:

	Owner		Renter		Total		Person	
	Total	Hispanic	Total	Hispanic	Total	Hispanic	Total	Hispanic
White:	0	0	0	0	0	0	334	71
Black/African American:	0	0	0	0	0	0	136	6
Asian:	0	0	0	0	0	0	4	1
American Indian/Alaskan Native:	0	0	0	0	0	0	0	0
Native Hawaiian/Other Pacific Islander:	0	0	0	0	0	0	0	0
American Indian/Alaskan Native & White:	0	0	0	0	0	0	0	0
Asian White:	0	0	0	0	0	0	0	0
Black/African American & White:	0	0	0	0	0	0	0	0
American Indian/Alaskan Native & Black/African American:	0	0	0	0	0	0	0	0
Other multi-racial:	0	0	0	0	0	0	0	0
Asian/Pacific Islander:	0	0	0	0	0	0	0	0
Hispanic:	0	0	0	0	0	0	0	0
<b>Total:</b>	<b>0</b>	<b>0</b>	<b>0</b>	<b>0</b>	<b>0</b>	<b>0</b>	<b>474</b>	<b>78</b>

Female-headed Households: 0



U.S. Department of Housing and Urban Development  
Office of Community Planning and Development  
Integrated Disbursement and Information System  
CDBG Activity Summary Report (GPR) for Program Year 2018  
LAKELAND

Date: 20-Nov-2019

Time: 14:20

Page: 68

*Income Category:*

	<b>Owner</b>	<b>Renter</b>	<b>Total</b>	<b>Person</b>
Extremely Low	0	0	0	152
Low Mod	0	0	0	184
Moderate	0	0	0	138
Non Low Moderate	0	0	0	0
Total	0	0	0	474
Percent Low/Mod				100.0%

**Annual Accomplishments**

<b>Years</b>	<b>Accomplishment Narrative</b>	<b># Benefitting</b>
2018	Medical health services provided to low -moderate income persons. The program provides free, high-quality outpatient medical, dental and mental health care with volunteers from the medical professionals.	



U.S. Department of Housing and Urban Development  
 Office of Community Planning and Development  
 Integrated Disbursement and Information System  
 CDBG Activity Summary Report (GPR) for Program Year 2018  
 LAKELAND

Date: 20-Nov-2019  
 Time: 14:20  
 Page: 69

**PGM Year:** 2018  
**Project:** 0018 - Sunrise Community of Polk County  
**IDIS Activity:** 1568 - Sunrise Community of Polk County

**Status:** Open  
**Location:** 940 Alicia Rd Lakeland, FL 33801-2104

**Objective:** Create suitable living environments  
**Outcome:** Sustainability  
**Matrix Code:** Services for Persons with Disabilities (05B)      **National Objective:** LMC

**Initial Funding Date:** 09/10/2019

**Description:**  
 Improvement and revitalize home for aging adults with disabilities and cerebral palsy.

**Financing**

	Fund Type	Grant Year	Grant	Funded Amount	Drawn In Program Year	Drawn Thru Program Year
CDBG	EN	2017	B17MC120011	\$3,400.00	\$0.00	\$0.00
<b>Total</b>	<b>Total</b>			<b>\$3,400.00</b>	<b>\$0.00</b>	<b>\$0.00</b>

**Proposed Accomplishments**

People (General) : 8

**Actual Accomplishments**

*Number assisted:*

	<b>Owner</b>		<b>Renter</b>		<b>Total</b>		<b>Person</b>	
	Total	Hispanic	Total	Hispanic	Total	Hispanic	Total	Hispanic
White:	0	0	0	0	0	0		0
Black/African American:	0	0	0	0	0	0	0	0
Asian:	0	0	0	0	0	0	0	0
American Indian/Alaskan Native:	0	0	0	0	0	0	0	0
Native Hawaiian/Other Pacific Islander:	0	0	0	0	0	0	0	0
American Indian/Alaskan Native & White:	0	0	0	0	0	0	0	0
Asian White:	0	0	0	0	0	0	0	0
Black/African American & White:	0	0	0	0	0	0	0	0
American Indian/Alaskan Native & Black/African American:	0	0	0	0	0	0	0	0
Other multi-racial:	0	0	0	0	0	0	0	0
Asian/Pacific Islander:	0	0	0	0	0	0	0	0
Hispanic:	0	0	0	0	0	0	0	0
<b>Total:</b>	<b>0</b>	<b>0</b>	<b>0</b>	<b>0</b>	<b>0</b>	<b>0</b>	<b>0</b>	<b>0</b>
Female-headed Households:	0		0		0			





U.S. Department of Housing and Urban Development  
Office of Community Planning and Development  
Integrated Disbursement and Information System  
CDBG Activity Summary Report (GPR) for Program Year 2018  
LAKELAND

Date: 20-Nov-2019

Time: 14:20

Page: 70

*Income Category:*

	<b>Owner</b>	<b>Renter</b>	<b>Total</b>	<b>Person</b>
Extremely Low	0	0	0	0
Low Mod	0	0	0	0
Moderate	0	0	0	0
Non Low Moderate	0	0	0	0
Total	0	0	0	0
Percent Low/Mod				

**Annual Accomplishments**

No data returned for this view. This might be because the applied filter excludes all data.



U.S. Department of Housing and Urban Development  
 Office of Community Planning and Development  
 Integrated Disbursement and Information System  
 CDBG Activity Summary Report (GPR) for Program Year 2018  
 LAKELAND

Date: 20-Nov-2019  
 Time: 14:20  
 Page: 71

**PGM Year:** 2018  
**Project:** 0019 - Talbot House Ministries  
**IDIS Activity:** 1569 - Talbot House Ministries

**Status:** Completed 5/29/2019 12:00:00 AM  
**Location:** 814 N Kentucky Ave Lakeland, FL 33801-1706

**Objective:** Create suitable living environments  
**Outcome:** Availability/accessibility  
**Matrix Code:** Operating Costs of Homeless/AIDS Patients Programs (03T)      **National Objective:** LMC

**Initial Funding Date:** 03/11/2019

**Description:**  
 Assist with utility costs

**Financing**

	Fund Type	Grant Year	Grant	Funded Amount	Drawn In Program Year	Drawn Thru Program Year
CDBG	PI			\$10,000.00	\$10,000.00	\$10,000.00
<b>Total</b>	<b>Total</b>			<b>\$10,000.00</b>	<b>\$10,000.00</b>	<b>\$10,000.00</b>

**Proposed Accomplishments**

People (General) : 180

**Actual Accomplishments**

Number assisted:

	Owner		Renter		Total		Person	
	Total	Hispanic	Total	Hispanic	Total	Hispanic	Total	Hispanic
White:	0	0	0	0	0	0	751	183
Black/African American:	0	0	0	0	0	0	420	2
Asian:	0	0	0	0	0	0	3	0
American Indian/Alaskan Native:	0	0	0	0	0	0	5	0
Native Hawaiian/Other Pacific Islander:	0	0	0	0	0	0	0	0
American Indian/Alaskan Native & White:	0	0	0	0	0	0	0	0
Asian White:	0	0	0	0	0	0	0	0
Black/African American & White:	0	0	0	0	0	0	0	0
American Indian/Alaskan Native & Black/African American:	0	0	0	0	0	0	0	0
Other multi-racial:	0	0	0	0	0	0	184	4
Asian/Pacific Islander:	0	0	0	0	0	0	0	0
Hispanic:	0	0	0	0	0	0	0	0
<b>Total:</b>	<b>0</b>	<b>0</b>	<b>0</b>	<b>0</b>	<b>0</b>	<b>0</b>	<b>1,363</b>	<b>189</b>
Female-headed Households:	0		0		0			



U.S. Department of Housing and Urban Development  
Office of Community Planning and Development  
Integrated Disbursement and Information System  
CDBG Activity Summary Report (GPR) for Program Year 2018  
LAKELAND

Date: 20-Nov-2019

Time: 14:20

Page: 72

*Income Category:*

	<b>Owner</b>	<b>Renter</b>	<b>Total</b>	<b>Person</b>
Extremely Low	0	0	0	1,334
Low Mod	0	0	0	29
Moderate	0	0	0	0
Non Low Moderate	0	0	0	0
Total	0	0	0	1,363
Percent Low/Mod				100.0%

**Annual Accomplishments**

<b>Years</b>	<b>Accomplishment Narrative</b>	<b># Benefitting</b>
2018	Talbot House Ministries provides shelter, food, clothing and medical & dental care for homeless adults. This agency offers a Renewal Program for job training skills and educational advancement opportunities for the homeless clients. The funds provided paid for utility expenses for the emergency and transitional buildings.	



U.S. Department of Housing and Urban Development  
 Office of Community Planning and Development  
 Integrated Disbursement and Information System  
 CDBG Activity Summary Report (GPR) for Program Year 2018  
 LAKELAND

Date: 20-Nov-2019  
 Time: 14:20  
 Page: 73

**PGM Year:** 2018  
**Project:** 0020 - The Salvation Army  
**IDIS Activity:** 1570 - The Salvation Army

**Status:** Completed 11/13/2019 12:00:00 AM  
**Location:** 3800 Kathleen Rd Lakeland, FL 33810-6712

**Objective:** Create suitable living environments  
**Outcome:** Sustainability  
**Matrix Code:** Other Public Services Not Listed in 05A-05Y, 03T (05Z)

**National Objective:** LMC

**Initial Funding Date:** 05/16/2019

**Description:**

Financial assistance classes offered to homeless families with children to create stability and self-sufficiency.

**Financing**

	Fund Type	Grant Year	Grant	Funded Amount	Drawn In Program Year	Drawn Thru Program Year
CDBG	EN	2017	B17MC120011	\$10,000.00	\$10,000.00	\$10,000.00
<b>Total</b>	<b>Total</b>			<b>\$10,000.00</b>	<b>\$10,000.00</b>	<b>\$10,000.00</b>

**Proposed Accomplishments**

People (General) : 40

**Actual Accomplishments**

Number assisted:

	Owner		Renter		Total		Person	
	Total	Hispanic	Total	Hispanic	Total	Hispanic	Total	Hispanic
White:	0	0	0	0	0	0	90	31
Black/African American:	0	0	0	0	0	0	34	0
Asian:	0	0	0	0	0	0	1	0
American Indian/Alaskan Native:	0	0	0	0	0	0	0	0
Native Hawaiian/Other Pacific Islander:	0	0	0	0	0	0	0	0
American Indian/Alaskan Native & White:	0	0	0	0	0	0	0	0
Asian White:	0	0	0	0	0	0	1	0
Black/African American & White:	0	0	0	0	0	0	2	0
American Indian/Alaskan Native & Black/African American:	0	0	0	0	0	0	2	0
Other multi-racial:	0	0	0	0	0	0	2	0
Asian/Pacific Islander:	0	0	0	0	0	0	0	0
Hispanic:	0	0	0	0	0	0	0	0
<b>Total:</b>	<b>0</b>	<b>0</b>	<b>0</b>	<b>0</b>	<b>0</b>	<b>0</b>	<b>132</b>	<b>31</b>
Female-headed Households:	0		0		0			



U.S. Department of Housing and Urban Development  
Office of Community Planning and Development  
Integrated Disbursement and Information System  
CDBG Activity Summary Report (GPR) for Program Year 2018  
LAKELAND

Date: 20-Nov-2019

Time: 14:20

Page: 74

*Income Category:*

	<b>Owner</b>	<b>Renter</b>	<b>Total</b>	<b>Person</b>
Extremely Low	0	0	0	30
Low Mod	0	0	0	102
Moderate	0	0	0	0
Non Low Moderate	0	0	0	0
Total	0	0	0	132
Percent Low/Mod				100.0%

**Annual Accomplishments**

<b>Years</b>	<b>Accomplishment Narrative</b>	<b># Benefitting</b>
2018	The shelter has a total of twenty one apartments with two & three bedrooms; there are three vacancy. The emergency shelter has twenty efficiency apartments with kitchens and bathroom with 54 residents (22 adults and 32 children). The facility also provide a daycare for its clients.	



U.S. Department of Housing and Urban Development  
 Office of Community Planning and Development  
 Integrated Disbursement and Information System  
 CDBG Activity Summary Report (GPR) for Program Year 2018  
 LAKELAND

Date: 20-Nov-2019  
 Time: 14:20  
 Page: 75

**PGM Year:** 2018  
**Project:** 0021 - Volunteers in Service to the Elderly (VISTE)  
**IDIS Activity:** 1571 - Volunteers in Service to the Elderly (VISTE)

**Status:** Completed 8/12/2019 12:00:00 AM  
**Location:** 1232 E Magnolia St Lakeland, FL 33801-2126  
**Objective:** Create suitable living environments  
**Outcome:** Sustainability  
**Matrix Code:** Senior Services (05A) **National Objective:** LMC

**Initial Funding Date:** 07/01/2019

**Description:**

Hot Meals prepared and delivered to low income home bound elderly residents by volunteers.

**Financing**

	Fund Type	Grant Year	Grant	Funded Amount	Drawn In Program Year	Drawn Thru Program Year
CDBG	EN	2017	B17MC120011	\$22,500.00	\$22,500.00	\$22,500.00
<b>Total</b>	<b>Total</b>			<b>\$22,500.00</b>	<b>\$22,500.00</b>	<b>\$22,500.00</b>

**Proposed Accomplishments**

People (General) : 200

**Actual Accomplishments**

*Number assisted:*

	Owner		Renter		Total		Person	
	Total	Hispanic	Total	Hispanic	Total	Hispanic	Total	Hispanic
White:	0	0	0	0	0	0	392	0
Black/African American:	0	0	0	0	0	0	34	0
Asian:	0	0	0	0	0	0	2	0
American Indian/Alaskan Native:	0	0	0	0	0	0	0	0
Native Hawaiian/Other Pacific Islander:	0	0	0	0	0	0	0	0
American Indian/Alaskan Native & White:	0	0	0	0	0	0	0	0
Asian White:	0	0	0	0	0	0	0	0
Black/African American & White:	0	0	0	0	0	0	0	0
American Indian/Alaskan Native & Black/African American:	0	0	0	0	0	0	0	0
Other multi-racial:	0	0	0	0	0	0	26	2
Asian/Pacific Islander:	0	0	0	0	0	0	0	0
Hispanic:	0	0	0	0	0	0	0	0
<b>Total:</b>	<b>0</b>	<b>0</b>	<b>0</b>	<b>0</b>	<b>0</b>	<b>0</b>	<b>454</b>	<b>2</b>
Female-headed Households:	0		0		0			



U.S. Department of Housing and Urban Development  
Office of Community Planning and Development  
Integrated Disbursement and Information System  
CDBG Activity Summary Report (GPR) for Program Year 2018  
LAKELAND

Date: 20-Nov-2019

Time: 14:20

Page: 76

*Income Category:*

	<b>Owner</b>	<b>Renter</b>	<b>Total</b>	<b>Person</b>
Extremely Low	0	0	0	101
Low Mod	0	0	0	284
Moderate	0	0	0	69
Non Low Moderate	0	0	0	0
Total	0	0	0	454
Percent Low/Mod				100.0%

**Annual Accomplishments**

<b>Years</b>	<b>Accomplishment Narrative</b>	<b># Benefitting</b>
2018	Hot meals program provided to homebound seniors. The meals are prepared at local church with volunteers and delivered to seniors by volunteers. VISTE assists seniors aged 70 years and above to continue to live independently.	



U.S. Department of Housing and Urban Development  
 Office of Community Planning and Development  
 Integrated Disbursement and Information System  
 CDBG Activity Summary Report (GPR) for Program Year 2018  
 LAKELAND

Date: 20-Nov-2019  
 Time: 14:20  
 Page: 77

**PGM Year:** 2018  
**Project:** 0001 - Owner Occupied Rehabilitation  
**IDIS Activity:** 1572 - Single Unit Residential Rehabilitation

**Status:** Completed 10/2/2019 12:00:00 AM  
**Location:** Address Suppressed  
**Objective:** Provide decent affordable housing  
**Outcome:** Sustainability  
**Matrix Code:** Rehab; Single-Unit Residential (14A)      **National Objective:** LMH

**Initial Funding Date:** 12/19/2018

**Description:**  
 Minor rehabilitation provided to income qualified homeowner.

**Financing**

	Fund Type	Grant Year	Grant	Funded Amount	Drawn In Program Year	Drawn Thru Program Year
CDBG	EN	2016	B16MC120011	\$16,921.20	\$16,921.20	\$16,921.20
		2017	B17MC120011	\$23,570.25	\$23,570.25	\$23,570.25
	PI			\$500.00	\$500.00	\$500.00
<b>Total</b>	<b>Total</b>			<b>\$40,991.45</b>	<b>\$40,991.45</b>	<b>\$40,991.45</b>

**Proposed Accomplishments**

Housing Units : 1

**Actual Accomplishments**

*Number assisted:*

	Owner		Renter		Total		Person	
	Total	Hispanic	Total	Hispanic	Total	Hispanic	Total	Hispanic
White:	0	0	0	0	0	0		0
Black/African American:	1	0	0	0	1	0	0	0
Asian:	0	0	0	0	0	0	0	0
American Indian/Alaskan Native:	0	0	0	0	0	0	0	0
Native Hawaiian/Other Pacific Islander:	0	0	0	0	0	0	0	0
American Indian/Alaskan Native & White:	0	0	0	0	0	0	0	0
Asian White:	0	0	0	0	0	0	0	0
Black/African American & White:	0	0	0	0	0	0	0	0
American Indian/Alaskan Native & Black/African American:	0	0	0	0	0	0	0	0
Other multi-racial:	0	0	0	0	0	0	0	0
Asian/Pacific Islander:	0	0	0	0	0	0	0	0
Hispanic:	0	0	0	0	0	0	0	0
<b>Total:</b>	<b>1</b>	<b>0</b>	<b>0</b>	<b>0</b>	<b>1</b>	<b>0</b>	<b>0</b>	<b>0</b>





U.S. Department of Housing and Urban Development  
Office of Community Planning and Development  
Integrated Disbursement and Information System  
CDBG Activity Summary Report (GPR) for Program Year 2018  
LAKELAND

Date: 20-Nov-2019

Time: 14:20

Page: 78

Female-headed Households:

0 0 0

*Income Category:*

	<b>Owner</b>	<b>Renter</b>	<b>Total</b>	<b>Person</b>
Extremely Low	0	0	0	0
Low Mod	1	0	1	0
Moderate	0	0	0	0
Non Low Moderate	0	0	0	0
Total	1	0	1	0
Percent Low/Mod	100.0%		100.0%	

**Annual Accomplishments**

<b>Years</b>	<b>Accomplishment Narrative</b>	<b># Benefiting</b>
2019	Major rehabilitation on owner occupied home.	



U.S. Department of Housing and Urban Development  
 Office of Community Planning and Development  
 Integrated Disbursement and Information System  
 CDBG Activity Summary Report (GPR) for Program Year 2018  
 LAKELAND

Date: 20-Nov-2019  
 Time: 14:20  
 Page: 79

**PGM Year:** 2018  
**Project:** 0001 - Owner Occupied Rehabilitation  
**IDIS Activity:** 1574 - Single Unit Residential Rehabilitation

**Status:** Completed 9/20/2019 12:00:00 AM  
**Location:** Address Suppressed  
**Objective:** Provide decent affordable housing  
**Outcome:** Sustainability  
**Matrix Code:** Rehab; Single-Unit Residential (14A)      **National Objective:** LMH

**Initial Funding Date:** 04/30/2019

**Description:**  
 Minor rehabilitation for owner occupied home for low income client.

**Financing**

	Fund Type	Grant Year	Grant	Funded Amount	Drawn In Program Year	Drawn Thru Program Year
CDBG	EN	2017	B17MC120011	\$15,556.39	\$15,556.39	\$15,556.39
<b>Total</b>	<b>Total</b>			<b>\$15,556.39</b>	<b>\$15,556.39</b>	<b>\$15,556.39</b>

**Proposed Accomplishments**

Housing Units : 1

**Actual Accomplishments**

*Number assisted:*

	Owner		Renter		Total		Person	
	Total	Hispanic	Total	Hispanic	Total	Hispanic	Total	Hispanic
White:	0	0	0	0	0	0		0
Black/African American:	1	0	0	0	1	0	0	0
Asian:	0	0	0	0	0	0	0	0
American Indian/Alaskan Native:	0	0	0	0	0	0	0	0
Native Hawaiian/Other Pacific Islander:	0	0	0	0	0	0	0	0
American Indian/Alaskan Native & White:	0	0	0	0	0	0	0	0
Asian White:	0	0	0	0	0	0	0	0
Black/African American & White:	0	0	0	0	0	0	0	0
American Indian/Alaskan Native & Black/African American:	0	0	0	0	0	0	0	0
Other multi-racial:	0	0	0	0	0	0	0	0
Asian/Pacific Islander:	0	0	0	0	0	0	0	0
Hispanic:	0	0	0	0	0	0	0	0
<b>Total:</b>	<b>1</b>	<b>0</b>	<b>0</b>	<b>0</b>	<b>1</b>	<b>0</b>	<b>0</b>	<b>0</b>
Female-headed Households:	0		0		0			



U.S. Department of Housing and Urban Development  
Office of Community Planning and Development  
Integrated Disbursement and Information System  
CDBG Activity Summary Report (GPR) for Program Year 2018  
LAKELAND

Date: 20-Nov-2019

Time: 14:20

Page: 80

*Income Category:*

	<b>Owner</b>	<b>Renter</b>	<b>Total</b>	<b>Person</b>
Extremely Low	0	0	0	0
Low Mod	1	0	1	0
Moderate	0	0	0	0
Non Low Moderate	0	0	0	0
Total	1	0	1	0
Percent Low/Mod	100.0%		100.0%	

**Annual Accomplishments**

<b>Years</b>	<b>Accomplishment Narrative</b>	<b># Benefiting</b>
2018	Minor repairs provided to low income homeowner.	



U.S. Department of Housing and Urban Development  
 Office of Community Planning and Development  
 Integrated Disbursement and Information System  
 CDBG Activity Summary Report (GPR) for Program Year 2018  
 LAKELAND

Date: 20-Nov-2019  
 Time: 14:20  
 Page: 81

**PGM Year:** 2018  
**Project:** 0001 - Owner Occupied Rehabilitation  
**IDIS Activity:** 1576 - Single Unit Residential Rehabilitation

**Status:** Completed 11/14/2019 12:00:00 AM  
**Location:** Address Suppressed  
**Objective:** Provide decent affordable housing  
**Outcome:** Sustainability  
**Matrix Code:** Rehab; Single-Unit Residential (14A)      **National Objective:** LMH

**Initial Funding Date:** 06/20/2019

**Description:**  
 Income qualified homeowner receive rehab work .

**Financing**

	Fund Type	Grant Year	Grant	Funded Amount	Drawn In Program Year	Drawn Thru Program Year
CDBG	EN	2017	B17MC120011	\$19,525.85	\$19,525.85	\$19,525.85
<b>Total</b>	<b>Total</b>			<b>\$19,525.85</b>	<b>\$19,525.85</b>	<b>\$19,525.85</b>


**Proposed Accomplishments**

Housing Units : 1

**Actual Accomplishments**

*Number assisted:*

	Owner		Renter		Total		Person	
	Total	Hispanic	Total	Hispanic	Total	Hispanic	Total	Hispanic
White:	0	0	0	0	0	0		0
Black/African American:	1	0	0	0	1	0	0	0
Asian:	0	0	0	0	0	0	0	0
American Indian/Alaskan Native:	0	0	0	0	0	0	0	0
Native Hawaiian/Other Pacific Islander:	0	0	0	0	0	0	0	0
American Indian/Alaskan Native & White:	0	0	0	0	0	0	0	0
Asian White:	0	0	0	0	0	0	0	0
Black/African American & White:	0	0	0	0	0	0	0	0
American Indian/Alaskan Native & Black/African American:	0	0	0	0	0	0	0	0
Other multi-racial:	0	0	0	0	0	0	0	0
Asian/Pacific Islander:	0	0	0	0	0	0	0	0
Hispanic:	0	0	0	0	0	0	0	0
<b>Total:</b>	<b>1</b>	<b>0</b>	<b>0</b>	<b>0</b>	<b>1</b>	<b>0</b>	<b>0</b>	<b>0</b>
Female-headed Households:	0		0		0			



U.S. Department of Housing and Urban Development  
Office of Community Planning and Development  
Integrated Disbursement and Information System  
CDBG Activity Summary Report (GPR) for Program Year 2018  
LAKELAND

Date: 20-Nov-2019

Time: 14:20

Page: 82

*Income Category:*

	<b>Owner</b>	<b>Renter</b>	<b>Total</b>	<b>Person</b>
Extremely Low	0	0	0	0
Low Mod	1	0	1	0
Moderate	0	0	0	0
Non Low Moderate	0	0	0	0
Total	1	0	1	0
Percent Low/Mod	100.0%		100.0%	

**Annual Accomplishments**

<b>Years</b>	<b>Accomplishment Narrative</b>	<b># Benefitting</b>
2018	Housing rehabilitation provided to low income homeowner.	



U.S. Department of Housing and Urban Development  
 Office of Community Planning and Development  
 Integrated Disbursement and Information System  
 CDBG Activity Summary Report (GPR) for Program Year 2018  
 LAKELAND

Date: 20-Nov-2019  
 Time: 14:20  
 Page: 83

**PGM Year:** 2018  
**Project:** 0001 - Owner Occupied Rehabilitation  
**IDIS Activity:** 1577 - Single Unit Residential Rehabilitation

**Status:** Completed 11/14/2019 12:00:00 AM  
**Location:** Address Suppressed  
**Objective:** Provide decent affordable housing  
**Outcome:** Sustainability  
**Matrix Code:** Rehab; Single-Unit Residential (14A)      **National Objective:** LMH

**Initial Funding Date:** 07/01/2019

**Description:**  
 Minor repair to owner occupied low income homeowner.

**Financing**

	Fund Type	Grant Year	Grant	Funded Amount	Drawn In Program Year	Drawn Thru Program Year
CDBG	EN	2017	B17MC120011	\$24,566.00	\$24,566.00	\$24,566.00
<b>Total</b>	<b>Total</b>			<b>\$24,566.00</b>	<b>\$24,566.00</b>	<b>\$24,566.00</b>

**Proposed Accomplishments**

Housing Units : 1

**Actual Accomplishments**

*Number assisted:*

	<b>Owner</b>		<b>Renter</b>		<b>Total</b>		<b>Person</b>	
	Total	Hispanic	Total	Hispanic	Total	Hispanic	Total	Hispanic
White:	0	0	0	0	0	0		0
Black/African American:	1	0	0	0	1	0	0	0
Asian:	0	0	0	0	0	0	0	0
American Indian/Alaskan Native:	0	0	0	0	0	0	0	0
Native Hawaiian/Other Pacific Islander:	0	0	0	0	0	0	0	0
American Indian/Alaskan Native & White:	0	0	0	0	0	0	0	0
Asian White:	0	0	0	0	0	0	0	0
Black/African American & White:	0	0	0	0	0	0	0	0
American Indian/Alaskan Native & Black/African American:	0	0	0	0	0	0	0	0
Other multi-racial:	0	0	0	0	0	0	0	0
Asian/Pacific Islander:	0	0	0	0	0	0	0	0
Hispanic:	0	0	0	0	0	0	0	0
<b>Total:</b>	<b>1</b>	<b>0</b>	<b>0</b>	<b>0</b>	<b>1</b>	<b>0</b>	<b>0</b>	<b>0</b>
Female-headed Households:	0		0		0			



U.S. Department of Housing and Urban Development  
Office of Community Planning and Development  
Integrated Disbursement and Information System  
CDBG Activity Summary Report (GPR) for Program Year 2018  
LAKELAND

Date: 20-Nov-2019

Time: 14:20

Page: 84

*Income Category:*

	<b>Owner</b>	<b>Renter</b>	<b>Total</b>	<b>Person</b>
Extremely Low	0	0	0	0
Low Mod	1	0	1	0
Moderate	0	0	0	0
Non Low Moderate	0	0	0	0
Total	1	0	1	0
Percent Low/Mod	100.0%		100.0%	

**Annual Accomplishments**

<b>Years</b>	<b>Accomplishment Narrative</b>	<b># Benefiting</b>
2018	Housing rehabilitation provided to low income homeowner.	



U.S. Department of Housing and Urban Development  
 Office of Community Planning and Development  
 Integrated Disbursement and Information System  
 CDBG Activity Summary Report (GPR) for Program Year 2018  
 LAKELAND

Date: 20-Nov-2019

Time: 14:20

Page: 85

**PGM Year:** 2018  
**Project:** 0001 - Owner Occupied Rehabilitation  
**IDIS Activity:** 1578 - Single Unit Residential Rehabilitation

**Status:** Open  
**Location:** Address Suppressed

**Objective:** Provide decent affordable housing  
**Outcome:** Sustainability  
**Matrix Code:** Rehab; Single-Unit Residential (14A)      **National Objective:** LMH

**Initial Funding Date:** 07/01/2019

**Description:**  
 Minor repairs to owner occupied low income home owner.

**Financing**

	Fund Type	Grant Year	Grant	Funded Amount	Drawn In Program Year	Drawn Thru Program Year
CDBG	EN	2017	B17MC120011	\$12,000.00	\$9,691.64	\$9,691.64
<b>Total</b>	<b>Total</b>			<b>\$12,000.00</b>	<b>\$9,691.64</b>	<b>\$9,691.64</b>

**Proposed Accomplishments**

Housing Units : 1

**Actual Accomplishments**

Number assisted:

	<b>Owner</b>		<b>Renter</b>		<b>Total</b>		<b>Person</b>	
	Total	Hispanic	Total	Hispanic	Total	Hispanic	Total	Hispanic
White:	0	0	0	0	0	0	0	0
Black/African American:	0	0	0	0	0	0	0	0
Asian:	0	0	0	0	0	0	0	0
American Indian/Alaskan Native:	0	0	0	0	0	0	0	0
Native Hawaiian/Other Pacific Islander:	0	0	0	0	0	0	0	0
American Indian/Alaskan Native & White:	0	0	0	0	0	0	0	0
Asian White:	0	0	0	0	0	0	0	0
Black/African American & White:	0	0	0	0	0	0	0	0
American Indian/Alaskan Native & Black/African American:	0	0	0	0	0	0	0	0
Other multi-racial:	0	0	0	0	0	0	0	0
Asian/Pacific Islander:	0	0	0	0	0	0	0	0
Hispanic:	0	0	0	0	0	0	0	0
<b>Total:</b>	<b>0</b>	<b>0</b>	<b>0</b>	<b>0</b>	<b>0</b>	<b>0</b>	<b>0</b>	<b>0</b>
Female-headed Households:	0		0		0			





U.S. Department of Housing and Urban Development  
Office of Community Planning and Development  
Integrated Disbursement and Information System  
CDBG Activity Summary Report (GPR) for Program Year 2018  
LAKELAND

Date: 20-Nov-2019

Time: 14:20

Page: 86

*Income Category:*

	<b>Owner</b>	<b>Renter</b>	<b>Total</b>	<b>Person</b>
Extremely Low	0	0	0	0
Low Mod	0	0	0	0
Moderate	0	0	0	0
Non Low Moderate	0	0	0	0
Total	0	0	0	0
Percent Low/Mod				

**Annual Accomplishments**

No data returned for this view. This might be because the applied filter excludes all data.



U.S. Department of Housing and Urban Development  
 Office of Community Planning and Development  
 Integrated Disbursement and Information System  
 CDBG Activity Summary Report (GPR) for Program Year 2018  
 LAKELAND

Date: 20-Nov-2019  
 Time: 14:20  
 Page: 87

**PGM Year:** 2019  
**Project:** 0003 - Temporary Relocation  
**IDIS Activity:** 1582 - Temporary Relocation

**Status:** Completed 10/2/2019 12:00:00 AM  
**Location:** Address Suppressed

**Objective:** Provide decent affordable housing  
**Outcome:** Sustainability  
**Matrix Code:** Relocation (08)

**National Objective:** LMC

**Initial Funding Date:** 08/19/2019

**Description:**  
 Provide temporary relocation for new construction.

**Financing**

	Fund Type	Grant Year	Grant	Funded Amount	Drawn In Program Year	Drawn Thru Program Year
CDBG	EN	2017	B17MC120011	\$1,400.00	\$1,400.00	\$1,400.00
<b>Total</b>	<b>Total</b>			<b>\$1,400.00</b>	<b>\$1,400.00</b>	<b>\$1,400.00</b>

**Proposed Accomplishments**

Households (General) : 1

**Actual Accomplishments**

*Number assisted:*

	<b>Owner</b>		<b>Renter</b>		<b>Total</b>		<b>Person</b>	
	Total	Hispanic	Total	Hispanic	Total	Hispanic	Total	Hispanic
White:	1	0	0	0	1	0	0	0
Black/African American:	0	0	0	0	0	0	0	0
Asian:	0	0	0	0	0	0	0	0
American Indian/Alaskan Native:	0	0	0	0	0	0	0	0
Native Hawaiian/Other Pacific Islander:	0	0	0	0	0	0	0	0
American Indian/Alaskan Native & White:	0	0	0	0	0	0	0	0
Asian White:	0	0	0	0	0	0	0	0
Black/African American & White:	0	0	0	0	0	0	0	0
American Indian/Alaskan Native & Black/African American:	0	0	0	0	0	0	0	0
Other multi-racial:	0	0	0	0	0	0	0	0
Asian/Pacific Islander:	0	0	0	0	0	0	0	0
Hispanic:	0	0	0	0	0	0	0	0
<b>Total:</b>	<b>1</b>	<b>0</b>	<b>0</b>	<b>0</b>	<b>1</b>	<b>0</b>	<b>0</b>	<b>0</b>
Female-headed Households:	0		0		0			



U.S. Department of Housing and Urban Development  
Office of Community Planning and Development  
Integrated Disbursement and Information System  
CDBG Activity Summary Report (GPR) for Program Year 2018  
LAKELAND

Date: 20-Nov-2019

Time: 14:20


Page: 88

*Income Category:*

	<b>Owner</b>	<b>Renter</b>	<b>Total</b>	<b>Person</b>
Extremely Low	1	0	1	0
Low Mod	0	0	0	0
Moderate	0	0	0	0
Non Low Moderate	0	0	0	0
Total	1	0	1	0
Percent Low/Mod	100.0%		100.0%	

**Annual Accomplishments**

<b>Years</b>	<b>Accomplishment Narrative</b>	<b># Benefitting</b>
2018	Temporary Relocation provided to homeowner during re-construction.	



U.S. Department of Housing and Urban Development  
 Office of Community Planning and Development  
 Integrated Disbursement and Information System  
 CDBG Activity Summary Report (GPR) for Program Year 2018  
 LAKELAND

Date: 20-Nov-2019  
 Time: 14:20  
 Page: 89

**PGM Year:** 2019  
**Project:** 0001 - Owner Occupied Rehabilitation  
**IDIS Activity:** 1583 - Single Unit Residential Rehabilitation

**Status:** Open  
**Location:** Address Suppressed  
**Objective:** Provide decent affordable housing  
**Outcome:** Sustainability  
**Matrix Code:** Rehab; Single-Unit Residential (14A)      **National Objective:** LMH

**Initial Funding Date:** 08/19/2019

**Description:**  
 New construction on low income owner's lot.

**Financing**

	Fund Type	Grant Year	Grant	Funded Amount	Drawn In Program Year	Drawn Thru Program Year
CDBG	EN	2017	B17MC120011	\$104,000.00	\$9,948.70	\$9,948.70
<b>Total</b>	<b>Total</b>			<b>\$104,000.00</b>	<b>\$9,948.70</b>	<b>\$9,948.70</b>

**Proposed Accomplishments**

Housing Units : 1

**Actual Accomplishments**

*Number assisted:*

	<b>Owner</b>		<b>Renter</b>		<b>Total</b>		<b>Person</b>	
	Total	Hispanic	Total	Hispanic	Total	Hispanic	Total	Hispanic
White:	0	0	0	0	0	0		0
Black/African American:	0	0	0	0	0	0	0	0
Asian:	0	0	0	0	0	0	0	0
American Indian/Alaskan Native:	0	0	0	0	0	0	0	0
Native Hawaiian/Other Pacific Islander:	0	0	0	0	0	0	0	0
American Indian/Alaskan Native & White:	0	0	0	0	0	0	0	0
Asian White:	0	0	0	0	0	0	0	0
Black/African American & White:	0	0	0	0	0	0	0	0
American Indian/Alaskan Native & Black/African American:	0	0	0	0	0	0	0	0
Other multi-racial:	0	0	0	0	0	0	0	0
Asian/Pacific Islander:	0	0	0	0	0	0	0	0
Hispanic:	0	0	0	0	0	0	0	0
<b>Total:</b>	<b>0</b>	<b>0</b>	<b>0</b>	<b>0</b>	<b>0</b>	<b>0</b>	<b>0</b>	<b>0</b>
Female-headed Households:	0		0		0			



U.S. Department of Housing and Urban Development  
Office of Community Planning and Development  
Integrated Disbursement and Information System  
CDBG Activity Summary Report (GPR) for Program Year 2018  
LAKELAND

Date: 20-Nov-2019

Time: 14:20

Page: 90

*Income Category:*

	<b>Owner</b>	<b>Renter</b>	<b>Total</b>	<b>Person</b>
Extremely Low	0	0	0	0
Low Mod	0	0	0	0
Moderate	0	0	0	0
Non Low Moderate	0	0	0	0
Total	0	0	0	0
Percent Low/Mod				

**Annual Accomplishments**

No data returned for this view. This might be because the applied filter excludes all data.



U.S. Department of Housing and Urban Development  
 Office of Community Planning and Development  
 Integrated Disbursement and Information System  
 CDBG Activity Summary Report (GPR) for Program Year 2018  
 LAKELAND

Date: 20-Nov-2019  
 Time: 14:20  
 Page: 91

**PGM Year:** 2019  
**Project:** 0001 - Owner Occupied Rehabilitation  
**IDIS Activity:** 1584 - Single Unit Residential Rehabilitation

**Status:** Open  
**Location:** Address Suppressed  
**Objective:** Provide decent affordable housing  
**Outcome:** Sustainability  
**Matrix Code:** Rehab; Single-Unit Residential (14A)      **National Objective:** LMH

**Initial Funding Date:** 08/19/2019

**Description:**  
 Major rehab for owner occupied client.

**Financing**

	Fund Type	Grant Year	Grant	Funded Amount	Drawn In Program Year	Drawn Thru Program Year
CDBG	EN	2017	B17MC120011	\$37,200.00	\$31,582.08	\$31,582.08
<b>Total</b>	<b>Total</b>			<b>\$37,200.00</b>	<b>\$31,582.08</b>	<b>\$31,582.08</b>

**Proposed Accomplishments**

Housing Units : 1

**Actual Accomplishments**

*Number assisted:*

	<b>Owner</b>		<b>Renter</b>		<b>Total</b>		<b>Person</b>	
	Total	Hispanic	Total	Hispanic	Total	Hispanic	Total	Hispanic
White:	0	0	0	0	0	0		0
Black/African American:	0	0	0	0	0	0	0	0
Asian:	0	0	0	0	0	0	0	0
American Indian/Alaskan Native:	0	0	0	0	0	0	0	0
Native Hawaiian/Other Pacific Islander:	0	0	0	0	0	0	0	0
American Indian/Alaskan Native & White:	0	0	0	0	0	0	0	0
Asian White:	0	0	0	0	0	0	0	0
Black/African American & White:	0	0	0	0	0	0	0	0
American Indian/Alaskan Native & Black/African American:	0	0	0	0	0	0	0	0
Other multi-racial:	0	0	0	0	0	0	0	0
Asian/Pacific Islander:	0	0	0	0	0	0	0	0
Hispanic:	0	0	0	0	0	0	0	0
<b>Total:</b>	<b>0</b>	<b>0</b>	<b>0</b>	<b>0</b>	<b>0</b>	<b>0</b>	<b>0</b>	<b>0</b>
Female-headed Households:	0		0		0			



U.S. Department of Housing and Urban Development  
Office of Community Planning and Development  
Integrated Disbursement and Information System  
CDBG Activity Summary Report (GPR) for Program Year 2018  
LAKELAND

Date: 20-Nov-2019

Time: 14:20


Page: 92

*Income Category:*

	<b>Owner</b>	<b>Renter</b>	<b>Total</b>	<b>Person</b>
Extremely Low	0	0	0	0
Low Mod	0	0	0	0
Moderate	0	0	0	0
Non Low Moderate	0	0	0	0
Total	0	0	0	0
Percent Low/Mod				

**Annual Accomplishments**

No data returned for this view. This might be because the applied filter excludes all data.



U.S. Department of Housing and Urban Development  
 Office of Community Planning and Development  
 Integrated Disbursement and Information System  
 CDBG Activity Summary Report (GPR) for Program Year 2018  
 LAKELAND

Date: 20-Nov-2019  
 Time: 14:20  
 Page: 93

**PGM Year:** 2019  
**Project:** 0001 - Owner Occupied Rehabilitation  
**IDIS Activity:** 1585 - Single Unit Residential Rehabilitation

**Status:** Open  
**Location:** Address Suppressed

**Objective:** Provide decent affordable housing  
**Outcome:** Sustainability  
**Matrix Code:** Rehab; Single-Unit Residential (14A)      **National Objective:** LMH

**Initial Funding Date:** 09/17/2019

**Description:**  
 Major rehabilitation of home for income qualified homeowner.

**Financing**

	Fund Type	Grant Year	Grant	Funded Amount	Drawn In Program Year	Drawn Thru Program Year
CDBG	EN	2017	B17MC120011	\$68,950.00	\$823.00	\$823.00
<b>Total</b>	<b>Total</b>			<b>\$68,950.00</b>	<b>\$823.00</b>	<b>\$823.00</b>

**Proposed Accomplishments**

Housing Units : 1

**Actual Accomplishments**

*Number assisted:*

	<b>Owner</b>		<b>Renter</b>		<b>Total</b>		<b>Person</b>	
	Total	Hispanic	Total	Hispanic	Total	Hispanic	Total	Hispanic
White:	0	0	0	0	0	0		0
Black/African American:	0	0	0	0	0	0	0	0
Asian:	0	0	0	0	0	0	0	0
American Indian/Alaskan Native:	0	0	0	0	0	0	0	0
Native Hawaiian/Other Pacific Islander:	0	0	0	0	0	0	0	0
American Indian/Alaskan Native & White:	0	0	0	0	0	0	0	0
Asian White:	0	0	0	0	0	0	0	0
Black/African American & White:	0	0	0	0	0	0	0	0
American Indian/Alaskan Native & Black/African American:	0	0	0	0	0	0	0	0
Other multi-racial:	0	0	0	0	0	0	0	0
Asian/Pacific Islander:	0	0	0	0	0	0	0	0
Hispanic:	0	0	0	0	0	0	0	0
<b>Total:</b>	<b>0</b>	<b>0</b>	<b>0</b>	<b>0</b>	<b>0</b>	<b>0</b>	<b>0</b>	<b>0</b>
Female-headed Households:	0		0		0			





U.S. Department of Housing and Urban Development  
Office of Community Planning and Development  
Integrated Disbursement and Information System  
CDBG Activity Summary Report (GPR) for Program Year 2018  
LAKELAND

Date: 20-Nov-2019

Time: 14:20

Page: 94

*Income Category:*

	<b>Owner</b>	<b>Renter</b>	<b>Total</b>	<b>Person</b>
Extremely Low	0	0	0	0
Low Mod	0	0	0	0
Moderate	0	0	0	0
Non Low Moderate	0	0	0	0
Total	0	0	0	0
Percent Low/Mod				

**Annual Accomplishments**

No data returned for this view. This might be because the applied filter excludes all data.



U.S. Department of Housing and Urban Development  
 Office of Community Planning and Development  
 Integrated Disbursement and Information System  
 CDBG Activity Summary Report (GPR) for Program Year 2018  
 LAKELAND

Date: 20-Nov-2019  
 Time: 14:20  
 Page: 95

**PGM Year:** 2019  
**Project:** 0003 - Temporary Relocation  
**IDIS Activity:** 1586 - Temporary Relocation

**Status:** Completed 10/2/2019 12:00:00 AM  
**Location:** Address Suppressed

**Objective:** Provide decent affordable housing  
**Outcome:** Sustainability  
**Matrix Code:** Relocation (08)

**National Objective:** LMH

**Initial Funding Date:** 09/17/2019

**Description:**

Temporary Relocation funds provided to income qualified homeowner.

**Financing**

	Fund Type	Grant Year	Grant	Funded Amount	Drawn In Program Year	Drawn Thru Program Year
CDBG	EN	2017	B17MC120011	\$1,400.00	\$1,400.00	\$1,400.00
<b>Total</b>	<b>Total</b>			<b>\$1,400.00</b>	<b>\$1,400.00</b>	<b>\$1,400.00</b>

**Proposed Accomplishments**

Households (General) : 1

**Actual Accomplishments**

*Number assisted:*

	<b>Owner</b>		<b>Renter</b>		<b>Total</b>		<b>Person</b>	
	Total	Hispanic	Total	Hispanic	Total	Hispanic	Total	Hispanic
White:	1	0	0	0	1	0	0	0
Black/African American:	0	0	0	0	0	0	0	0
Asian:	0	0	0	0	0	0	0	0
American Indian/Alaskan Native:	0	0	0	0	0	0	0	0
Native Hawaiian/Other Pacific Islander:	0	0	0	0	0	0	0	0
American Indian/Alaskan Native & White:	0	0	0	0	0	0	0	0
Asian White:	0	0	0	0	0	0	0	0
Black/African American & White:	0	0	0	0	0	0	0	0
American Indian/Alaskan Native & Black/African American:	0	0	0	0	0	0	0	0
Other multi-racial:	0	0	0	0	0	0	0	0
Asian/Pacific Islander:	0	0	0	0	0	0	0	0
Hispanic:	0	0	0	0	0	0	0	0
<b>Total:</b>	<b>1</b>	<b>0</b>	<b>0</b>	<b>0</b>	<b>1</b>	<b>0</b>	<b>0</b>	<b>0</b>
Female-headed Households:	0		0		0			



U.S. Department of Housing and Urban Development  
Office of Community Planning and Development  
Integrated Disbursement and Information System  
CDBG Activity Summary Report (GPR) for Program Year 2018  
LAKELAND

Date: 20-Nov-2019

Time: 14:20

Page: 96

*Income Category:*

	<b>Owner</b>	<b>Renter</b>	<b>Total</b>	<b>Person</b>
Extremely Low	0	0	0	0
Low Mod	1	0	1	0
Moderate	0	0	0	0
Non Low Moderate	0	0	0	0
Total	1	0	1	0
Percent Low/Mod	100.0%		100.0%	

**Annual Accomplishments**

<b>Years</b>	<b>Accomplishment Narrative</b>	<b># Benefiting</b>
2018	Temporary relocation provided major rehab.	



U.S. Department of Housing and Urban Development  
 Office of Community Planning and Development  
 Integrated Disbursement and Information System  
 CDBG Activity Summary Report (GPR) for Program Year 2018  
 LAKELAND

Date: 20-Nov-2019  
 Time: 14:20  
 Page: 97

**PGM Year:** 2019  
**Project:** 0001 - Owner Occupied Rehabilitation  
**IDIS Activity:** 1587 - Single Unit Residential Rehabilitation

**Status:** Open  
**Location:** Address Suppressed  
**Objective:** Provide decent affordable housing  
**Outcome:** Sustainability  
**Matrix Code:** Rehab; Single-Unit Residential (14A)      **National Objective:** LMH

**Initial Funding Date:** 09/17/2019

**Description:**  
 Housing repairs provided to income qualified homeowner.

**Financing**

	Fund Type	Grant Year	Grant	Funded Amount	Drawn In Program Year	Drawn Thru Program Year
CDBG	EN	2017	B17MC120011	\$36,125.00	\$21,735.70	\$21,735.70
<b>Total</b>	<b>Total</b>			<b>\$36,125.00</b>	<b>\$21,735.70</b>	<b>\$21,735.70</b>

**Proposed Accomplishments**

Housing Units : 1

**Actual Accomplishments**

*Number assisted:*

	<b>Owner</b>		<b>Renter</b>		<b>Total</b>		<b>Person</b>	
	Total	Hispanic	Total	Hispanic	Total	Hispanic	Total	Hispanic
White:	0	0	0	0	0	0		0
Black/African American:	0	0	0	0	0	0	0	0
Asian:	0	0	0	0	0	0	0	0
American Indian/Alaskan Native:	0	0	0	0	0	0	0	0
Native Hawaiian/Other Pacific Islander:	0	0	0	0	0	0	0	0
American Indian/Alaskan Native & White:	0	0	0	0	0	0	0	0
Asian White:	0	0	0	0	0	0	0	0
Black/African American & White:	0	0	0	0	0	0	0	0
American Indian/Alaskan Native & Black/African American:	0	0	0	0	0	0	0	0
Other multi-racial:	0	0	0	0	0	0	0	0
Asian/Pacific Islander:	0	0	0	0	0	0	0	0
Hispanic:	0	0	0	0	0	0	0	0
<b>Total:</b>	<b>0</b>	<b>0</b>	<b>0</b>	<b>0</b>	<b>0</b>	<b>0</b>	<b>0</b>	<b>0</b>
Female-headed Households:	0		0		0			



U.S. Department of Housing and Urban Development  
Office of Community Planning and Development  
Integrated Disbursement and Information System  
CDBG Activity Summary Report (GPR) for Program Year 2018  
LAKELAND

Date: 20-Nov-2019

Time: 14:20

Page: 98

*Income Category:*

	<b>Owner</b>	<b>Renter</b>	<b>Total</b>	<b>Person</b>
Extremely Low	0	0	0	0
Low Mod	0	0	0	0
Moderate	0	0	0	0
Non Low Moderate	0	0	0	0
Total	0	0	0	0
Percent Low/Mod				

**Annual Accomplishments**

No data returned for this view. This might be because the applied filter excludes all data.



U.S. Department of Housing and Urban Development  
 Office of Community Planning and Development  
 Integrated Disbursement and Information System  
 CDBG Activity Summary Report (GPR) for Program Year 2018  
 LAKELAND

Date: 20-Nov-2019  
 Time: 14:20  
 Page: 99

**PGM Year:** 2018  
**Project:** 0001 - Owner Occupied Rehabilitation  
**IDIS Activity:** 1588 - Single Unit Owner Occupied Rehabilitation

**Status:** Open  
**Location:** Address Suppressed  
**Objective:** Provide decent affordable housing  
**Outcome:** Sustainability  
**Matrix Code:** Rehab; Single-Unit Residential (14A)      **National Objective:** LMH

**Initial Funding Date:** 10/29/2019

**Description:**

**Financing**

	Fund Type	Grant Year	Grant	Funded Amount	Drawn In Program Year	Drawn Thru Program Year
CDBG	EN	2017	B17MC120011	\$3,000.00	\$3,000.00	\$3,000.00
<b>Total</b>	<b>Total</b>			<b>\$3,000.00</b>	<b>\$3,000.00</b>	<b>\$3,000.00</b>

**Proposed Accomplishments**

Housing Units : 1

**Actual Accomplishments**

*Number assisted:*

	<b>Owner</b>		<b>Renter</b>		<b>Total</b>		<b>Person</b>	
	Total	Hispanic	Total	Hispanic	Total	Hispanic	Total	Hispanic
White:	0	0	0	0	0	0		0
Black/African American:	0	0	0	0	0	0	0	0
Asian:	0	0	0	0	0	0	0	0
American Indian/Alaskan Native:	0	0	0	0	0	0	0	0
Native Hawaiian/Other Pacific Islander:	0	0	0	0	0	0	0	0
American Indian/Alaskan Native & White:	0	0	0	0	0	0	0	0
Asian White:	0	0	0	0	0	0	0	0
Black/African American & White:	0	0	0	0	0	0	0	0
American Indian/Alaskan Native & Black/African American:	0	0	0	0	0	0	0	0
Other multi-racial:	0	0	0	0	0	0	0	0
Asian/Pacific Islander:	0	0	0	0	0	0	0	0
Hispanic:	0	0	0	0	0	0	0	0
<b>Total:</b>	<b>0</b>	<b>0</b>	<b>0</b>	<b>0</b>	<b>0</b>	<b>0</b>	<b>0</b>	<b>0</b>
Female-headed Households:	0		0		0			



U.S. Department of Housing and Urban Development  
Office of Community Planning and Development  
Integrated Disbursement and Information System  
CDBG Activity Summary Report (GPR) for Program Year 2018  
LAKELAND

Date: 20-Nov-2019

Time: 14:20

Page: 100

*Income Category:*

	<b>Owner</b>	<b>Renter</b>	<b>Total</b>	<b>Person</b>
Extremely Low	0	0	0	0
Low Mod	0	0	0	0
Moderate	0	0	0	0
Non Low Moderate	0	0	0	0
Total	0	0	0	0
Percent Low/Mod				

**Annual Accomplishments**

No data returned for this view. This might be because the applied filter excludes all data.



U.S. Department of Housing and Urban Development  
 Office of Community Planning and Development  
 Integrated Disbursement and Information System  
 CDBG Activity Summary Report (GPR) for Program Year 2018  
 LAKELAND

Date: 20-Nov-2019  
 Time: 14:20  
 Page: 101

**PGM Year:** 2018  
**Project:** 0001 - Owner Occupied Rehabilitation  
**IDIS Activity:** 1589 - Single Unit Owner Occupied Rehabilitation

**Status:** Open  
**Location:** Address Suppressed

**Objective:** Provide decent affordable housing  
**Outcome:** Sustainability  
**Matrix Code:** Rehab; Single-Unit Residential (14A)      **National Objective:** LMH

**Initial Funding Date:** 10/29/2019

**Description:**  
 Minor repairs to owner occupied homeowner home.

**Financing**

	Fund Type	Grant Year	Grant	Funded Amount	Drawn In Program Year	Drawn Thru Program Year
CDBG	EN	2017	B17MC120011	\$631.72	\$145.00	\$145.00
		2018	B18MC120011	\$5,050.00	\$0.00	\$0.00
<b>Total</b>	<b>Total</b>			<b>\$5,681.72</b>	<b>\$145.00</b>	<b>\$145.00</b>

**Proposed Accomplishments**

Housing Units : 1

**Actual Accomplishments**

Number assisted:

	Owner		Renter		Total		Person	
	Total	Hispanic	Total	Hispanic	Total	Hispanic	Total	Hispanic
White:	0	0	0	0	0	0		0
Black/African American:	0	0	0	0	0	0	0	0
Asian:	0	0	0	0	0	0	0	0
American Indian/Alaskan Native:	0	0	0	0	0	0	0	0
Native Hawaiian/Other Pacific Islander:	0	0	0	0	0	0	0	0
American Indian/Alaskan Native & White:	0	0	0	0	0	0	0	0
Asian White:	0	0	0	0	0	0	0	0
Black/African American & White:	0	0	0	0	0	0	0	0
American Indian/Alaskan Native & Black/African American:	0	0	0	0	0	0	0	0
Other multi-racial:	0	0	0	0	0	0	0	0
Asian/Pacific Islander:	0	0	0	0	0	0	0	0
Hispanic:	0	0	0	0	0	0	0	0
<b>Total:</b>	<b>0</b>	<b>0</b>	<b>0</b>	<b>0</b>	<b>0</b>	<b>0</b>	<b>0</b>	<b>0</b>
Female-headed Households:	0		0		0			





U.S. Department of Housing and Urban Development  
Office of Community Planning and Development  
Integrated Disbursement and Information System  
CDBG Activity Summary Report (GPR) for Program Year 2018  
LAKELAND

Date: 20-Nov-2019

Time: 14:20

Page: 102

*Income Category:*

	<b>Owner</b>	<b>Renter</b>	<b>Total</b>	<b>Person</b>
Extremely Low	0	0	0	0
Low Mod	0	0	0	0
Moderate	0	0	0	0
Non Low Moderate	0	0	0	0
Total	0	0	0	0
Percent Low/Mod				

**Annual Accomplishments**

No data returned for this view. This might be because the applied filter excludes all data.



U.S. Department of Housing and Urban Development  
Office of Community Planning and Development  
Integrated Disbursement and Information System  
CDBG Activity Summary Report (GPR) for Program Year 2018  
LAKELAND

Date: 20-Nov-2019

Time: 14:20

Page: 103

---

<b>Total Funded Amount:</b>	<b>\$1,684,489.22</b>
<b>Total Drawn Thru Program Year:</b>	<b>\$1,490,929.85</b>
<b>Total Drawn In Program Year:</b>	<b>\$940,694.23</b>



U.S. Department of Housing and Urban Development  
 Office of Community Planning and Development  
 Integrated Disbursement and Information System

DATE: 11-20-19  
 TIME: 14:47  
 PAGE: 1

Status of Open Activities and Activities Completed/Cancelled in the Last Year Activities -  
 Lakeland, FL

IDIS - PR22

Tenure Type	Activity Type	IDIS Activity	Activity Address	Activity Status	Status Date	Total Units	Home Units	Initial Funding Date	Committed Amount	Drawn Amount	PCT
Homebuyer	ACQUISITION ONLY	1575	1635 Huntington St , Lakeland FL, 33801	Completed	08/12/19	1	1	04/30/19	\$16,000.00	\$16,000.00	100.00%
Homebuyer	ACQUISITION ONLY	1579	431 Griffin Rd , Lakeland FL, 33805	Completed	08/26/19	1	1	07/16/19	\$16,000.00	\$16,000.00	100.00%
Homebuyer	ACQUISITION ONLY	1580	715 W Robson St , Lakeland FL, 33805	Completed	08/26/19	1	1	07/16/19	\$24,000.00	\$24,000.00	100.00%
Homeowner Rehab	REHABILITATION	1541	1006 W 13th St , Lakeland FL, 33805	Completed	02/06/19	1	1	05/14/18	\$90,010.87	\$90,010.87	100.00%
Homeowner Rehab	REHABILITATION	1545	1130 Atlantic Rd , Lakeland FL, 33805	Completed	07/08/19	1	1	06/01/18	\$61,882.52	\$61,882.52	100.00%
Homeowner Rehab	REHABILITATION	1548	618 N Missouri Ave , Lakeland FL, 33815	Completed	08/15/19	1	1	07/24/18	\$20,157.02	\$20,157.02	100.00%
Homeowner Rehab	REHABILITATION	1581	214 Union Dr , Lakeland FL, 33805	Open	11/05/19	0	0	07/16/19	\$102,000.00	\$10,617.11	10.41%



U.S. Department of Housing and Urban Development  
 Office of Community Planning and Development  
 Integrated Disbursement and Information System  
 PR 25 - Status of CHDO Funds by Fiscal Year Report  
 LAKELAND, FL

DATE: 11-20-19  
 TIME: 14:48  
 PAGE: 1

**Funds Not Subgranted To CHDOS**

Fiscal Year	Fund Type	Balance to Reserve
2019	CHDO RESERVE CR	\$54,444.90
<b>Total For 2019 Funds (CR+CC+CL)</b>		<b>\$54,444.90</b>
<b>Total For 2019 Funds (CO)</b>		<b>\$0.00</b>

**Funds Not Subgranted To CHDOS**

Fiscal Year	Fund Type	Balance to Reserve
2018	CHDO RESERVE CR	\$62,876.10
<b>Total For 2018 Funds (CR+CC+CL)</b>		<b>\$62,876.10</b>
<b>Total For 2018 Funds (CO)</b>		<b>\$0.00</b>

**Funds Not Subgranted To CHDOS**

Fiscal Year	Fund Type	Balance to Reserve
2017	CHDO RESERVE CR	\$46,731.75
<b>Total For 2017 Funds (CR+CC+CL)</b>		<b>\$46,731.75</b>
<b>Total For 2017 Funds (CO)</b>		<b>\$0.00</b>

**Funds Subgranted To CHDOS**

Fiscal Year	CHDO Name	Fund Type	Amount Reserved	Amount Committed	Balance to Commit	% Committed Reserved	Amount Disbursed	% Disbursed Committed
2016	KEYSTONE CHALLENGE FUND, INC.	CR	\$64,327.70	\$64,327.70	--	100.0%	\$64,327.70	100.0%
<b>Fund Type Total for 2016</b>		<b>CR</b>	<b>\$64,327.70</b>	<b>\$64,327.70</b>	<b>\$0.00</b>	<b>100.0%</b>	<b>\$64,327.70</b>	<b>100.0%</b>
<b>Total For 2016 Funds (CR+CC+CL)</b>			<b>\$64,327.70</b>					
<b>Total For 2016 Funds (CO)</b>			<b>\$0.00</b>					



**PART I: SUMMARY OF CDBG RESOURCES**

01 UNEXPENDED CDBG FUNDS AT END OF PREVIOUS PROGRAM YEAR	672,141.55
02 ENTITLEMENT GRANT	977,622.00
03 SURPLUS URBAN RENEWAL	0.00
04 SECTION 108 GUARANTEED LOAN FUNDS	0.00
05 CURRENT YEAR PROGRAM INCOME	300,817.14
05a CURRENT YEAR SECTION 108 PROGRAM INCOME (FOR SI TYPE)	0.00
06 FUNDS RETURNED TO THE LINE-OF-CREDIT	0.00
06a FUNDS RETURNED TO THE LOCAL CDBG ACCOUNT	0.00
07 ADJUSTMENT TO COMPUTE TOTAL AVAILABLE	0.00
08 TOTAL AVAILABLE (SUM, LINES 01-07)	1,950,580.69

**PART II: SUMMARY OF CDBG EXPENDITURES**

09 DISBURSEMENTS OTHER THAN SECTION 108 REPAYMENTS AND PLANNING/ADMINISTRATION	827,845.82
10 ADJUSTMENT TO COMPUTE TOTAL AMOUNT SUBJECT TO LOW/MOD BENEFIT	0.00
11 AMOUNT SUBJECT TO LOW/MOD BENEFIT (LINE 09 + LINE 10)	827,845.82
12 DISBURSED IN IDIS FOR PLANNING/ADMINISTRATION	112,848.41
13 DISBURSED IN IDIS FOR SECTION 108 REPAYMENTS	0.00
14 ADJUSTMENT TO COMPUTE TOTAL EXPENDITURES	0.00
15 TOTAL EXPENDITURES (SUM, LINES 11-14)	940,694.23
16 UNEXPENDED BALANCE (LINE 08 - LINE 15)	1,009,886.46

**PART III: LOWMOD BENEFIT THIS REPORTING PERIOD**

17 EXPENDED FOR LOW/MOD HOUSING IN SPECIAL AREAS	0.00
18 EXPENDED FOR LOW/MOD MULTI-UNIT HOUSING	0.00
19 DISBURSED FOR OTHER LOW/MOD ACTIVITIES	827,845.82
20 ADJUSTMENT TO COMPUTE TOTAL LOW/MOD CREDIT	0.00
21 TOTAL LOW/MOD CREDIT (SUM, LINES 17-20)	827,845.82
22 PERCENT LOW/MOD CREDIT (LINE 21/LINE 11)	100.00%

**LOW/MOD BENEFIT FOR MULTI-YEAR CERTIFICATIONS**

23 PROGRAM YEARS(PY) COVERED IN CERTIFICATION	PY: PY: PY:
24 CUMULATIVE NET EXPENDITURES SUBJECT TO LOW/MOD BENEFIT CALCULATION	0.00
25 CUMULATIVE EXPENDITURES BENEFITING LOW/MOD PERSONS	0.00
26 PERCENT BENEFIT TO LOW/MOD PERSONS (LINE 25/LINE 24)	0.00%

**PART IV: PUBLIC SERVICE (PS) CAP CALCULATIONS**

27 DISBURSED IN IDIS FOR PUBLIC SERVICES	122,611.74
28 PS UNLIQUIDATED OBLIGATIONS AT END OF CURRENT PROGRAM YEAR	0.00
29 PS UNLIQUIDATED OBLIGATIONS AT END OF PREVIOUS PROGRAM YEAR	0.00
30 ADJUSTMENT TO COMPUTE TOTAL PS OBLIGATIONS	0.00
31 TOTAL PS OBLIGATIONS (LINE 27 + LINE 28 - LINE 29 + LINE 30)	122,611.74
32 ENTITLEMENT GRANT	977,622.00
33 PRIOR YEAR PROGRAM INCOME	3,641.82
34 ADJUSTMENT TO COMPUTE TOTAL SUBJECT TO PS CAP	0.00
35 TOTAL SUBJECT TO PS CAP (SUM, LINES 32-34)	981,263.82
36 PERCENT FUNDS OBLIGATED FOR PS ACTIVITIES (LINE 31/LINE 35)	12.50%

**PART V: PLANNING AND ADMINISTRATION (PA) CAP**

37 DISBURSED IN IDIS FOR PLANNING/ADMINISTRATION	112,848.41
38 PA UNLIQUIDATED OBLIGATIONS AT END OF CURRENT PROGRAM YEAR	0.00
39 PA UNLIQUIDATED OBLIGATIONS AT END OF PREVIOUS PROGRAM YEAR	0.00
40 ADJUSTMENT TO COMPUTE TOTAL PA OBLIGATIONS	0.00
41 TOTAL PA OBLIGATIONS (LINE 37 + LINE 38 - LINE 39 +LINE 40)	112,848.41
42 ENTITLEMENT GRANT	977,622.00
43 CURRENT YEAR PROGRAM INCOME	300,817.14
44 ADJUSTMENT TO COMPUTE TOTAL SUBJECT TO PA CAP	0.00
45 TOTAL SUBJECT TO PA CAP (SUM, LINES 42-44)	1,278,439.14
46 PERCENT FUNDS OBLIGATED FOR PA ACTIVITIES (LINE 41/LINE 45)	8.83%

**LINE 17 DETAIL: ACTIVITIES TO CONSIDER IN DETERMINING THE AMOUNT TO ENTER ON LINE 17**

Report returned no data.

**LINE 18 DETAIL: ACTIVITIES TO CONSIDER IN DETERMINING THE AMOUNT TO ENTER ON LINE 18**

Report returned no data.

LINE 19 DETAIL: ACTIVITIES INCLUDED IN THE COMPUTATION OF LINE 19

Plan Year	IDIS Project	IDIS Activity	Voucher Number	Activity Name	Matrix Code	National Objective
2018	19	1569	6244138	Talbot House Ministries	03T	LMC
					<b>03T</b>	<b>Matrix Code 03T</b>
2018	21	1571	6286320	Volunteers in Service to the Elderly	05A	LMC
					<b>05A</b>	<b>Matrix Code 05A</b>
2018	9	1558	6320010	Simpson Park Summer Recreation	05D	LMC
2018	10	1561	6286320	Coleman Bush Building Summer Tutoring	05D	LMC
2018	10	1561	6298749	Coleman Bush Building Summer Tutoring	05D	LMC
2018	11	1557	6219551	After School Fall Tutoring at Coleman	05D	LMC
2018	11	1557	6227858	After School Fall Tutoring at Coleman	05D	LMC
2018	11	1557	6253953	After School Fall Tutoring at Coleman	05D	LMC
2018	11	1557	6261513	After School Fall Tutoring at Coleman	05D	LMC
2018	11	1557	6266528	After School Fall Tutoring at Coleman	05D	LMC
2018	11	1557	6283018	After School Fall Tutoring at Coleman	05D	LMC
2018	11	1557	6320010	After School Fall Tutoring at Coleman	05D	LMC
2018	12	1562	6219551	Coleman Bush After School Youth	05D	LMC
2018	12	1562	6227858	Coleman Bush After School Youth	05D	LMC
2018	12	1562	6253953	Coleman Bush After School Youth	05D	LMC
2018	12	1562	6261513	Coleman Bush After School Youth	05D	LMC
2018	12	1562	6266528	Coleman Bush After School Youth	05D	LMC
2018	12	1562	6283018	Coleman Bush After School Youth	05D	LMC
2018	12	1562	6298749	Coleman Bush After School Youth	05D	LMC
2018	12	1562	6306623	Coleman Bush After School Youth	05D	LMC
2018	13	1563	6219551	Simpson Park Art Classes	05D	LMC
2018	13	1563	6227858	Simpson Park Art Classes	05D	LMC
2018	13	1563	6253953	Simpson Park Art Classes	05D	LMC
2018	13	1563	6261513	Simpson Park Art Classes	05D	LMC
2018	13	1563	6266528	Simpson Park Art Classes	05D	LMC
2018	13	1563	6286320	Simpson Park Art Classes	05D	LMC
2018	13	1563	6298749	Simpson Park Art Classes	05D	LMC
2018	13	1563	6320010	Simpson Park Art Classes	05D	LMC
2018	14	1564	6219551	Simpson Park Dance Lesson	05D	LMC
2018	14	1564	6227858	Simpson Park Dance Lesson	05D	LMC
2018	14	1564	6253953	Simpson Park Dance Lesson	05D	LMC
2018	14	1564	6261513	Simpson Park Dance Lesson	05D	LMC
2018	14	1564	6286320	Simpson Park Dance Lesson	05D	LMC
2018	14	1564	6306623	Simpson Park Dance Lesson	05D	LMC
2018	15	1565	6320010	Simpson Park Summer Swimming Lessons	05D	LMC
2018	16	1566	6320010	Boys and Girls Club Summer and After	05D	LMC
					<b>05D</b>	<b>Matrix Code 05D</b>
2018	17	1567	6244138	Lakeland Volunteers in Medicine	05M	LMC
2018	17	1567	6266528	Lakeland Volunteers in Medicine	05M	LMC
2018	17	1567	6298749	Lakeland Volunteers in Medicine	05M	LMC
					<b>05M</b>	<b>Matrix Code 05M</b>
2018	20	1570	6266528	The Salvation Army	05Z	LMC
2018	20	1570	6320010	The Salvation Army	05Z	LMC
					<b>05Z</b>	<b>Matrix Code 05Z</b>
2019	3	1582	6298749	Temporary Relocation	08	LMC
2019	3	1586	6306623	Temporary Relocation	08	LMH
					<b>08</b>	<b>Matrix Code 08</b>
2017	1	1540	6219035	Single Unit Residential Rehabilitation	14A	LMH
2017	1	1540	6227858	Single Unit Residential Rehabilitation	14A	LMH
2017	1	1542	6219035	Single Unit Residential Rehabilitation	14A	LMH
2017	1	1542	6244138	Single Unit Residential Rehabilitation	14A	LMH
2017	1	1542	6253953	Single Unit Residential Rehabilitation	14A	LMH
2017	1	1542	6261513	Single Unit Residential Rehabilitation	14A	LMH
2017	1	1542	6266528	Single Unit Residential Rehabilitation	14A	LMH
2017	1	1552	6219035	Single Unit Residential Rehabilitation	14A	LMH
2017	1	1552	6227858	Single Unit Residential Rehabilitation	14A	LMH
2017	1	1552	6244138	Single Unit Residential Rehabilitation	14A	LMH
2017	1	1552	6261513	Single Unit Residential Rehabilitation	14A	LMH
2017	1	1552	6283018	Single Unit Residential Rehabilitation	14A	LMH

2017	1	1552	6286320	Single Unit Residential Rehabilitation	14A	LMH	
2017	1	1553	6219035	Single Unit Residential Rehabilitation	14A	LMH	
2017	1	1553	6227858	Single Unit Residential Rehabilitation	14A	LMH	
2017	1	1553	6261513	Single Unit Residential Rehabilitation	14A	LMH	
2017	1	1553	6266528	Single Unit Residential Rehabilitation	14A	LMH	
2017	1	1553	6283018	Single Unit Residential Rehabilitation	14A	LMH	
2017	1	1553	6286320	Single Unit Residential Rehabilitation	14A	LMH	
2017	1	1554	6219035	Single Unit Residential Rehabilitation	14A	LMH	
2017	1	1554	6219551	Single Unit Residential Rehabilitation	14A	LMH	
2018	1	1572	6219035	Single Unit Residential Rehabilitation	14A	LMH	
2018	1	1572	6227858	Single Unit Residential Rehabilitation	14A	LMH	
2018	1	1572	6244138	Single Unit Residential Rehabilitation	14A	LMH	
2018	1	1572	6253953	Single Unit Residential Rehabilitation	14A	LMH	
2018	1	1574	6261513	Single Unit Residential Rehabilitation	14A	LMH	
2018	1	1574	6266528	Single Unit Residential Rehabilitation	14A	LMH	
2018	1	1574	6283018	Single Unit Residential Rehabilitation	14A	LMH	
2018	1	1574	6286320	Single Unit Residential Rehabilitation	14A	LMH	
2018	1	1576	6283018	Single Unit Residential Rehabilitation	14A	LMH	
2018	1	1576	6286320	Single Unit Residential Rehabilitation	14A	LMH	
2018	1	1576	6298749	Single Unit Residential Rehabilitation	14A	LMH	
2018	1	1576	6306623	Single Unit Residential Rehabilitation	14A	LMH	
2018	1	1577	6286320	Single Unit Residential Rehabilitation	14A	LMH	
2018	1	1577	6298749	Single Unit Residential Rehabilitation	14A	LMH	
2018	1	1577	6306623	Single Unit Residential Rehabilitation	14A	LMH	
2018	1	1578	6286320	Single Unit Residential Rehabilitation	14A	LMH	
2018	1	1578	6298749	Single Unit Residential Rehabilitation	14A	LMH	
2018	1	1578	6306623	Single Unit Residential Rehabilitation	14A	LMH	
2018	1	1578	6320010	Single Unit Residential Rehabilitation	14A	LMH	
2018	1	1588	6320010	Single Unit Owner Occupied Rehabilitation	14A	LMH	
2018	1	1589	6320010	Single Unit Owner Occupied Rehabilitation	14A	LMH	
2019	1	1583	6306623	Single Unit Residential Rehabilitation	14A	LMH	
2019	1	1583	6320010	Single Unit Residential Rehabilitation	14A	LMH	
2019	1	1584	6298749	Single Unit Residential Rehabilitation	14A	LMH	
2019	1	1584	6306623	Single Unit Residential Rehabilitation	14A	LMH	
2019	1	1584	6320010	Single Unit Residential Rehabilitation	14A	LMH	
2019	1	1585	6306623	Single Unit Residential Rehabilitation	14A	LMH	
2019	1	1585	6320010	Single Unit Residential Rehabilitation	14A	LMH	
2019	1	1587	6306623	Single Unit Residential Rehabilitation	14A	LMH	
2019	1	1587	6320010	Single Unit Residential Rehabilitation	14A	LMH	
					<b>14A</b>	<b>Matrix Code 14A</b>	
2018	5	1560	6219035	Housing Rehabilitation Staff-Activity	14H	LMH	
2018	5	1560	6219551	Housing Rehabilitation Staff-Activity	14H	LMH	
2018	5	1560	6227858	Housing Rehabilitation Staff-Activity	14H	LMH	
2018	5	1560	6244138	Housing Rehabilitation Staff-Activity	14H	LMH	
2018	5	1560	6253953	Housing Rehabilitation Staff-Activity	14H	LMH	
2018	5	1560	6261513	Housing Rehabilitation Staff-Activity	14H	LMH	
2018	5	1560	6266528	Housing Rehabilitation Staff-Activity	14H	LMH	
2018	5	1560	6283018	Housing Rehabilitation Staff-Activity	14H	LMH	
2018	5	1560	6286320	Housing Rehabilitation Staff-Activity	14H	LMH	
2018	5	1560	6298749	Housing Rehabilitation Staff-Activity	14H	LMH	
2018	5	1560	6306623	Housing Rehabilitation Staff-Activity	14H	LMH	
2018	5	1560	6320010	Housing Rehabilitation Staff-Activity	14H	LMH	
					<b>14H</b>	<b>Matrix Code 14H</b>	
2018	6	1559	6219035	Code Enforcement	15	LMA	
2018	6	1559	6219551	Code Enforcement	15	LMA	
2018	6	1559	6227858	Code Enforcement	15	LMA	
2018	6	1559	6244138	Code Enforcement	15	LMA	
2018	6	1559	6253953	Code Enforcement	15	LMA	
2018	6	1559	6261513	Code Enforcement	15	LMA	
2018	6	1559	6266528	Code Enforcement	15	LMA	
2018	6	1559	6283018	Code Enforcement	15	LMA	
2018	6	1559	6286320	Code Enforcement	15	LMA	
2018	6	1559	6298749	Code Enforcement	15	LMA	
2018	6	1559	6306623	Code Enforcement	15	LMA	
2018	6	1559	6320010	Code Enforcement	15	LMA	
					<b>15</b>	<b>Matrix Code 15</b>	
<b>Total</b>							

**LINE 27 DETAIL: ACTIVITIES INCLUDED IN THE COMPUTATION OF LINE 27**

<b>Plan Year</b>	<b>IDIS Project</b>	<b>IDIS Activity</b>	<b>Voucher Number</b>	<b>Activity Name</b>	<b>Matrix Code</b>	<b>National Objective</b>
2018	19	1569	6244138	Talbot House Ministries	03T	LMC
					<b>03T</b>	<b>Matrix Code 03T</b>
2018	21	1571	6286320	Volunteers in Service to the Elderly	05A	LMC
					<b>05A</b>	<b>Matrix Code 05A</b>
2018	9	1558	6320010	Simpson Park Summer Recreation	05D	LMC
2018	10	1561	6286320	Coleman Bush Building Summer Tutoring	05D	LMC
2018	10	1561	6298749	Coleman Bush Building Summer Tutoring	05D	LMC
2018	11	1557	6219551	After School Fall Tutoring at Coleman	05D	LMC
2018	11	1557	6227858	After School Fall Tutoring at Coleman	05D	LMC
2018	11	1557	6253953	After School Fall Tutoring at Coleman	05D	LMC
2018	11	1557	6261513	After School Fall Tutoring at Coleman	05D	LMC
2018	11	1557	6266528	After School Fall Tutoring at Coleman	05D	LMC
2018	11	1557	6283018	After School Fall Tutoring at Coleman	05D	LMC
2018	11	1557	6320010	After School Fall Tutoring at Coleman	05D	LMC
2018	12	1562	6219551	Coleman Bush After School Youth	05D	LMC
2018	12	1562	6227858	Coleman Bush After School Youth	05D	LMC
2018	12	1562	6253953	Coleman Bush After School Youth	05D	LMC
2018	12	1562	6261513	Coleman Bush After School Youth	05D	LMC
2018	12	1562	6266528	Coleman Bush After School Youth	05D	LMC
2018	12	1562	6283018	Coleman Bush After School Youth	05D	LMC
2018	12	1562	6298749	Coleman Bush After School Youth	05D	LMC
2018	12	1562	6306623	Coleman Bush After School Youth	05D	LMC
2018	13	1563	6219551	Simpson Park Art Classes	05D	LMC
2018	13	1563	6227858	Simpson Park Art Classes	05D	LMC
2018	13	1563	6253953	Simpson Park Art Classes	05D	LMC
2018	13	1563	6261513	Simpson Park Art Classes	05D	LMC
2018	13	1563	6266528	Simpson Park Art Classes	05D	LMC
2018	13	1563	6286320	Simpson Park Art Classes	05D	LMC
2018	13	1563	6298749	Simpson Park Art Classes	05D	LMC
2018	13	1563	6320010	Simpson Park Art Classes	05D	LMC
2018	14	1564	6219551	Simpson Park Dance Lesson	05D	LMC
2018	14	1564	6227858	Simpson Park Dance Lesson	05D	LMC
2018	14	1564	6253953	Simpson Park Dance Lesson	05D	LMC
2018	14	1564	6261513	Simpson Park Dance Lesson	05D	LMC
2018	14	1564	6286320	Simpson Park Dance Lesson	05D	LMC
2018	14	1564	6306623	Simpson Park Dance Lesson	05D	LMC
2018	15	1565	6320010	Simpson Park Summer Swimming Lessons	05D	LMC
2018	16	1566	6320010	Boys and Girls Club Summer and After	05D	LMC
					<b>05D</b>	<b>Matrix Code 05D</b>
2018	17	1567	6244138	Lakeland Volunteers in Medicine	05M	LMC
2018	17	1567	6266528	Lakeland Volunteers in Medicine	05M	LMC
2018	17	1567	6298749	Lakeland Volunteers in Medicine	05M	LMC
					<b>05M</b>	<b>Matrix Code 05M</b>
2018	20	1570	6266528	The Salvation Army	05Z	LMC
2018	20	1570	6320010	The Salvation Army	05Z	LMC
					<b>05Z</b>	<b>Matrix Code 05Z</b>
<b>Total</b>						

**LINE 37 DETAIL: ACTIVITIES INCLUDED IN THE COMPUTATION OF LINE 37**

<b>Plan Year</b>	<b>IDIS Project</b>	<b>IDIS Activity</b>	<b>Voucher Number</b>	<b>Activity Name</b>	<b>Matrix Code</b>
2018	7	1556	6219035	General Program Administration	21A
2018	7	1556	6219551	General Program Administration	21A
2018	7	1556	6227858	General Program Administration	21A
2018	7	1556	6228481	General Program Administration	21A
2018	7	1556	6244138	General Program Administration	21A
2018	7	1556	6253953	General Program Administration	21A
2018	7	1556	6261513	General Program Administration	21A
2018	7	1556	6266528	General Program Administration	21A
2018	7	1556	6283018	General Program Administration	21A
2018	7	1556	6286320	General Program Administration	21A



2018	7	1556	6298749	General Program Administration	21A		
2018	7	1556	6306623	General Program Administration	21A		
2018	7	1556	6320010	General Program Administration	21A		
					<b>21A</b>	<b>Matrix Code 21A</b>	— 4 — 4
<b>Total</b>							



**Draw  
Amount**

\$10,000.00

**\$10,000.00**

\$22,500.00

**\$22,500.00**

\$23,550.00

\$1,600.00

\$1,600.00

\$1,500.00

\$2,137.50

\$1,312.50

\$975.00

\$2,437.50

\$1,237.50

\$1,312.50

\$150.00

\$300.00

\$200.00

\$150.00

\$275.00

\$150.00

\$375.00

\$175.00

\$200.00

\$400.00

\$280.00

\$240.00

\$520.00

\$1,059.90

\$21.89

\$17.45

\$60.00

\$360.00

\$140.00

\$175.00

\$420.00

\$280.00

\$4,000.00

\$10,000.00

**\$57,611.74**

\$7,500.00

\$7,500.00

\$7,500.00

**\$22,500.00**

\$6,081.98

\$3,918.02

**\$10,000.00**

\$1,400.00

\$1,400.00

**\$2,800.00**

\$17,955.00

\$275.00

\$32,438.70

\$23,170.50

\$9,268.20

\$825.00

\$9,510.44

\$21.60

\$13.00

\$2,435.51

\$32,008.10

\$29,801.08

\$275.00  
\$435.25  
\$13.00  
\$3,500.00  
\$9,505.04  
\$46,406.96  
\$275.00  
\$28,063.80  
\$20,302.20  
\$85.00  
\$25,682.75  
\$12,114.70  
\$3,109.00  
\$55.00  
\$111.45  
\$15,127.88  
\$262.06  
\$320.00  
\$13.00  
\$19,180.85  
\$12.00  
\$9,193.00  
\$14,430.00  
\$943.00  
\$238.00  
\$99.70  
\$24.00  
\$9,329.94  
\$3,000.00  
\$145.00  
\$680.50  
\$9,268.20  
\$255.00  
\$172.90  
\$31,154.18  
\$563.00  
\$260.00  
\$13.00  
\$21,722.70  
**‡444,064.19**  
\$7,342.16  
\$19,708.25  
\$15,381.74  
\$14,228.43  
\$14,064.81  
\$13,680.13  
\$14,110.62  
\$24,747.67  
\$16,512.45  
\$16,419.08  
\$16,257.04  
\$26,547.65  
**‡199,000.03**  
\$2,288.04  
\$6,860.04  
\$4,576.03  
\$4,591.65  
\$2,365.52  
\$1,023.85  
\$4,718.86  
\$8,639.10  
\$5,342.39  
\$5,342.38  
\$5,342.39  
\$8,279.61  
**\$59,369.86**  
**‡827,845.82**

**Draw  
Amount**

\$10,000.00  
**\$10,000.00**  
\$22,500.00  
**\$22,500.00**  
\$23,550.00  
\$1,600.00  
\$1,600.00  
\$1,500.00  
\$2,137.50  
\$1,312.50  
\$975.00  
\$2,437.50  
\$1,237.50  
\$1,312.50  
\$150.00  
\$300.00  
\$200.00  
\$150.00  
\$275.00  
\$150.00  
\$375.00  
\$175.00  
\$200.00  
\$400.00  
\$280.00  
\$240.00  
\$520.00  
\$1,059.90  
\$21.89  
\$17.45  
\$60.00  
\$360.00  
\$140.00  
\$175.00  
\$420.00  
\$280.00  
\$4,000.00  
\$10,000.00  
**\$57,611.74**  
\$7,500.00  
\$7,500.00  
\$7,500.00  
**\$22,500.00**  
\$6,081.98  
\$3,918.02  
**\$10,000.00**  
**\$122,611.74**

**Draw  
Amount**

\$2,931.93  
\$8,453.58  
\$6,942.35  
\$76.51  
\$4,749.71  
\$6,136.94  
\$10,205.44  
\$9,150.90  
\$15,425.04  
\$10,574.68

\$9,207.84

\$11,139.96

\$17,853.53

‡112,848.41

‡112,848.41



U.S. Department of Housing and Urban Development  
 Office of Community Planning and Development  
 Integrated Disbursement and Information System  
 Status of HOME Grants  
 LAKELAND

DATE: 11-20-19  
 TIME: 14:50  
 PAGE: 1

IDIS - PR27

Commitments from Authorized Funds

Fiscal Year	Total Authorization	Admin/CHDO OP Authorization	CR/CL/CC – Amount Committed to CHDOS	% CHDO Cmtd	SU Funds-Subgrants to Other Entities	EN Funds-PJ Committed to Activities	Total Authorized Commitments	% of Auth Cmtd
1995	\$382,000.00	\$49,100.00	\$57,300.00	15.0%	\$0.00	\$275,600.00	\$382,000.00	100.0%
1996	\$379,000.00	\$48,950.00	\$60,000.00	15.8%	\$0.00	\$270,050.00	\$379,000.00	100.0%
1997	\$369,000.00	\$48,450.00	\$55,350.00	15.0%	\$0.00	\$265,200.00	\$369,000.00	100.0%
1998	\$393,000.00	\$44,650.00	\$58,950.00	15.0%	\$0.00	\$289,400.00	\$393,000.00	100.0%
1999	\$425,000.00	\$46,250.00	\$63,750.00	15.0%	\$0.00	\$315,000.00	\$425,000.00	100.0%
2000	\$424,000.00	\$45,400.00	\$63,600.00	15.0%	\$0.00	\$315,000.00	\$424,000.00	100.0%
2001	\$472,000.00	\$55,300.00	\$70,800.00	15.0%	\$0.00	\$345,900.00	\$472,000.00	100.0%
2002	\$470,000.00	\$58,750.00	\$70,500.00	15.0%	\$0.00	\$340,750.00	\$470,000.00	100.0%
2003	\$470,922.55	\$41,773.00	\$70,638.00	14.9%	\$0.00	\$358,511.55	\$470,922.55	100.0%
2004	\$479,330.00	\$59,885.00	\$71,900.00	15.0%	\$0.00	\$347,545.00	\$479,330.00	100.0%
2005	\$466,360.00	\$64,696.69	\$69,954.00	15.0%	\$0.00	\$331,709.31	\$466,360.00	100.0%
2006	\$438,386.00	\$50,289.64	\$65,758.00	15.0%	\$0.00	\$322,338.36	\$438,386.00	100.0%
2007	\$436,671.00	\$43,667.10	\$76,417.65	17.5%	\$0.00	\$316,586.25	\$436,671.00	100.0%
2008	\$421,062.00	\$42,106.20	\$76,000.00	18.0%	\$0.00	\$302,955.80	\$421,062.00	100.0%
2009	\$474,806.00	\$47,480.60	\$83,220.00	17.5%	\$0.00	\$344,105.40	\$474,806.00	100.0%
2010	\$472,097.00	\$47,209.70	\$83,091.00	17.6%	\$0.00	\$341,796.30	\$472,097.00	100.0%
2011	\$417,336.00	\$41,733.60	\$73,538.00	17.6%	\$0.00	\$302,064.40	\$417,336.00	100.0%
2012	\$313,425.00	\$31,342.50	\$47,013.75	15.0%	\$0.00	\$235,068.75	\$313,425.00	100.0%
2013	\$295,047.00	\$29,504.70	\$44,257.05	15.0%	\$0.00	\$221,285.25	\$295,047.00	100.0%
2014	\$325,616.00	\$32,561.60	\$51,640.00	15.8%	\$0.00	\$241,414.40	\$325,616.00	100.0%
2015	\$300,988.00	\$30,098.80	\$55,551.80	18.4%	\$0.00	\$215,337.40	\$300,988.00	100.0%
2016	\$316,783.00	\$31,678.30	\$64,327.70	20.3%	\$0.00	\$220,777.00	\$316,783.00	100.0%
2017	\$311,545.00	\$31,154.50	\$0.00	0.0%	\$0.00	\$158,075.29	\$189,229.79	60.7%
2018	\$419,174.00	\$41,917.40	\$0.00	0.0%	\$0.00	\$0.00	\$41,917.40	10.0%
2019	\$362,966.00	\$36,296.60	\$0.00	0.0%	\$0.00	\$0.00	\$36,296.60	9.9%
<b>Total</b>	<b>\$10,036,514.55</b>	<b>\$1,100,245.93</b>	<b>\$1,433,556.95</b>	<b>14.2%</b>	<b>\$0.00</b>	<b>\$6,676,470.46</b>	<b>\$9,210,273.34</b>	<b>91.7%</b>



U.S. Department of Housing and Urban Development  
 Office of Community Planning and Development  
 Integrated Disbursement and Information System  
 Status of HOME Grants  
 LAKELAND

DATE: 11-20-19  
 TIME: 14:50  
 PAGE: 2

IDIS - PR27

Program Income (PI)

Program Year	Total Receipts	Amount Suballocated to PA	Amount Committed to Activities	% Committed	Net Disbursed	Disbursed Pending Approval	Total Disbursed	% Disbursed
1995	\$0.00	N/A	\$0.00	0.0%	\$0.00	\$0.00	\$0.00	0.0%
1996	\$8,066.63	N/A	\$8,066.63	100.0%	\$8,066.63	\$0.00	\$8,066.63	100.0%
1997	\$4,745.44	N/A	\$4,745.44	100.0%	\$4,745.44	\$0.00	\$4,745.44	100.0%
1998	\$0.00	N/A	\$0.00	0.0%	\$0.00	\$0.00	\$0.00	0.0%
1999	\$19,489.77	N/A	\$19,489.77	100.0%	\$19,489.77	\$0.00	\$19,489.77	100.0%
2000	\$12,973.81	N/A	\$12,973.81	100.0%	\$12,973.81	\$0.00	\$12,973.81	100.0%
2001	\$20,842.65	N/A	\$20,842.65	100.0%	\$20,842.65	\$0.00	\$20,842.65	100.0%
2002	\$39,863.84	N/A	\$39,863.84	100.0%	\$39,863.84	\$0.00	\$39,863.84	100.0%
2003	\$77,593.16	N/A	\$77,593.16	100.0%	\$77,593.16	\$0.00	\$77,593.16	100.0%
2004	\$54,877.88	N/A	\$54,877.88	100.0%	\$54,877.88	\$0.00	\$54,877.88	100.0%
2005	\$106,376.18	N/A	\$106,376.18	100.0%	\$106,376.18	\$0.00	\$106,376.18	100.0%
2006	\$97,640.39	N/A	\$97,640.39	100.0%	\$97,640.39	\$0.00	\$97,640.39	100.0%
2007	\$97,567.11	N/A	\$97,567.11	100.0%	\$97,567.11	\$0.00	\$97,567.11	100.0%
2008	\$33,492.24	N/A	\$33,492.24	100.0%	\$33,492.24	\$0.00	\$33,492.24	100.0%
2009	\$3,550.00	N/A	\$3,550.00	100.0%	\$3,550.00	\$0.00	\$3,550.00	100.0%
2010	\$14,181.12	N/A	\$14,181.12	100.0%	\$14,181.12	\$0.00	\$14,181.12	100.0%
2011	\$34,570.33	N/A	\$34,570.33	100.0%	\$34,570.33	\$0.00	\$34,570.33	100.0%
2012	\$6,216.94	\$0.00	\$6,216.94	100.0%	\$6,216.94	\$0.00	\$6,216.94	100.0%
2013	\$9,264.13	\$0.00	\$9,264.13	100.0%	\$9,264.13	\$0.00	\$9,264.13	100.0%
2014	\$12,516.59	\$0.00	\$12,516.59	100.0%	\$12,516.59	\$0.00	\$12,516.59	100.0%
2015	\$13,028.24	\$0.00	\$13,028.24	100.0%	\$13,028.24	\$0.00	\$13,028.24	100.0%
2016	\$47,982.60	\$0.00	\$47,982.60	100.0%	\$47,982.60	\$0.00	\$47,982.60	100.0%
2017	\$37,997.00	\$0.00	\$37,997.00	100.0%	\$37,997.00	\$0.00	\$37,997.00	100.0%
2018	\$900.00	\$0.00	\$900.00	100.0%	\$900.00	\$0.00	\$900.00	100.0%
2019	\$51,848.63	\$0.00	\$0.00	0.0%	\$0.00	\$0.00	\$0.00	0.0%
<b>Total</b>	<b>\$805,584.68</b>	<b>\$0.00</b>	<b>\$753,736.05</b>	<b>93.5%</b>	<b>\$753,736.05</b>	<b>\$0.00</b>	<b>\$753,736.05</b>	<b>93.5%</b>





U.S. Department of Housing and Urban Development  
 Office of Community Planning and Development  
 Integrated Disbursement and Information System  
 Status of HOME Grants  
 LAKELAND

DATE: 11-20-19  
 TIME: 14:50  
 PAGE: 3

IDIS - PR27

Program Income for Administration (PA)

Program Year	Authorized Amount	Amount Committed to Activities	% Committed	Net Disbursed	Disbursed Pending Approval	Total Disbursed	% Disbursed
2012	\$0.00	\$0.00	0.0%	\$0.00	\$0.00	\$0.00	0.0%
2013	\$0.00	\$0.00	0.0%	\$0.00	\$0.00	\$0.00	0.0%
2014	\$0.00	\$0.00	0.0%	\$0.00	\$0.00	\$0.00	0.0%
2015	\$0.00	\$0.00	0.0%	\$0.00	\$0.00	\$0.00	0.0%
2016	\$0.00	\$0.00	0.0%	\$0.00	\$0.00	\$0.00	0.0%
2017	\$0.00	\$0.00	0.0%	\$0.00	\$0.00	\$0.00	0.0%
2018	\$0.00	\$0.00	0.0%	\$0.00	\$0.00	\$0.00	0.0%
2019	\$0.00	\$0.00	0.0%	\$0.00	\$0.00	\$0.00	0.0%
<b>Total</b>	<b>\$0.00</b>	<b>\$0.00</b>	<b>0.0%</b>	<b>\$0.00</b>	<b>\$0.00</b>	<b>\$0.00</b>	<b>0.0%</b>



U.S. Department of Housing and Urban Development  
Office of Community Planning and Development  
Integrated Disbursement and Information System  
Status of HOME Grants  
LAKELAND

DATE: 11-20-19  
TIME: 14:50  
PAGE: 4

IDIS - PR27

Recaptured Homebuyer Funds (HP)

Program Year	Total Receipts	Amount Committed to Activities	% Committed	Net Disbursed	Disbursed Pending Approval	Total Disbursed	% Disbursed
2015	\$0.00	\$0.00	0.0%	\$0.00	\$0.00	\$0.00	0.0%
2016	\$0.00	\$0.00	0.0%	\$0.00	\$0.00	\$0.00	0.0%
2017	\$0.00	\$0.00	0.0%	\$0.00	\$0.00	\$0.00	0.0%
2018	\$0.00	\$0.00	0.0%	\$0.00	\$0.00	\$0.00	0.0%
2019	\$0.00	\$0.00	0.0%	\$0.00	\$0.00	\$0.00	0.0%
<b>Total</b>	<b>\$0.00</b>	<b>\$0.00</b>	<b>0.0%</b>	<b>\$0.00</b>	<b>\$0.00</b>	<b>\$0.00</b>	<b>0.0%</b>



U.S. Department of Housing and Urban Development  
 Office of Community Planning and Development  
 Integrated Disbursement and Information System  
 Status of HOME Grants  
 LAKELAND

DATE: 11-20-19  
 TIME: 14:50  
 PAGE: 5

IDIS - PR27

Repayments to Local Account (IU)

Program Year	Total Receipts	Amount Committed to Activities	% Committed	Net Disbursed	Disbursed Pending Approval	Total Disbursed	% Disbursed
2015	\$0.00	\$0.00	0.0%	\$0.00	\$0.00	\$0.00	0.0%
2016	\$0.00	\$0.00	0.0%	\$0.00	\$0.00	\$0.00	0.0%
2017	\$0.00	\$0.00	0.0%	\$0.00	\$0.00	\$0.00	0.0%
2018	\$0.00	\$0.00	0.0%	\$0.00	\$0.00	\$0.00	0.0%
2019	\$0.00	\$0.00	0.0%	\$0.00	\$0.00	\$0.00	0.0%
<b>Total</b>	<b>\$0.00</b>	<b>\$0.00</b>	<b>0.0%</b>	<b>\$0.00</b>	<b>\$0.00</b>	<b>\$0.00</b>	<b>0.0%</b>



U.S. Department of Housing and Urban Development  
 Office of Community Planning and Development  
 Integrated Disbursement and Information System  
 Status of HOME Grants  
 LAKELAND

DATE: 11-20-19  
 TIME: 14:50  
 PAGE: 6

IDIS - PR27

Disbursements from Treasury Account

Fiscal Year	Total Authorization	Disbursed	Returned	Net Disbursed	Disbursed Pending Approval	Total Disbursed	% Disb	Available to Disburse
1995	\$382,000.00	\$382,000.00	\$0.00	\$382,000.00	\$0.00	\$382,000.00	100.0%	\$0.00
1996	\$379,000.00	\$379,000.00	\$0.00	\$379,000.00	\$0.00	\$379,000.00	100.0%	\$0.00
1997	\$369,000.00	\$369,000.00	\$0.00	\$369,000.00	\$0.00	\$369,000.00	100.0%	\$0.00
1998	\$393,000.00	\$393,000.00	\$0.00	\$393,000.00	\$0.00	\$393,000.00	100.0%	\$0.00
1999	\$425,000.00	\$425,000.00	\$0.00	\$425,000.00	\$0.00	\$425,000.00	100.0%	\$0.00
2000	\$424,000.00	\$424,000.00	\$0.00	\$424,000.00	\$0.00	\$424,000.00	100.0%	\$0.00
2001	\$472,000.00	\$472,000.00	\$0.00	\$472,000.00	\$0.00	\$472,000.00	100.0%	\$0.00
2002	\$470,000.00	\$470,000.00	\$0.00	\$470,000.00	\$0.00	\$470,000.00	100.0%	\$0.00
2003	\$470,922.55	\$470,922.55	\$0.00	\$470,922.55	\$0.00	\$470,922.55	100.0%	\$0.00
2004	\$479,330.00	\$479,330.00	\$0.00	\$479,330.00	\$0.00	\$479,330.00	100.0%	\$0.00
2005	\$466,360.00	\$466,360.00	\$0.00	\$466,360.00	\$0.00	\$466,360.00	100.0%	\$0.00
2006	\$438,386.00	\$438,386.00	\$0.00	\$438,386.00	\$0.00	\$438,386.00	100.0%	\$0.00
2007	\$436,671.00	\$436,671.00	\$0.00	\$436,671.00	\$0.00	\$436,671.00	100.0%	\$0.00
2008	\$421,062.00	\$421,062.00	\$0.00	\$421,062.00	\$0.00	\$421,062.00	100.0%	\$0.00
2009	\$474,806.00	\$474,806.00	\$0.00	\$474,806.00	\$0.00	\$474,806.00	100.0%	\$0.00
2010	\$472,097.00	\$472,097.00	\$0.00	\$472,097.00	\$0.00	\$472,097.00	100.0%	\$0.00
2011	\$417,336.00	\$417,336.00	\$0.00	\$417,336.00	\$0.00	\$417,336.00	100.0%	\$0.00
2012	\$313,425.00	\$313,425.00	\$0.00	\$313,425.00	\$0.00	\$313,425.00	100.0%	\$0.00
2013	\$295,047.00	\$295,047.00	\$0.00	\$295,047.00	\$0.00	\$295,047.00	100.0%	\$0.00
2014	\$325,616.00	\$325,616.00	\$0.00	\$325,616.00	\$0.00	\$325,616.00	100.0%	\$0.00
2015	\$300,988.00	\$300,988.00	\$0.00	\$300,988.00	\$0.00	\$300,988.00	100.0%	\$0.00
2016	\$316,783.00	\$316,783.00	\$0.00	\$316,783.00	\$0.00	\$316,783.00	100.0%	\$0.00
2017	\$311,545.00	\$97,846.90	\$0.00	\$97,846.90	\$0.00	\$97,846.90	31.4%	\$213,698.10
2018	\$419,174.00	\$2,870.39	\$0.00	\$2,870.39	\$0.00	\$2,870.39	0.6%	\$416,303.61
2019	\$362,966.00	\$0.00	\$0.00	\$0.00	\$0.00	\$0.00	0.0%	\$362,966.00
<b>Total</b>	<b>\$10,036,514.55</b>	<b>\$9,043,546.84</b>	<b>\$0.00</b>	<b>\$9,043,546.84</b>	<b>\$0.00</b>	<b>\$9,043,546.84</b>	<b>90.1%</b>	<b>\$992,967.71</b>



U.S. Department of Housing and Urban Development  
 Office of Community Planning and Development  
 Integrated Disbursement and Information System  
 Status of HOME Grants  
 LAKELAND

DATE: 11-20-19  
 TIME: 14:50  
 PAGE: 7

IDIS - PR27

Home Activities Commitments/Disbursements from Treasury Account

Fiscal Year	Authorized for Activities	Amount Committed to Activities	% Cmtd	Disbursed	Returned	Net Disbursed	% Net Disb	Disbursed Pending Approval	Total Disbursed	% Disb
1995	\$332,900.00	\$332,900.00	100.0%	\$332,900.00	\$0.00	\$332,900.00	100.0%	\$0.00	\$332,900.00	100.0%
1996	\$330,050.00	\$330,050.00	100.0%	\$330,050.00	\$0.00	\$330,050.00	100.0%	\$0.00	\$330,050.00	100.0%
1997	\$320,550.00	\$320,550.00	100.0%	\$320,550.00	\$0.00	\$320,550.00	100.0%	\$0.00	\$320,550.00	100.0%
1998	\$348,350.00	\$348,350.00	100.0%	\$348,350.00	\$0.00	\$348,350.00	100.0%	\$0.00	\$348,350.00	100.0%
1999	\$378,750.00	\$378,750.00	100.0%	\$378,750.00	\$0.00	\$378,750.00	100.0%	\$0.00	\$378,750.00	100.0%
2000	\$378,600.00	\$378,600.00	100.0%	\$378,600.00	\$0.00	\$378,600.00	100.0%	\$0.00	\$378,600.00	100.0%
2001	\$416,700.00	\$416,700.00	100.0%	\$416,700.00	\$0.00	\$416,700.00	100.0%	\$0.00	\$416,700.00	100.0%
2002	\$411,250.00	\$411,250.00	100.0%	\$411,250.00	\$0.00	\$411,250.00	100.0%	\$0.00	\$411,250.00	100.0%
2003	\$429,149.55	\$429,149.55	100.0%	\$429,149.55	\$0.00	\$429,149.55	100.0%	\$0.00	\$429,149.55	100.0%
2004	\$419,445.00	\$419,445.00	100.0%	\$419,445.00	\$0.00	\$419,445.00	100.0%	\$0.00	\$419,445.00	100.0%
2005	\$401,663.31	\$401,663.31	100.0%	\$401,663.31	\$0.00	\$401,663.31	100.0%	\$0.00	\$401,663.31	100.0%
2006	\$388,096.36	\$388,096.36	100.0%	\$388,096.36	\$0.00	\$388,096.36	100.0%	\$0.00	\$388,096.36	100.0%
2007	\$393,003.90	\$393,003.90	100.0%	\$393,003.90	\$0.00	\$393,003.90	100.0%	\$0.00	\$393,003.90	100.0%
2008	\$378,955.80	\$378,955.80	100.0%	\$378,955.80	\$0.00	\$378,955.80	100.0%	\$0.00	\$378,955.80	100.0%
2009	\$427,325.40	\$427,325.40	100.0%	\$427,325.40	\$0.00	\$427,325.40	100.0%	\$0.00	\$427,325.40	100.0%
2010	\$424,887.30	\$424,887.30	100.0%	\$424,887.30	\$0.00	\$424,887.30	100.0%	\$0.00	\$424,887.30	100.0%
2011	\$375,602.40	\$375,602.40	100.0%	\$375,602.40	\$0.00	\$375,602.40	100.0%	\$0.00	\$375,602.40	100.0%
2012	\$282,082.50	\$282,082.50	100.0%	\$282,082.50	\$0.00	\$282,082.50	100.0%	\$0.00	\$282,082.50	100.0%
2013	\$265,542.30	\$265,542.30	100.0%	\$265,542.30	\$0.00	\$265,542.30	100.0%	\$0.00	\$265,542.30	100.0%
2014	\$293,054.40	\$293,054.40	100.0%	\$293,054.40	\$0.00	\$293,054.40	100.0%	\$0.00	\$293,054.40	100.0%
2015	\$270,889.20	\$270,889.20	100.0%	\$270,889.20	\$0.00	\$270,889.20	100.0%	\$0.00	\$270,889.20	100.0%
2016	\$285,104.70	\$285,104.70	100.0%	\$285,104.70	\$0.00	\$285,104.70	100.0%	\$0.00	\$285,104.70	100.0%
2017	\$280,390.50	\$158,075.29	56.3%	\$66,692.40	\$0.00	\$66,692.40	23.7%	\$0.00	\$66,692.40	23.7%
2018	\$377,256.60	\$0.00	0.0%	\$0.00	\$0.00	\$0.00	0.0%	\$0.00	\$0.00	0.0%
2019	\$326,669.40	\$0.00	0.0%	\$0.00	\$0.00	\$0.00	0.0%	\$0.00	\$0.00	0.0%
<b>Total</b>	<b>\$8,936,268.62</b>	<b>\$8,110,027.41</b>	<b>90.7%</b>	<b>\$8,018,644.52</b>	<b>\$0.00</b>	<b>\$8,018,644.52</b>	<b>89.7%</b>	<b>\$0.00</b>	<b>\$8,018,644.52</b>	<b>89.7%</b>



U.S. Department of Housing and Urban Development  
 Office of Community Planning and Development  
 Integrated Disbursement and Information System  
 Status of HOME Grants  
 LAKELAND

DATE: 11-20-19  
 TIME: 14:50  
 PAGE: 8

IDIS - PR27

Administrative Funds (AD)

Fiscal Year	Authorized Amount	Amount Committed	% Auth Cmtd	Balance to Commit	Total Disbursed	% Auth Disb	Available to Disburse
1995	\$30,000.00	\$30,000.00	100.0%	\$0.00	\$30,000.00	100.0%	\$0.00
1996	\$30,000.00	\$30,000.00	100.0%	\$0.00	\$30,000.00	100.0%	\$0.00
1997	\$30,000.00	\$30,000.00	100.0%	\$0.00	\$30,000.00	100.0%	\$0.00
1998	\$25,000.00	\$25,000.00	100.0%	\$0.00	\$25,000.00	100.0%	\$0.00
1999	\$25,000.00	\$25,000.00	100.0%	\$0.00	\$25,000.00	100.0%	\$0.00
2000	\$24,200.00	\$24,200.00	100.0%	\$0.00	\$24,200.00	100.0%	\$0.00
2001	\$31,700.00	\$31,700.00	100.0%	\$0.00	\$31,700.00	100.0%	\$0.00
2002	\$47,000.00	\$47,000.00	100.0%	\$0.00	\$47,000.00	100.0%	\$0.00
2003	\$30,000.00	\$30,000.00	100.0%	\$0.00	\$30,000.00	100.0%	\$0.00
2004	\$47,900.00	\$47,900.00	100.0%	\$0.00	\$47,900.00	100.0%	\$0.00
2005	\$57,273.61	\$57,273.61	100.0%	\$0.00	\$57,273.61	100.0%	\$0.00
2006	\$50,289.64	\$50,289.64	100.0%	\$0.00	\$50,289.64	100.0%	\$0.00
2007	\$43,667.10	\$43,667.10	100.0%	\$0.00	\$43,667.10	100.0%	\$0.00
2008	\$42,106.20	\$42,106.20	100.0%	\$0.00	\$42,106.20	100.0%	\$0.00
2009	\$47,480.60	\$47,480.60	100.0%	\$0.00	\$47,480.60	100.0%	\$0.00
2010	\$47,209.70	\$47,209.70	100.0%	\$0.00	\$47,209.70	100.0%	\$0.00
2011	\$41,733.60	\$41,733.60	100.0%	\$0.00	\$41,733.60	100.0%	\$0.00
2012	\$31,342.50	\$31,342.50	100.0%	\$0.00	\$31,342.50	100.0%	\$0.00
2013	\$29,504.70	\$29,504.70	100.0%	\$0.00	\$29,504.70	100.0%	\$0.00
2014	\$32,561.60	\$32,561.60	100.0%	\$0.00	\$32,561.60	100.0%	\$0.00
2015	\$30,098.80	\$30,098.80	100.0%	\$0.00	\$30,098.80	100.0%	\$0.00
2016	\$31,678.30	\$31,678.30	100.0%	\$0.00	\$31,678.30	100.0%	\$0.00
2017	\$31,154.50	\$31,154.50	100.0%	\$0.00	\$31,154.50	100.0%	\$0.00
2018	\$41,917.40	\$17,755.75	42.3%	\$24,161.65	\$2,870.39	6.8%	\$39,047.01
2019	\$36,296.60	\$0.00	0.0%	\$36,296.60	\$0.00	0.0%	\$36,296.60
<b>Total</b>	<b>\$915,114.85</b>	<b>\$854,656.60</b>	<b>93.3%</b>	<b>\$60,458.25</b>	<b>\$839,771.24</b>	<b>91.7%</b>	<b>\$75,343.61</b>



U.S. Department of Housing and Urban Development  
 Office of Community Planning and Development  
 Integrated Disbursement and Information System  
 Status of HOME Grants  
 LAKELAND

DATE: 11-20-19  
 TIME: 14:50  
 PAGE: 9

IDIS - PR27

CHDO Operating Funds (CO)

Fiscal Year	Authorized Amount	Amount Committed	% Auth Cmtd	Balance to Commit	Total Disbursed	% Auth Disb	Available to Disburse
1995	\$19,100.00	\$19,100.00	100.0%	\$0.00	\$19,100.00	100.0%	\$0.00
1996	\$18,950.00	\$18,950.00	100.0%	\$0.00	\$18,950.00	100.0%	\$0.00
1997	\$18,450.00	\$18,450.00	100.0%	\$0.00	\$18,450.00	100.0%	\$0.00
1998	\$19,650.00	\$19,650.00	100.0%	\$0.00	\$19,650.00	100.0%	\$0.00
1999	\$21,250.00	\$21,250.00	100.0%	\$0.00	\$21,250.00	100.0%	\$0.00
2000	\$21,200.00	\$21,200.00	100.0%	\$0.00	\$21,200.00	100.0%	\$0.00
2001	\$23,600.00	\$23,600.00	100.0%	\$0.00	\$23,600.00	100.0%	\$0.00
2002	\$11,750.00	\$11,750.00	100.0%	\$0.00	\$11,750.00	100.0%	\$0.00
2003	\$11,773.00	\$11,773.00	100.0%	\$0.00	\$11,773.00	100.0%	\$0.00
2004	\$11,985.00	\$11,985.00	100.0%	\$0.00	\$11,985.00	100.0%	\$0.00
2005	\$7,423.08	\$7,423.08	100.0%	\$0.00	\$7,423.08	100.0%	\$0.00
2006	\$0.00	\$0.00	0.0%	\$0.00	\$0.00	0.0%	\$0.00
2007	\$0.00	\$0.00	0.0%	\$0.00	\$0.00	0.0%	\$0.00
2008	\$0.00	\$0.00	0.0%	\$0.00	\$0.00	0.0%	\$0.00
2009	\$0.00	\$0.00	0.0%	\$0.00	\$0.00	0.0%	\$0.00
2010	\$0.00	\$0.00	0.0%	\$0.00	\$0.00	0.0%	\$0.00
2011	\$0.00	\$0.00	0.0%	\$0.00	\$0.00	0.0%	\$0.00
2012	\$0.00	\$0.00	0.0%	\$0.00	\$0.00	0.0%	\$0.00
2013	\$0.00	\$0.00	0.0%	\$0.00	\$0.00	0.0%	\$0.00
2014	\$0.00	\$0.00	0.0%	\$0.00	\$0.00	0.0%	\$0.00
2015	\$0.00	\$0.00	0.0%	\$0.00	\$0.00	0.0%	\$0.00
2016	\$0.00	\$0.00	0.0%	\$0.00	\$0.00	0.0%	\$0.00
2017	\$0.00	\$0.00	0.0%	\$0.00	\$0.00	0.0%	\$0.00
2018	\$0.00	\$0.00	0.0%	\$0.00	\$0.00	0.0%	\$0.00
2019	\$0.00	\$0.00	0.0%	\$0.00	\$0.00	0.0%	\$0.00
<b>Total</b>	<b>\$185,131.08</b>	<b>\$185,131.08</b>	<b>100.0%</b>	<b>\$0.00</b>	<b>\$185,131.08</b>	<b>100.0%</b>	<b>\$0.00</b>



U.S. Department of Housing and Urban Development  
 Office of Community Planning and Development  
 Integrated Disbursement and Information System  
 Status of HOME Grants  
 LAKELAND

DATE: 11-20-19  
 TIME: 14:50  
 PAGE: 10

IDIS - PR27

CHDO Funds (CR)

Fiscal Year	CHDO Requirement	Authorized Amount	Amount Suballocated to CL/CC	Amount Subgranted to CHDOS	Balance to Subgrant	Funds Committed to Activities	% Subg Cmtd	Balance to Commit	Total Disbursed	% Subg Disb	Available to Disburse
1995	\$57,300.00	\$57,300.00	\$0.00	\$57,300.00	\$0.00	\$57,300.00	100.0%	\$0.00	\$57,300.00	100.0%	\$0.00
1996	\$56,850.00	\$60,000.00	\$0.00	\$60,000.00	\$0.00	\$60,000.00	100.0%	\$0.00	\$60,000.00	100.0%	\$0.00
1997	\$55,350.00	\$55,350.00	\$0.00	\$55,350.00	\$0.00	\$55,350.00	100.0%	\$0.00	\$55,350.00	100.0%	\$0.00
1998	\$58,950.00	\$58,950.00	\$0.00	\$58,950.00	\$0.00	\$58,950.00	100.0%	\$0.00	\$58,950.00	100.0%	\$0.00
1999	\$63,750.00	\$63,750.00	\$0.00	\$63,750.00	\$0.00	\$63,750.00	100.0%	\$0.00	\$63,750.00	100.0%	\$0.00
2000	\$63,600.00	\$63,600.00	\$0.00	\$63,600.00	\$0.00	\$63,600.00	100.0%	\$0.00	\$63,600.00	100.0%	\$0.00
2001	\$70,800.00	\$70,800.00	\$0.00	\$70,800.00	\$0.00	\$70,800.00	100.0%	\$0.00	\$70,800.00	100.0%	\$0.00
2002	\$70,500.00	\$70,500.00	\$0.00	\$70,500.00	\$0.00	\$70,500.00	100.0%	\$0.00	\$70,500.00	100.0%	\$0.00
2003	\$70,638.45	\$70,638.00	\$0.00	\$70,638.00	\$0.00	\$70,638.00	100.0%	\$0.00	\$70,638.00	100.0%	\$0.00
2004	\$71,899.50	\$71,900.00	\$0.00	\$71,900.00	\$0.00	\$71,900.00	100.0%	\$0.00	\$71,900.00	100.0%	\$0.00
2005	\$69,954.00	\$69,954.00	\$0.00	\$69,954.00	\$0.00	\$69,954.00	100.0%	\$0.00	\$69,954.00	100.0%	\$0.00
2006	\$65,757.90	\$65,758.00	\$0.00	\$65,758.00	\$0.00	\$65,758.00	100.0%	\$0.00	\$65,758.00	100.0%	\$0.00
2007	\$65,500.65	\$76,417.65	\$0.00	\$76,417.65	\$0.00	\$76,417.65	100.0%	\$0.00	\$76,417.65	100.0%	\$0.00
2008	\$63,159.30	\$76,000.00	\$0.00	\$76,000.00	\$0.00	\$76,000.00	100.0%	\$0.00	\$76,000.00	100.0%	\$0.00
2009	\$71,220.90	\$83,220.00	\$0.00	\$83,220.00	\$0.00	\$83,220.00	100.0%	\$0.00	\$83,220.00	100.0%	\$0.00
2010	\$70,814.55	\$83,091.00	\$0.00	\$83,091.00	\$0.00	\$83,091.00	100.0%	\$0.00	\$83,091.00	100.0%	\$0.00
2011	\$62,600.40	\$73,538.00	\$0.00	\$73,538.00	\$0.00	\$73,538.00	100.0%	\$0.00	\$73,538.00	100.0%	\$0.00
2012	\$47,013.75	\$47,013.75	\$0.00	\$47,013.75	\$0.00	\$47,013.75	100.0%	\$0.00	\$47,013.75	100.0%	\$0.00
2013	\$44,257.05	\$44,257.05	\$0.00	\$44,257.05	\$0.00	\$44,257.05	100.0%	\$0.00	\$44,257.05	100.0%	\$0.00
2014	\$48,842.40	\$51,640.00	\$0.00	\$51,640.00	\$0.00	\$51,640.00	100.0%	\$0.00	\$51,640.00	100.0%	\$0.00
2015	\$45,148.20	\$55,551.80	\$0.00	\$55,551.80	\$0.00	\$55,551.80	100.0%	\$0.00	\$55,551.80	100.0%	\$0.00
2016	\$47,517.45	\$64,327.70	\$0.00	\$64,327.70	\$0.00	\$64,327.70	100.0%	\$0.00	\$64,327.70	100.0%	\$0.00
2017	\$46,731.75	\$46,731.75	\$0.00	\$0.00	\$46,731.75	\$0.00	0.0%	\$46,731.75	\$0.00	0.0%	\$46,731.75
2018	\$62,876.10	\$62,876.10	\$0.00	\$0.00	\$62,876.10	\$0.00	0.0%	\$62,876.10	\$0.00	0.0%	\$62,876.10
2019	\$54,444.90	\$54,444.90	\$0.00	\$0.00	\$54,444.90	\$0.00	0.0%	\$54,444.90	\$0.00	0.0%	\$54,444.90
<b>Total</b>	<b>\$1,505,477.25</b>	<b>\$1,597,609.70</b>	<b>\$0.00</b>	<b>\$1,433,556.95</b>	<b>\$164,052.75</b>	<b>\$1,433,556.95</b>	<b>100.0%</b>	<b>\$164,052.75</b>	<b>\$1,433,556.95</b>	<b>100.0%</b>	<b>\$164,052.75</b>





U.S. Department of Housing and Urban Development  
 Office of Community Planning and Development  
 Integrated Disbursement and Information System  
 Status of HOME Grants  
 LAKELAND

DATE: 11-20-19  
 TIME: 14:50  
 PAGE: 11

IDIS - PR27

CHDO Loans (CL)

Fiscal Year	Authorized Amount	Amount Subgranted	Amount Committed	% Auth Cmtd	Balance to Commit	Total Disbursed	% Auth Disb	Available to Disburse
1995	\$0.00	\$0.00	\$0.00	0.0%	\$0.00	\$0.00	0.0%	\$0.00
1996	\$0.00	\$0.00	\$0.00	0.0%	\$0.00	\$0.00	0.0%	\$0.00
1997	\$0.00	\$0.00	\$0.00	0.0%	\$0.00	\$0.00	0.0%	\$0.00
1998	\$0.00	\$0.00	\$0.00	0.0%	\$0.00	\$0.00	0.0%	\$0.00
1999	\$0.00	\$0.00	\$0.00	0.0%	\$0.00	\$0.00	0.0%	\$0.00
2000	\$0.00	\$0.00	\$0.00	0.0%	\$0.00	\$0.00	0.0%	\$0.00
2001	\$0.00	\$0.00	\$0.00	0.0%	\$0.00	\$0.00	0.0%	\$0.00
2002	\$0.00	\$0.00	\$0.00	0.0%	\$0.00	\$0.00	0.0%	\$0.00
2003	\$0.00	\$0.00	\$0.00	0.0%	\$0.00	\$0.00	0.0%	\$0.00
2004	\$0.00	\$0.00	\$0.00	0.0%	\$0.00	\$0.00	0.0%	\$0.00
2005	\$0.00	\$0.00	\$0.00	0.0%	\$0.00	\$0.00	0.0%	\$0.00
2006	\$0.00	\$0.00	\$0.00	0.0%	\$0.00	\$0.00	0.0%	\$0.00
2007	\$0.00	\$0.00	\$0.00	0.0%	\$0.00	\$0.00	0.0%	\$0.00
2008	\$0.00	\$0.00	\$0.00	0.0%	\$0.00	\$0.00	0.0%	\$0.00
2009	\$0.00	\$0.00	\$0.00	0.0%	\$0.00	\$0.00	0.0%	\$0.00
2010	\$0.00	\$0.00	\$0.00	0.0%	\$0.00	\$0.00	0.0%	\$0.00
2011	\$0.00	\$0.00	\$0.00	0.0%	\$0.00	\$0.00	0.0%	\$0.00
2012	\$0.00	\$0.00	\$0.00	0.0%	\$0.00	\$0.00	0.0%	\$0.00
2013	\$0.00	\$0.00	\$0.00	0.0%	\$0.00	\$0.00	0.0%	\$0.00
2014	\$0.00	\$0.00	\$0.00	0.0%	\$0.00	\$0.00	0.0%	\$0.00
2015	\$0.00	\$0.00	\$0.00	0.0%	\$0.00	\$0.00	0.0%	\$0.00
2016	\$0.00	\$0.00	\$0.00	0.0%	\$0.00	\$0.00	0.0%	\$0.00
2017	\$0.00	\$0.00	\$0.00	0.0%	\$0.00	\$0.00	0.0%	\$0.00
2018	\$0.00	\$0.00	\$0.00	0.0%	\$0.00	\$0.00	0.0%	\$0.00
2019	\$0.00	\$0.00	\$0.00	0.0%	\$0.00	\$0.00	0.0%	\$0.00
<b>Total</b>	<b>\$0.00</b>	<b>\$0.00</b>	<b>\$0.00</b>	<b>0.0%</b>	<b>\$0.00</b>	<b>\$0.00</b>	<b>0.0%</b>	<b>\$0.00</b>



U.S. Department of Housing and Urban Development  
 Office of Community Planning and Development  
 Integrated Disbursement and Information System  
 Status of HOME Grants  
 LAKELAND

DATE: 11-20-19  
 TIME: 14:50  
 PAGE: 12

IDIS - PR27

CHDO Capacity (CC)

Fiscal Year	Authorized Amount	Amount Subgranted	Amount Committed	% Auth Cmtd	Balance to Commit	Total Disbursed	% Auth Disb	Available to Disburse
1995	\$0.00	\$0.00	\$0.00	0.0%	\$0.00	\$0.00	0.0%	\$0.00
1996	\$0.00	\$0.00	\$0.00	0.0%	\$0.00	\$0.00	0.0%	\$0.00
1997	\$0.00	\$0.00	\$0.00	0.0%	\$0.00	\$0.00	0.0%	\$0.00
1998	\$0.00	\$0.00	\$0.00	0.0%	\$0.00	\$0.00	0.0%	\$0.00
1999	\$0.00	\$0.00	\$0.00	0.0%	\$0.00	\$0.00	0.0%	\$0.00
2000	\$0.00	\$0.00	\$0.00	0.0%	\$0.00	\$0.00	0.0%	\$0.00
2001	\$0.00	\$0.00	\$0.00	0.0%	\$0.00	\$0.00	0.0%	\$0.00
2002	\$0.00	\$0.00	\$0.00	0.0%	\$0.00	\$0.00	0.0%	\$0.00
2003	\$0.00	\$0.00	\$0.00	0.0%	\$0.00	\$0.00	0.0%	\$0.00
2004	\$0.00	\$0.00	\$0.00	0.0%	\$0.00	\$0.00	0.0%	\$0.00
2005	\$0.00	\$0.00	\$0.00	0.0%	\$0.00	\$0.00	0.0%	\$0.00
2006	\$0.00	\$0.00	\$0.00	0.0%	\$0.00	\$0.00	0.0%	\$0.00
2007	\$0.00	\$0.00	\$0.00	0.0%	\$0.00	\$0.00	0.0%	\$0.00
2008	\$0.00	\$0.00	\$0.00	0.0%	\$0.00	\$0.00	0.0%	\$0.00
2009	\$0.00	\$0.00	\$0.00	0.0%	\$0.00	\$0.00	0.0%	\$0.00
2010	\$0.00	\$0.00	\$0.00	0.0%	\$0.00	\$0.00	0.0%	\$0.00
2011	\$0.00	\$0.00	\$0.00	0.0%	\$0.00	\$0.00	0.0%	\$0.00
2012	\$0.00	\$0.00	\$0.00	0.0%	\$0.00	\$0.00	0.0%	\$0.00
2013	\$0.00	\$0.00	\$0.00	0.0%	\$0.00	\$0.00	0.0%	\$0.00
2014	\$0.00	\$0.00	\$0.00	0.0%	\$0.00	\$0.00	0.0%	\$0.00
2015	\$0.00	\$0.00	\$0.00	0.0%	\$0.00	\$0.00	0.0%	\$0.00
2016	\$0.00	\$0.00	\$0.00	0.0%	\$0.00	\$0.00	0.0%	\$0.00
2017	\$0.00	\$0.00	\$0.00	0.0%	\$0.00	\$0.00	0.0%	\$0.00
2018	\$0.00	\$0.00	\$0.00	0.0%	\$0.00	\$0.00	0.0%	\$0.00
2019	\$0.00	\$0.00	\$0.00	0.0%	\$0.00	\$0.00	0.0%	\$0.00
<b>Total</b>	<b>\$0.00</b>	<b>\$0.00</b>	<b>\$0.00</b>	<b>0.0%</b>	<b>\$0.00</b>	<b>\$0.00</b>	<b>0.0%</b>	<b>\$0.00</b>



U.S. Department of Housing and Urban Development  
 Office of Community Planning and Development  
 Integrated Disbursement and Information System  
 Status of HOME Grants  
 LAKELAND

DATE: 11-20-19  
 TIME: 14:50  
 PAGE: 13

IDIS - PR27

Reservations to State Recipients and Sub-recipients (SU)

Fiscal Year	Authorized Amount	Amount Subgranted to Other Entities	Amount Committed	% Auth Cmtd	Balance to Commit	Total Disbursed	% Auth Disb	Available to Disburse
1995	\$0.00	\$0.00	\$0.00	0.0%	\$0.00	\$0.00	0.0%	\$0.00
1996	\$0.00	\$0.00	\$0.00	0.0%	\$0.00	\$0.00	0.0%	\$0.00
1997	\$0.00	\$0.00	\$0.00	0.0%	\$0.00	\$0.00	0.0%	\$0.00
1998	\$0.00	\$0.00	\$0.00	0.0%	\$0.00	\$0.00	0.0%	\$0.00
1999	\$0.00	\$0.00	\$0.00	0.0%	\$0.00	\$0.00	0.0%	\$0.00
2000	\$0.00	\$0.00	\$0.00	0.0%	\$0.00	\$0.00	0.0%	\$0.00
2001	\$0.00	\$0.00	\$0.00	0.0%	\$0.00	\$0.00	0.0%	\$0.00
2002	\$0.00	\$0.00	\$0.00	0.0%	\$0.00	\$0.00	0.0%	\$0.00
2003	\$0.00	\$0.00	\$0.00	0.0%	\$0.00	\$0.00	0.0%	\$0.00
2004	\$0.00	\$0.00	\$0.00	0.0%	\$0.00	\$0.00	0.0%	\$0.00
2005	\$0.00	\$0.00	\$0.00	0.0%	\$0.00	\$0.00	0.0%	\$0.00
2006	\$0.00	\$0.00	\$0.00	0.0%	\$0.00	\$0.00	0.0%	\$0.00
2007	\$0.00	\$0.00	\$0.00	0.0%	\$0.00	\$0.00	0.0%	\$0.00
2008	\$0.00	\$0.00	\$0.00	0.0%	\$0.00	\$0.00	0.0%	\$0.00
2009	\$0.00	\$0.00	\$0.00	0.0%	\$0.00	\$0.00	0.0%	\$0.00
2010	\$0.00	\$0.00	\$0.00	0.0%	\$0.00	\$0.00	0.0%	\$0.00
2011	\$0.00	\$0.00	\$0.00	0.0%	\$0.00	\$0.00	0.0%	\$0.00
2012	\$0.00	\$0.00	\$0.00	0.0%	\$0.00	\$0.00	0.0%	\$0.00
2013	\$0.00	\$0.00	\$0.00	0.0%	\$0.00	\$0.00	0.0%	\$0.00
2014	\$0.00	\$0.00	\$0.00	0.0%	\$0.00	\$0.00	0.0%	\$0.00
2015	\$0.00	\$0.00	\$0.00	0.0%	\$0.00	\$0.00	0.0%	\$0.00
2016	\$0.00	\$0.00	\$0.00	0.0%	\$0.00	\$0.00	0.0%	\$0.00
2017	\$0.00	\$0.00	\$0.00	0.0%	\$0.00	\$0.00	0.0%	\$0.00
2018	\$0.00	\$0.00	\$0.00	0.0%	\$0.00	\$0.00	0.0%	\$0.00
2019	\$0.00	\$0.00	\$0.00	0.0%	\$0.00	\$0.00	0.0%	\$0.00
<b>Total</b>	<b>\$0.00</b>	<b>\$0.00</b>	<b>\$0.00</b>	<b>0.0%</b>	<b>\$0.00</b>	<b>\$0.00</b>	<b>0.0%</b>	<b>\$0.00</b>



U.S. Department of Housing and Urban Development  
 Office of Community Planning and Development  
 Integrated Disbursement and Information System  
 Status of HOME Grants  
 LAKELAND

DATE: 11-20-19  
 TIME: 14:50  
 PAGE: 14

IDIS - PR27

Total Program Funds

Fiscal Year	Total Authorization	Local Account Funds	Committed Amount	Net Disbursed for Activities	Net Disbursed for Admin/CHDO OP	Net Disbursed	Disbursed Pending Approval	Total Disbursed	Available to Disburse
1995	\$382,000.00	\$0.00	\$332,900.00	\$332,900.00	\$49,100.00	\$382,000.00	\$0.00	\$382,000.00	\$0.00
1996	\$379,000.00	\$8,066.63	\$338,116.63	\$338,116.63	\$48,950.00	\$387,066.63	\$0.00	\$387,066.63	\$0.00
1997	\$369,000.00	\$4,745.44	\$325,295.44	\$325,295.44	\$48,450.00	\$373,745.44	\$0.00	\$373,745.44	\$0.00
1998	\$393,000.00	\$0.00	\$348,350.00	\$348,350.00	\$44,650.00	\$393,000.00	\$0.00	\$393,000.00	\$0.00
1999	\$425,000.00	\$19,489.77	\$398,239.77	\$398,239.77	\$46,250.00	\$444,489.77	\$0.00	\$444,489.77	\$0.00
2000	\$424,000.00	\$12,973.81	\$391,573.81	\$391,573.81	\$45,400.00	\$436,973.81	\$0.00	\$436,973.81	\$0.00
2001	\$472,000.00	\$20,842.65	\$437,542.65	\$437,542.65	\$55,300.00	\$492,842.65	\$0.00	\$492,842.65	\$0.00
2002	\$470,000.00	\$39,863.84	\$451,113.84	\$451,113.84	\$58,750.00	\$509,863.84	\$0.00	\$509,863.84	\$0.00
2003	\$470,922.55	\$77,593.16	\$506,742.71	\$506,742.71	\$41,773.00	\$548,515.71	\$0.00	\$548,515.71	\$0.00
2004	\$479,330.00	\$54,877.88	\$474,322.88	\$474,322.88	\$59,885.00	\$534,207.88	\$0.00	\$534,207.88	\$0.00
2005	\$466,360.00	\$106,376.18	\$508,039.49	\$508,039.49	\$64,696.69	\$572,736.18	\$0.00	\$572,736.18	\$0.00
2006	\$438,386.00	\$97,640.39	\$485,736.75	\$485,736.75	\$50,289.64	\$536,026.39	\$0.00	\$536,026.39	\$0.00
2007	\$436,671.00	\$97,567.11	\$490,571.01	\$490,571.01	\$43,667.10	\$534,238.11	\$0.00	\$534,238.11	\$0.00
2008	\$421,062.00	\$33,492.24	\$412,448.04	\$412,448.04	\$42,106.20	\$454,554.24	\$0.00	\$454,554.24	\$0.00
2009	\$474,806.00	\$3,550.00	\$430,875.40	\$430,875.40	\$47,480.60	\$478,356.00	\$0.00	\$478,356.00	\$0.00
2010	\$472,097.00	\$14,181.12	\$439,068.42	\$439,068.42	\$47,209.70	\$486,278.12	\$0.00	\$486,278.12	\$0.00
2011	\$417,336.00	\$34,570.33	\$410,172.73	\$410,172.73	\$41,733.60	\$451,906.33	\$0.00	\$451,906.33	\$0.00
2012	\$313,425.00	\$6,216.94	\$288,299.44	\$288,299.44	\$31,342.50	\$319,641.94	\$0.00	\$319,641.94	\$0.00
2013	\$295,047.00	\$9,264.13	\$274,806.43	\$274,806.43	\$29,504.70	\$304,311.13	\$0.00	\$304,311.13	\$0.00
2014	\$325,616.00	\$12,516.59	\$305,570.99	\$305,570.99	\$32,561.60	\$338,132.59	\$0.00	\$338,132.59	\$0.00
2015	\$300,988.00	\$13,028.24	\$283,917.44	\$283,917.44	\$30,098.80	\$314,016.24	\$0.00	\$314,016.24	\$0.00
2016	\$316,783.00	\$47,982.60	\$333,087.30	\$333,087.30	\$31,678.30	\$364,765.60	\$0.00	\$364,765.60	\$0.00
2017	\$311,545.00	\$37,997.00	\$196,072.29	\$104,689.40	\$31,154.50	\$135,843.90	\$0.00	\$135,843.90	\$213,698.10
2018	\$419,174.00	\$900.00	\$900.00	\$900.00	\$2,870.39	\$3,770.39	\$0.00	\$3,770.39	\$416,303.61
2019	\$362,966.00	\$51,848.63	\$0.00	\$0.00	\$0.00	\$0.00	\$0.00	\$0.00	\$414,814.63
<b>Total</b>	<b>\$10,036,514.55</b>	<b>\$805,584.68</b>	<b>\$8,863,763.46</b>	<b>\$8,772,380.57</b>	<b>\$1,024,902.32</b>	<b>\$9,797,282.89</b>	<b>\$0.00</b>	<b>\$9,797,282.89</b>	<b>\$1,044,816.34</b>



U.S. Department of Housing and Urban Development  
 Office of Community Planning and Development  
 Integrated Disbursement and Information System  
 Status of HOME Grants  
 LAKELAND

DATE: 11-20-19  
 TIME: 14:50  
 PAGE: 15

IDIS - PR27

Total Program Percent

Fiscal Year	Total Authorization	Local Account Funds	% Committed for Activities	% Disb for Activities	% Disb for Admin/CHDO OP	% Net Disbursed	% Disbursed Pending Approval	% Total Disbursed	% Available to Disburse
1995	\$382,000.00	\$0.00	87.1%	87.1%	12.8%	100.0%	0.0%	100.0%	0.0%
1996	\$379,000.00	\$8,066.63	87.3%	87.3%	12.9%	100.0%	0.0%	100.0%	0.0%
1997	\$369,000.00	\$4,745.44	87.0%	87.0%	13.1%	100.0%	0.0%	100.0%	0.0%
1998	\$393,000.00	\$0.00	88.6%	88.6%	11.3%	100.0%	0.0%	100.0%	0.0%
1999	\$425,000.00	\$19,489.77	89.5%	89.5%	10.8%	100.0%	0.0%	100.0%	0.0%
2000	\$424,000.00	\$12,973.81	89.6%	89.6%	10.7%	100.0%	0.0%	100.0%	0.0%
2001	\$472,000.00	\$20,842.65	88.7%	88.7%	11.7%	100.0%	0.0%	100.0%	0.0%
2002	\$470,000.00	\$39,863.84	88.4%	88.4%	12.5%	100.0%	0.0%	100.0%	0.0%
2003	\$470,922.55	\$77,593.16	92.3%	92.3%	8.8%	100.0%	0.0%	100.0%	0.0%
2004	\$479,330.00	\$54,877.88	88.7%	88.7%	12.4%	100.0%	0.0%	100.0%	0.0%
2005	\$466,360.00	\$106,376.18	88.7%	88.7%	13.8%	100.0%	0.0%	100.0%	0.0%
2006	\$438,386.00	\$97,640.39	90.6%	90.6%	11.4%	100.0%	0.0%	100.0%	0.0%
2007	\$436,671.00	\$97,567.11	91.8%	91.8%	9.9%	100.0%	0.0%	100.0%	0.0%
2008	\$421,062.00	\$33,492.24	90.7%	90.7%	9.9%	100.0%	0.0%	100.0%	0.0%
2009	\$474,806.00	\$3,550.00	90.0%	90.0%	9.9%	100.0%	0.0%	100.0%	0.0%
2010	\$472,097.00	\$14,181.12	90.2%	90.2%	9.9%	100.0%	0.0%	100.0%	0.0%
2011	\$417,336.00	\$34,570.33	90.7%	90.7%	9.9%	99.9%	0.0%	99.9%	0.0%
2012	\$313,425.00	\$6,216.94	90.1%	90.1%	10.0%	100.0%	0.0%	100.0%	0.0%
2013	\$295,047.00	\$9,264.13	90.3%	90.3%	10.0%	100.0%	0.0%	100.0%	0.0%
2014	\$325,616.00	\$12,516.59	90.3%	90.3%	9.9%	99.9%	0.0%	99.9%	0.0%
2015	\$300,988.00	\$13,028.24	90.4%	90.4%	9.9%	100.0%	0.0%	100.0%	0.0%
2016	\$316,783.00	\$47,982.60	91.3%	91.3%	9.9%	100.0%	0.0%	100.0%	0.0%
2017	\$311,545.00	\$37,997.00	56.0%	29.9%	10.0%	38.8%	0.0%	38.8%	61.1%
2018	\$419,174.00	\$900.00	0.2%	0.2%	0.6%	0.8%	0.0%	0.8%	99.1%
2019	\$362,966.00	\$51,848.63	0.0%	0.0%	0.0%	0.0%	0.0%	0.0%	100.0%
<b>Total</b>	<b>\$10,036,514.55</b>	<b>\$805,584.68</b>	<b>81.7%</b>	<b>80.9%</b>	<b>10.2%</b>	<b>90.3%</b>	<b>0.0%</b>	<b>90.3%</b>	<b>9.6%</b>



U.S. Department of Housing and Urban Development  
 Office of Community Planning and Development  
 Integrated Disbursement and Information System

DATE: 11-20-19  
 TIME: 14:53  
 PAGE: 1

PR49 - HOME Deadline Compliance Status Report - Grant Specific  
 Grant Year: 2018

Shortfall > 0 (including Commitments, SU Commitments, CHDO Reservations, Disbursements, and Local Account Commitments details), Shortfall > 0 ( only records with shortfall)

Grantee	State		Deadline Date	Original Allocation	Adjustments	Requirement Amount	Total through Deadline	%	Shortfall
LAKELAND	FL	Disbursements	09/30/2026	\$419,174	\$0	\$419,174	\$2,870	0.68%	\$416,304

++ Adjustments could include CHDO reallocations, grant reductions, deobligations, recapture of expired funds, or waivers of deadline requirements due to Presidentially-declared disasters.

# Due to CHDO deobligation or waiver, PJ could have met its cumulative CHDO reservation requirement with a percentage less than 15%.

Source: Data entered by HOME Participating Jurisdictions into HUD's Integrated Disbursement and Information System (IDIS)

**PUBLIC SERVICE FUNDING  
2018-2019**

	Public Services	Requested Funding	Funding CDBG	Projected Funding Community Services
1	Achievement Academy	30,000	0	4,000
2	Big Brothers Big Sisters of Tampa Bay, Inc	30,000	0	5,000
3	Boys & Girls Club	29,670	10,000	0
4	Catholic Charities of Central Florida	10,000	0	10,000
5	Coalition of Aging Transitions and Technology - RATH	15,000	0	0
6	Dream Center of Lakeland	15,000	0	15,000
7	Drug Prevention Resource Center	12,000	0	0
8	Elder Point Ministries of Greater Lakeland	9,000	0	2,500
9	Faith in Action North Lakeland, Inc	5,000	0	0
10	Girls, Inc. of Lakeland	10,000	0	10,000
11	Harvest Church	10,000	0	5,000
12	Heartland for Children, Inc.	28,650	0	0
13	Homeless Coalition of Polk County, Inc	10,000	0	7,000
14	Lakeland Habitat for Humanity	30,000	0	0
15	Lakeland - Polk Housing Corporation	30,000	0	0
16	Lakeland Volunteers in Medicine	30,000	22,500	0
17	New Life Center for Family Preservation, Inc	30,000	0	0
18	PACE Center for Girls	1,410	0	0
19	Peace River Center for Personal Development, Inc.	30,000	0	10,000
20	Polk Vision	5,000		4,000
21	Sunrise Community, Inc	14,891	3,391	11,500
22	Talbot House Ministries of Lakeland, Inc	30,000	10,000	0
23	The Salvation Army of Lakeland	30,000	10,000	0
24	The Wilson House, Inc	30,000	0	7,000
26	United Way of Central Florida Success By 6	5,000	0	0
26	Volunteers in Service to the Elderly (VISTE)	30,000	22,500	
27	Wings of Eagles International, Inc.	20,000	0	4,000
28	Women's Resource Center	24,560	0	5,000
29	Lakeland Parks and Recreation Department*	52,316	52,316	0
	Summer Recreation Program	\$25,546		
	Summer Swim Lessons	4,200		
	Summer Tutoring	3,200		
	Art Class (Simpson Park)	2,740		
	Dance Class (Simpson Park)	2,180		
	After-school Tutoring (Coleman-Bush)	11,300		
	After-school Cultural(Coleman-Bush)	3,150		
	*6% set-aside per City Commission			
	<b>Total</b>	<b>\$607,497</b>	<b>\$130,707</b>	<b>\$100,000</b>