



“Treating Your Water Seriously”

ADMINISTRATION | ENGINEERING
501 E LEMON STREET W-ADMN/ENG
LAKELAND, FL 33801-5079
863.834.8316 | Fax 863.834.6274
www.lakelandgov.net/water

Toni Panaou, PhD
Water Utilities Engineer
Toni.Panaou@lakelandgov.net
863-834-6179
Date: 10/9/2019

FDEP Rule - 62-604.400 Design/Performance Considerations

(a) Emergency pumping capability shall be provided for all pump stations. Pumping capability shall be provided as follows:

1. Pump stations that receive flow from one or more pump stations through a force main or pump stations discharging through pipes 12 inches or larger shall provide for uninterrupted pumping capabilities, including an in-place emergency generator.

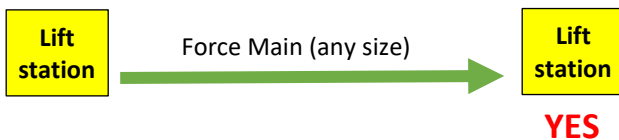
COL Generators Requirements

The City of Lakeland has the following generator requirements for a Public lift station:

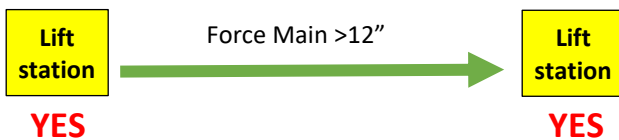
- 1) If a station is located at a mapped driving distance of 4 miles or greater from the Glendale plant, a generator is required.
- 2) If a lift station pumps via a 12” or greater force main to another lift station, both the pumping and receiving lift stations require generators.
- 3) If a lift station pumps via a 12” force main to a gravity system, the pumping lift station will require a generator.
- 4) All lift stations not receiving a generator will be designed with the appropriate control panel and conduit so a portable or permanent generator could be added.

Scenarios – Which lift stations will require a generator

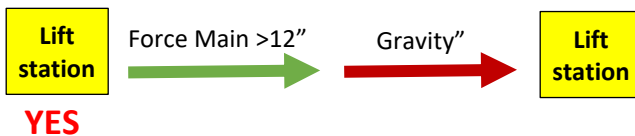
- 1) Lift station discharging directly into another lift station via force main.



- 2) Lift station discharging directly into another lift station via force main >12”.



- 3) Lift station discharging via >12” force main into a gravity system, that flows to another lift station



For any generator design questions, contact **Jim Lilly** at **863-834-6175** (jim.lilly@lakelandgov.net)