

# COVID-19: summary of persons being monitored, persons tested, and cases

Data through Jul 14, 2020 verified as of Jul 15, 2020 at 09:25 AM

Data in this report are provisional and subject to change.

Monitored persons: people the Florida Department of Health was notified of for possible monitoring because they are a contact of a case, traveled from China, or were identified by the Centers for Disease Control and Prevention (CDC) as a part of a airline/ship contact investigation

|  |                |
|--|----------------|
| <b>Total reports</b>                           | <b>101,519</b> |
| Total persons of high, medium, or unknown risk | 97,833         |
| High/medium/unknown risk still being monitored | 15,123         |

Persons tested: includes PCR and antigen test results received by the Department of Health from the state public health laboratory (BPHL), as well as commercial and hospital laboratories

|                     |                  |
|---------------------|------------------|
| <b>Total tested</b> | <b>2,739,169</b> |
| Positive            | 301,810          |
| Negative            | 2,434,143        |
| Inconclusive        | 3,216            |
| Awaiting testing    | 2,189            |

Cases: people with positive PCR or antigen test result

|                       |                |
|-----------------------|----------------|
| <b>Total cases</b>    | <b>301,810</b> |
| Florida residents     | 297,876        |
| Non-Florida residents | 3,934          |

|                                     |         |
|-------------------------------------|---------|
| <b>Type of testing</b>              |         |
| Florida residents                   | 297,876 |
| Positive by BPHL/CDC                | 10,378  |
| Positive by commercial/hospital lab | 287,498 |
| Non-Florida residents               |         |
| Positive by BPHL/CDC                | 170     |
| Positive by commercial/hospital lab | 3,764   |

|  |        |
|--|--------|
| <b>Characteristics</b>                 |        |
| Florida residents hospitalized         | 19,334 |
| Florida resident deaths                | 4,521  |
| Change in deaths since previous report | +112   |
| Non-Florida resident deaths            | 105    |

Hospitalized counts include anyone who was hospitalized at some point during their illness. It does not reflect the number of people currently hospitalized.

More information on deaths identified through death certificate data is available on the National Center for Health Statistics website at [www.cdc.gov/nchs/nvss/vsrr/COVID19/index.htm](http://www.cdc.gov/nchs/nvss/vsrr/COVID19/index.htm).

|   |         |
|---|---------|
| <b>Risk factors for Florida residents</b> |         |
| Traveled                                  | 2,968   |
| Contact with a known case                 | 80,534  |
| Traveled and contact with a known case    | 2,889   |
| Neither                                   | 211,485 |
| No travel and no contact                  | 30,030  |
| Travel is unknown                         | 150,555 |
| Contact is unknown                        | 46,219  |
| Contact is pending                        | 131,939 |

Travel can be unknown and contact can be unknown or pending for the same case, these numbers will sum to more than the "neither" total.

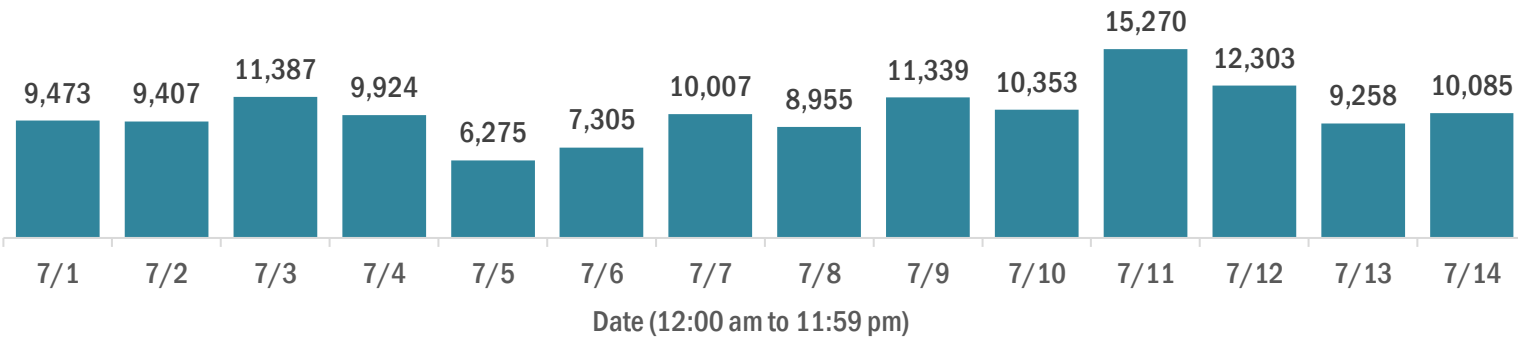
# COVID-19: cases and laboratory testing over time

Data through Jul 14, 2020 verified as of Jul 15, 2020 at 09:25 AM

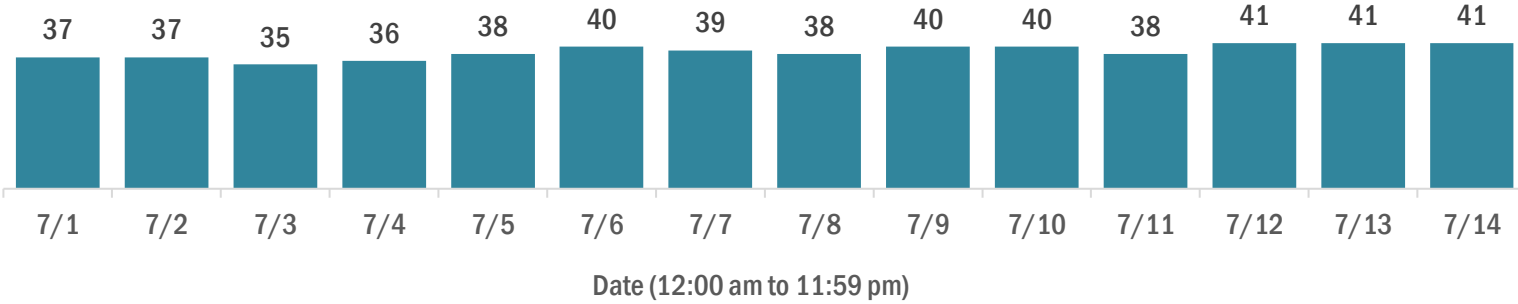
Data in this report are provisional and subject to change.

## Cases in Florida residents per day for the past 2 weeks

### Number of cases per day



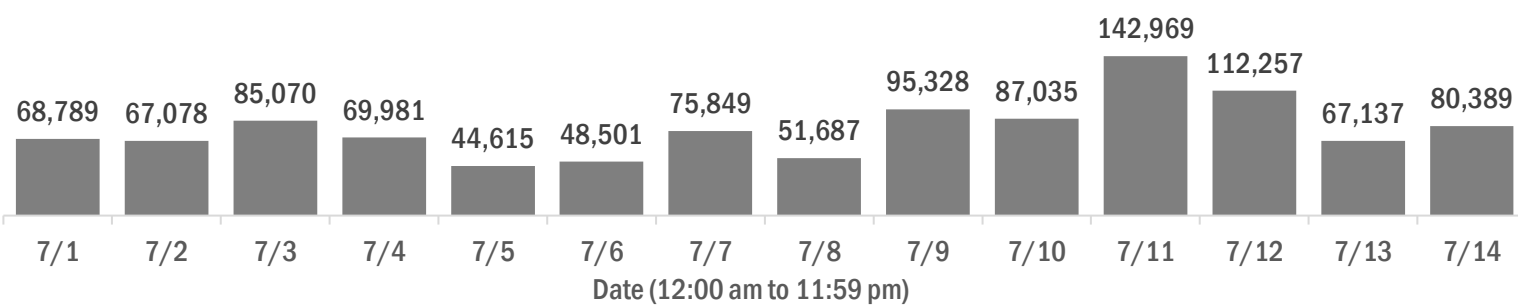
### Median age of cases by day



## Laboratory testing for Florida residents and non-Florida residents over the past 2 weeks

### Number of people tested per day

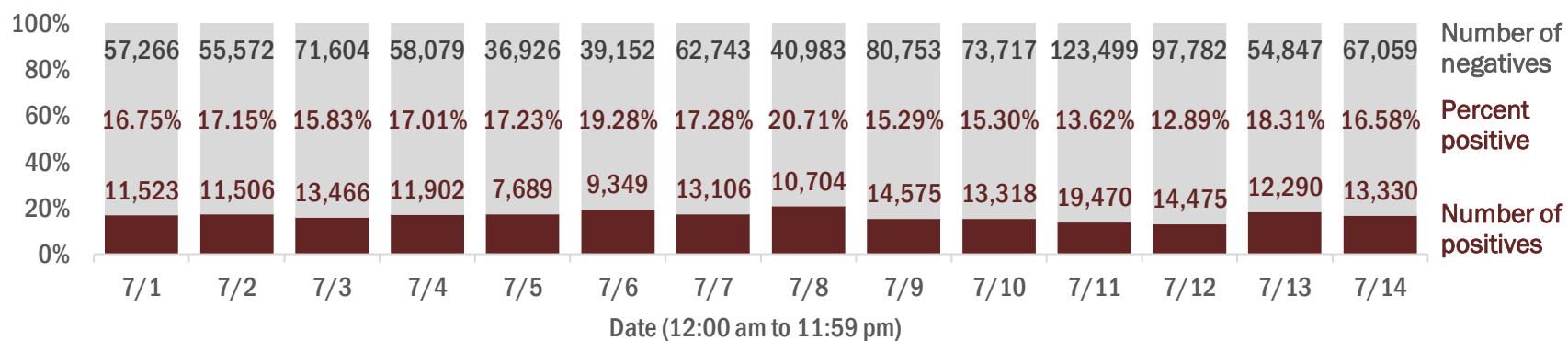
These counts include the number of people for whom the department received PCR or antigen laboratory results by day. People tested on multiple days will be included for each day a new result was received. A person is only counted once for each day they are tested, regardless of whether multiple specimens are tested or multiple results are received.



### Number and percent of positive labs

The percent of positive results ranged from 12.89% to 20.71% over the past 2 weeks and was 16.58% yesterday.

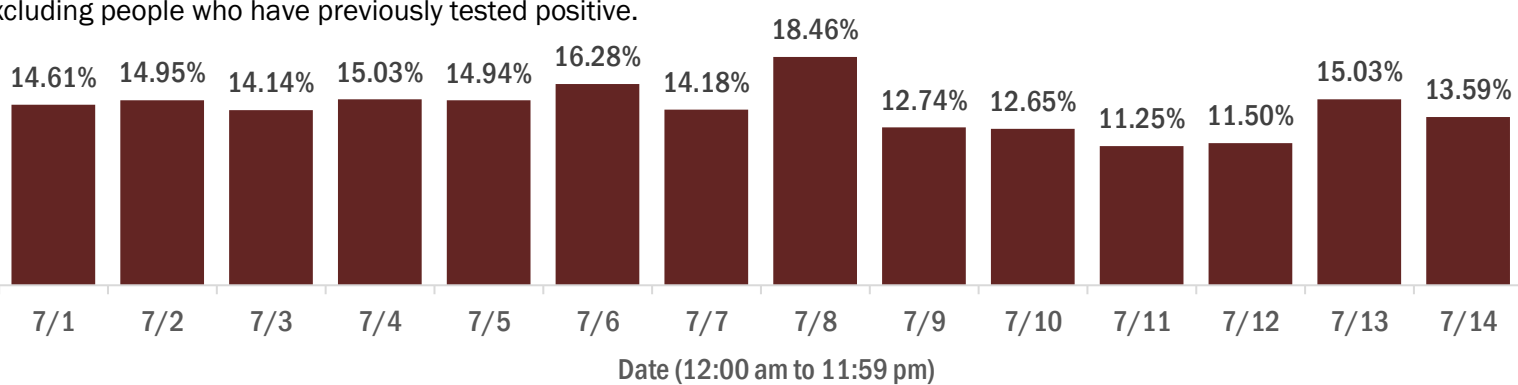
These counts include the number of people for whom the department received PCR or antigen laboratory results by day. People tested on multiple days will be included for each day a new result was received. A person is only counted once for each day they are tested, regardless of whether multiple specimens are tested or multiple results are received. If a person has a positive specimen and a negative specimen in the same day, only the positive result is counted.



### Percent positivity for new cases

The percent of positive results ranged from 11.25% to 18.46% over the past 2 weeks and was 13.59% yesterday.

This percent is the number of people who test PCR- or antigen-positive for the first time divided by all the people tested that day, excluding people who have previously tested positive.



# COVID-19: characteristics of 297,876 Florida resident cases

Data through Jul 14, 2020 verified as of Jul 15, 2020 at 09:25 AM

Data in this report are provisional and subject to change.

| Age group    | Cases          | Hospitalizations | Deaths       |
|--------------|----------------|------------------|--------------|
| 0-4 years    | 4,735   2%     | 95   0%          | 0   0%       |
| 5-14 years   | 10,279   3%    | 73   0%          | 2   0%       |
| 15-24 years  | 47,751   16%   | 478   2%         | 12   0%      |
| 25-34 years  | 61,158   21%   | 1,215   6%       | 27   1%      |
| 35-44 years  | 48,792   16%   | 1,809   9%       | 96   2%      |
| 45-54 years  | 46,331   16%   | 2,588   13%      | 192   4%     |
| 55-64 years  | 36,932   12%   | 3,398   18%      | 435   10%    |
| 65-74 years  | 21,405   7%    | 3,702   19%      | 920   20%    |
| 75-84 years  | 12,448   4%    | 3,391   18%      | 1,265   28%  |
| 85+ years    | 7,456   3%     | 2,585   13%      | 1,572   35%  |
| Unknown      | 589   0%       | 0   0%           | 0   0%       |
| <b>Total</b> | <b>297,876</b> | <b>19,334</b>    | <b>4,521</b> |

| Gender       | Cases          |
|--------------|----------------|
| Female       | 151,362   50%  |
| Male         | 144,610   49%  |
| Unknown      | 1,904   1%     |
| <b>Total</b> | <b>297,876</b> |

| Ethnicity    | Cases          | Hospitalizations | Deaths       |
|--------------|----------------|------------------|--------------|
| Hispanic     | 76,269   26%   | 6,460   33%      | 1,164   26%  |
| Non-Hispanic | 97,951   33%   | 11,745   61%     | 3,015   67%  |
| Unknown      | 123,656   42%  | 1,129   6%       | 342   8%     |
| <b>Total</b> | <b>297,876</b> | <b>19,334</b>    | <b>4,521</b> |

| Race and ethnicity | Cases          | Hospitalizations | Deaths       |
|--------------------|----------------|------------------|--------------|
| White              | 115,592   39%  | 11,590   60%     | 3,074   68%  |
| Hispanic           | 52,488   18%   | 4,731   24%      | 939   21%    |
| Non-Hispanic       | 52,239   18%   | 6,459   33%      | 1,993   44%  |
| Unknown            | 10,865   4%    | 400   2%         | 142   3%     |
| Black              | 44,852   15%   | 4,959   26%      | 938   21%    |
| Hispanic           | 2,091   1%     | 252   1%         | 30   1%      |
| Non-Hispanic       | 37,192   12%   | 4,582   24%      | 879   19%    |
| Unknown            | 5,569   2%     | 125   1%         | 29   1%      |
| Other race         | 24,923   8%    | 2,114   11%      | 326   7%     |
| Hispanic           | 14,141   5%    | 1,342   7%       | 172   4%     |
| Non-Hispanic       | 6,405   2%     | 655   3%         | 127   3%     |
| Unknown            | 4,377   1%     | 117   1%         | 27   1%      |
| Unknown race       | 112,509   38%  | 671   3%         | 183   4%     |
| Hispanic           | 7,549   3%     | 135   1%         | 23   1%      |
| Non-Hispanic       | 2,115   1%     | 49   0%          | 16   0%      |
| Unknown            | 102,845   35%  | 487   3%         | 144   3%     |
| <b>Total</b>       | <b>297,876</b> | <b>19,334</b>    | <b>4,521</b> |

**Hospitalization** counts include anyone who was hospitalized at some point during their illness. It does not reflect the number of people currently hospitalized. **Other race** includes any person with a race of American Indian/Alaskan native, Asian, native Hawaiian/Pacific Islander, or other.

# COVID-19: deaths in Florida residents and staff of long-term care facilities

Data through Jul 14, 2020 verified as of Jul 15, 2020 at 09:25 AM

Data in this report are provisional and subject to change.

For current cases in residents or staff of long-term care facilities, please visit: <https://floridahealthcovid19.gov/>

| County       | Deaths |     | County     | Deaths |    | County       | Deaths       |    |
|--------------|--------|-----|------------|--------|----|--------------|--------------|----|
| Dade         | 563    | 26% | Washington | 12     | 1% | Hardee       | 1            | 0% |
| Palm Beach   | 264    | 12% | Brevard    | 11     | 1% | Holmes       | 1            | 0% |
| Pinellas     | 197    | 9%  | Alachua    | 10     | 0% | Levy         | 1            | 0% |
| Broward      | 169    | 8%  | Orange     | 10     | 0% | Monroe       | 1            | 0% |
| Lee          | 132    | 6%  | Osceola    | 10     | 0% | Nassau       | 1            | 0% |
| Hillsborough | 115    | 5%  | Walton     | 9      | 0% | Okeechobee   | 1            | 0% |
| Manatee      | 90     | 4%  | Lake       | 7      | 0% | St. Johns    | 1            | 0% |
| Polk         | 87     | 4%  | Calhoun    | 6      | 0% | Sumter       | 1            | 0% |
| Sarasota     | 65     | 3%  | Gadsden    | 5      | 0% | <b>Total</b> | <b>2,198</b> |    |
| Charlotte    | 50     | 2%  | Jefferson  | 4      | 0% |              |              |    |
| Volusia      | 50     | 2%  | Leon       | 4      | 0% |              |              |    |
| Collier      | 43     | 2%  | Marion     | 4      | 0% |              |              |    |
| Duval        | 42     | 2%  | Okaloosa   | 4      | 0% |              |              |    |
| St. Lucie    | 40     | 2%  | Baker      | 3      | 0% |              |              |    |
| Escambia     | 39     | 2%  | Hernando   | 3      | 0% |              |              |    |
| Clay         | 26     | 1%  | Jackson    | 3      | 0% |              |              |    |
| Martin       | 21     | 1%  | Madison    | 3      | 0% |              |              |    |
| Suwannee     | 21     | 1%  | Putnam     | 3      | 0% |              |              |    |
| Hendry       | 18     | 1%  | Bradford   | 2      | 0% |              |              |    |
| Pasco        | 17     | 1%  | Citrus     | 1      | 0% |              |              |    |
| Seminole     | 13     | 1%  | Columbia   | 1      | 0% |              |              |    |
| Indian River | 12     | 1%  | Desoto     | 1      | 0% |              |              |    |

**Note:** cases are summarized by the county of usual residence. Residents and staff may be cases associated with facilities that are not in their county of usual residence, resulting in cases being included below for counties that do not have facilities with known cases.

# COVID-19: characteristics of 301,810 cases

Data through Jul 14, 2020 verified as of Jul 15, 2020 at 09:25 AM

Data in this report are provisional and subject to change.

Tables below include cases in Florida residents and non-Florida residents.

All 67 Florida counties have cases:

| County       | FL resident |     | Non-FL resident | Total  |
|--------------|-------------|-----|-----------------|--------|
| Dade         | 71,631      | 24% | 686             | 72,317 |
| Broward      | 33,763      | 11% | 390             | 34,153 |
| Palm Beach   | 22,562      | 8%  | 226             | 22,788 |
| Hillsborough | 20,909      | 7%  | 109             | 21,018 |
| Orange       | 19,590      | 7%  | 319             | 19,909 |
| Duval        | 13,987      | 5%  | 165             | 14,152 |
| Pinellas     | 11,992      | 4%  | 88              | 12,080 |
| Lee          | 10,651      | 4%  | 198             | 10,849 |
| Polk         | 8,176       | 3%  | 30              | 8,206  |
| Collier      | 6,775       | 2%  | 97              | 6,872  |
| Manatee      | 5,512       | 2%  | 52              | 5,564  |
| Osceola      | 4,677       | 2%  | 74              | 4,751  |
| Escambia     | 4,137       | 1%  | 608             | 4,745  |
| Seminole     | 4,648       | 2%  | 17              | 4,665  |
| Pasco        | 4,340       | 1%  | 23              | 4,363  |
| Volusia      | 4,321       | 1%  | 34              | 4,355  |
| Brevard      | 3,704       | 1%  | 18              | 3,722  |
| Sarasota     | 3,407       | 1%  | 40              | 3,447  |
| St. Lucie    | 3,193       | 1%  | 16              | 3,209  |
| Martin       | 2,917       | 1%  | 18              | 2,935  |
| Lake         | 2,859       | 1%  | 23              | 2,882  |
| Leon         | 2,548       | 1%  | 58              | 2,606  |
| Alachua      | 2,284       | 1%  | 38              | 2,322  |
| St. Johns    | 2,053       | 1%  | 26              | 2,079  |
| Marion       | 1,932       | 1%  | 6               | 1,938  |
| Clay         | 1,636       | 1%  | 5               | 1,641  |
| Okaloosa     | 1,511       | 1%  | 21              | 1,532  |
| Bay          | 1,480       | 0%  | 43              | 1,523  |
| Santa Rosa   | 1,513       | 1%  | 10              | 1,523  |
| Indian River | 1,374       | 0%  | 12              | 1,386  |
| Hendry       | 1,288       | 0%  |                 | 1,288  |
| Charlotte    | 1,275       | 0%  | 6               | 1,281  |
| Desoto       | 997         | 0%  |                 | 997    |
| Hernando     | 976         | 0%  | 11              | 987    |
| Columbia     | 924         | 0%  | 5               | 929    |

| County       | FL resident    |    | Non-FL resident | Total          |
|--------------|----------------|----|-----------------|----------------|
| Putnam       | 855            | 0% |                 | 855            |
| Suwannee     | 771            | 0% | 17              | 788            |
| Sumter       | 714            | 0% | 7               | 721            |
| Gadsden      | 681            | 0% | 6               | 687            |
| Jackson      | 664            | 0% | 11              | 675            |
| Monroe       | 651            | 0% | 19              | 670            |
| Citrus       | 664            | 0% | 1               | 665            |
| Walton       | 589            | 0% | 60              | 649            |
| Hardee       | 627            | 0% | 6               | 633            |
| Highlands    | 624            | 0% | 3               | 627            |
| Nassau       | 577            | 0% | 23              | 600            |
| Okeechobee   | 583            | 0% | 3               | 586            |
| Flagler      | 548            | 0% | 9               | 557            |
| Hamilton     | 441            | 0% | 3               | 444            |
| Madison      | 396            | 0% | 6               | 402            |
| Unknown      | 71             | 0% | 261             | 332            |
| Levy         | 293            | 0% | 3               | 296            |
| Liberty      | 281            | 0% |                 | 281            |
| Holmes       | 253            | 0% | 5               | 258            |
| Washington   | 209            | 0% | 5               | 214            |
| Glades       | 213            | 0% |                 | 213            |
| Wakulla      | 203            | 0% | 3               | 206            |
| Baker        | 187            | 0% |                 | 187            |
| Calhoun      | 184            | 0% |                 | 184            |
| Gilchrist    | 169            | 0% |                 | 169            |
| Bradford     | 161            | 0% |                 | 161            |
| Taylor       | 156            | 0% | 2               | 158            |
| Dixie        | 135            | 0% |                 | 135            |
| Union        | 123            | 0% |                 | 123            |
| Gulf         | 104            | 0% | 5               | 109            |
| Jefferson    | 97             | 0% | 3               | 100            |
| Lafayette    | 64             | 0% |                 | 64             |
| Franklin     | 46             | 0% | 1               | 47             |
| <b>Total</b> | <b>297,876</b> |    | <b>3,934</b>    | <b>301,810</b> |

# COVID-19: characteristics of 297,876 Florida resident cases

Data through Jul 14, 2020 verified as of Jul 15, 2020 at 09:25 AM

Data in this report are provisional and subject to change.

The table below includes the cities and counties of residence for cases in Florida residents based on the patient's ZIP Code.

Note that city is not always received as part of the initial notification and may be missing while the case is being investigated.

| City and county              | Cases  |
|------------------------------|--------|
| Miami, Dade                  | 44,361 |
| Orlando, Orange              | 14,851 |
| Tampa, Hillsborough          | 12,965 |
| Jacksonville, Duval          | 12,952 |
| Hialeah, Dade                | 10,108 |
| Fort Lauderdale, Broward     | 7,889  |
| Hollywood, Broward           | 6,820  |
| West Palm Beach, Palm Beach  | 5,447  |
| Saint Petersburg, Pinellas   | 5,237  |
| Homestead, Dade              | 4,998  |
| Fort Myers, Lee              | 4,579  |
| Naples, Collier              | 4,547  |
| Pompano Beach, Broward       | 4,055  |
| Kissimmee, Osceola           | 3,811  |
| Bradenton, Manatee           | 3,780  |
| Pensacola, Escambia          | 3,632  |
| Lake Worth, Palm Beach       | 3,162  |
| Boca Raton, Palm Beach       | 2,780  |
| Sarasota, Sarasota           | 2,560  |
| Lakeland, Polk               | 2,529  |
| Tallahassee, Leon            | 2,506  |
| Cape Coral, Lee              | 2,284  |
| Clearwater, Pinellas         | 2,273  |
| Lehigh Acres, Lee            | 2,143  |
| Miami Beach, Dade            | 2,077  |
| Miramar, Broward             | 2,052  |
| Boynton Beach, Palm Beach    | 2,012  |
| Port Saint Lucie, St. Lucie  | 1,966  |
| Miami Gardens, Dade          | 1,930  |
| Gainesville, Alachua         | 1,905  |
| Immokalee, Collier           | 1,797  |
| Winter Haven, Polk           | 1,729  |
| Opa Locka, Dade              | 1,519  |
| Delray Beach, Palm Beach     | 1,506  |
| Stuart, Martin               | 1,472  |
| Brandon, Hillsborough        | 1,441  |
| Ocala, Marion                | 1,368  |
| Coral Springs, Broward       | 1,318  |
| Riverview, Hillsborough      | 1,256  |
| Largo, Pinellas              | 1,234  |
| Missing, Broward             | 1,161  |
| Plant City, Hillsborough     | 1,153  |
| Fort Pierce, St. Lucie       | 1,137  |
| Jupiter, Palm Beach          | 1,134  |
| Apopka, Orange               | 1,131  |
| Lake Worth Beach, Palm Beach | 1,119  |
| Melbourne, Brevard           | 1,111  |
| Sunrise, Broward             | 1,092  |
| North Miami Beach, Dade      | 1,087  |
| Davie, Broward               | 1,082  |
| Sanford, Seminole            | 1,041  |
| New Port Richey, Pasco       | 1,027  |
| Deerfield Beach, Broward     | 1,011  |
| Panama City, Bay             | 1,008  |
| Saint Augustine, St. Johns   | 987    |
| Doral, Dade                  | 986    |
| Daytona Beach, Volusia       | 919    |
| Vero Beach, Indian River     | 899    |
| Arcadia, Desoto              | 880    |

# COVID-19: characteristics of 297,876 Florida resident cases

Data through Jul 14, 2020 verified as of Jul 15, 2020 at 09:25 AM

Data in this report are provisional and subject to change.

The table below includes the cities and counties of residence for cases in Florida residents based on the patient's ZIP Code.

Note that city is not always received as part of the initial notification and may be missing while the case is being investigated.

| City and county                | Cases |
|--------------------------------|-------|
| Lake City, Columbia            | 878   |
| Tamarac, Broward               | 852   |
| Palmetto, Manatee              | 850   |
| Winter Park, Orange            | 842   |
| Plantation, Broward            | 831   |
| Royal Palm Beach, Palm Beach   | 831   |
| Indiantown, Martin             | 826   |
| Deltona, Volusia               | 804   |
| Orange Park, Clay              | 802   |
| Altamonte Springs, Seminole    | 758   |
| Oviedo, Seminole               | 749   |
| Winter Garden, Orange          | 748   |
| Palm Bay, Brevard              | 748   |
| Bonita Springs, Lee            | 738   |
| Clermont, Lake                 | 732   |
| Deland, Volusia                | 732   |
| Palm Beach Gardens, Palm Beach | 725   |
| North Miami, Dade              | 724   |
| Saint Cloud, Osceola           | 717   |
| Margate, Broward               | 691   |
| Land O Lakes, Pasco            | 688   |
| Hallandale, Broward            | 679   |
| Clewiston, Hendry              | 666   |
| Port Charlotte, Charlotte      | 662   |
| Florida City, Dade             | 661   |
| Live Oak, Suwannee             | 661   |
| Belle Glade, Palm Beach        | 658   |
| Palm Harbor, Pinellas          | 648   |
| Ocoee, Orange                  | 647   |
| Wesley Chapel, Pasco           | 639   |
| Davenport, Polk                | 637   |
| Milton, Santa Rosa             | 628   |
| Coral Gables, Dade             | 610   |
| Coconut Creek, Broward         | 609   |
| North Lauderdale, Broward      | 606   |
| Seminole, Pinellas             | 603   |
| Wellington, Palm Beach         | 584   |
| Haines City, Polk              | 581   |
| Okeechobee, Okeechobee         | 580   |
| Pinellas Park, Pinellas        | 575   |
| Ruskin, Hillsborough           | 572   |
| Spring Hill, Hernando          | 571   |
| Longwood, Seminole             | 559   |
| Lutz, Hillsborough             | 559   |
| Weston, Broward                | 554   |
| Oakland Park, Broward          | 547   |
| Valrico, Hillsborough          | 540   |
| Fort Walton Beach, Okaloosa    | 539   |
| Windermere, Orange             | 519   |
| Casselberry, Seminole          | 512   |
| Jacksonville Beach, Duval      | 498   |
| Wimauma, Hillsborough          | 476   |
| Pembroke Pines, Broward        | 474   |
| Labelle, Hendry                | 456   |
| Punta Gorda, Charlotte         | 453   |
| Quincy, Gadsden                | 446   |
| Palatka, Putnam                | 438   |
| Lake Mary, Seminole            | 434   |
| Cocoa, Brevard                 | 433   |

# COVID-19: characteristics of 297,876 Florida resident cases

Data through Jul 14, 2020 verified as of Jul 15, 2020 at 09:25 AM

Data in this report are provisional and subject to change.

The table below includes the cities and counties of residence for cases in Florida residents based on the patient's ZIP Code.

Note that city is not always received as part of the initial notification and may be missing while the case is being investigated.

| City and county              | Cases |
|------------------------------|-------|
| Missing, Palm Beach          | 424   |
| Aventura, Dade               | 423   |
| Tavares, Lake                | 421   |
| Palm Coast, Flagler          | 408   |
| Leesburg, Lake               | 388   |
| Miami Lakes, Dade            | 388   |
| Bartow, Polk                 | 377   |
| Winter Springs, Seminole     | 375   |
| Ormond Beach, Volusia        | 369   |
| Zephyrhills, Pasco           | 368   |
| Maitland, Orange             | 368   |
| North Fort Myers, Lee        | 358   |
| Loxahatchee, Palm Beach      | 354   |
| Tarpon Springs, Pinellas     | 351   |
| Missing, Dade                | 348   |
| North Port, Sarasota         | 347   |
| Seffner, Hillsborough        | 343   |
| Port Richey, Pasco           | 342   |
| Auburndale, Polk             | 340   |
| Jasper, Hamilton             | 337   |
| Middleburg, Clay             | 336   |
| Ponte Vedra Beach, St. Johns | 334   |
| South Miami, Dade            | 333   |
| Kissimmee, Polk              | 330   |
| Cantonment, Escambia         | 325   |
| Pahokee, Palm Beach          | 315   |
| Dade City, Pasco             | 311   |
| Hudson, Pasco                | 307   |
| Crestview, Okaloosa          | 305   |
| Lake Wales, Polk             | 304   |
| Wauchula, Hardee             | 301   |
| South Bay, Palm Beach        | 301   |
| Brooksville, Hernando        | 301   |
| Dunedin, Pinellas            | 297   |
| Missing, Collier             | 297   |
| Gulf Breeze, Santa Rosa      | 296   |
| Riviera Beach, Palm Beach    | 292   |
| Holiday, Pasco               | 291   |
| Mulberry, Polk               | 288   |
| Orange City, Volusia         | 284   |
| Port Orange, Volusia         | 279   |
| Fellsmere, Indian River      | 271   |
| Venice, Sarasota             | 267   |
| Sebring, Highlands           | 264   |
| Key West, Monroe             | 263   |
| Merritt Island, Brevard      | 261   |
| The Villages, Sumter         | 260   |
| Saint Johns, St. Johns       | 260   |
| Navarre, Santa Rosa          | 257   |
| Dover, Hillsborough          | 255   |
| Eustis, Lake                 | 255   |
| Bristol, Liberty             | 254   |
| Cooper City, Broward         | 254   |
| Fernandina Beach, Nassau     | 253   |
| Polk City, Polk              | 251   |
| Sarasota, Manatee            | 251   |
| Lantana, Palm Beach          | 250   |
| Madison, Madison             | 250   |
| Dania, Broward               | 249   |



# COVID-19: characteristics of 297,876 Florida resident cases

Data through Jul 14, 2020 verified as of Jul 15, 2020 at 09:25 AM

Data in this report are provisional and subject to change.

The table below includes the cities and counties of residence for cases in Florida residents based on the patient's ZIP Code.

Note that city is not always received as part of the initial notification and may be missing while the case is being investigated.

| City and county               | Cases |
|-------------------------------|-------|
| Missing, Hillsborough         | 246   |
| Palm City, Martin             | 243   |
| Odessa, Hillsborough          | 241   |
| Estero, Lee                   | 241   |
| Titusville, Brevard           | 237   |
| Green Cove Springs, Clay      | 235   |
| Defuniak Springs, Walton      | 234   |
| Marianna, Jackson             | 232   |
| Destin, Okaloosa              | 228   |
| Bonifay, Holmes               | 227   |
| Parrish, Manatee              | 226   |
| Atlantic Beach, Duval         | 221   |
| Panama City Beach, Bay        | 219   |
| Pinecrest, Dade               | 213   |
| Lauderhill, Broward           | 212   |
| Avon Park, Highlands          | 211   |
| Rockledge, Brevard            | 210   |
| Gibsonton, Hillsborough       | 207   |
| Crescent City, Putnam         | 205   |
| Fleming Island, Clay          | 202   |
| Groveland, Lake               | 196   |
| Lauderdale Lakes, Broward     | 196   |
| Moore Haven, Glades           | 196   |
| Mount Dora, Lake              | 196   |
| Debary, Volusia               | 192   |
| New Smyrna Beach, Volusia     | 189   |
| Wilton Manors, Broward        | 189   |
| Oldsmar, Pinellas             | 186   |
| Santa Rosa Beach, Walton      | 186   |
| Hobe Sound, Martin            | 186   |
| Sneads, Jackson               | 185   |
| Missing, Orange               | 184   |
| Key Biscayne, Dade            | 180   |
| Crawfordville, Wakulla        | 177   |
| Frostproof, Polk              | 176   |
| Missing, Duval                | 176   |
| Inverness, Citrus             | 176   |
| Parkland, Broward             | 176   |
| Apollo Beach, Hillsborough    | 171   |
| Niceville, Okaloosa           | 169   |
| Ponte Vedra, St. Johns        | 167   |
| Missing, Pasco                | 165   |
| Bushnell, Sumter              | 163   |
| Lynn Haven, Bay               | 159   |
| Safety Harbor, Pinellas       | 159   |
| Ellenton, Manatee             | 158   |
| Fort Meade, Polk              | 157   |
| Palm Springs, Palm Beach      | 157   |
| Lithia, Hillsborough          | 155   |
| Sun City Center, Hillsborough | 153   |
| Pace, Santa Rosa              | 149   |
| North Palm Beach, Palm Beach  | 145   |
| Chipley, Washington           | 141   |
| Sebastian, Indian River       | 136   |
| Missing, Hendry               | 134   |
| Alachua, Alachua              | 131   |
| Bowling Green, Hardee         | 131   |
| Summerfield, Marion           | 130   |
| Perry, Taylor                 | 129   |

# COVID-19: characteristics of 297,876 Florida resident cases

Data through Jul 14, 2020 verified as of Jul 15, 2020 at 09:25 AM

Data in this report are provisional and subject to change.

The table below includes the cities and counties of residence for cases in Florida residents based on the patient's ZIP Code.

Note that city is not always received as part of the initial notification and may be missing while the case is being investigated.

| City and county            | Cases |
|----------------------------|-------|
| Yulee, Nassau              | 127   |
| Missing, St. Johns         | 125   |
| Missing, Polk              | 125   |
| Missing, Santa Rosa        | 124   |
| Macclenny, Baker           | 123   |
| Missing, Hardee            | 119   |
| Chiefland, Levy            | 118   |
| Jensen Beach, Martin       | 116   |
| Jacksonville, St. Johns    | 115   |
| Belleview, Marion          | 113   |
| Trenton, Gilchrist         | 113   |
| Starke, Bradford           | 113   |
| Cocoa Beach, Brevard       | 111   |
| Missing, Lee               | 111   |
| Crystal River, Citrus      | 110   |
| Mascotte, Lake             | 109   |
| Blountstown, Calhoun       | 109   |
| Neptune Beach, Duval       | 109   |
| Palmetto Bay, Dade         | 109   |
| Key Largo, Monroe          | 107   |
| Missing, Marion            | 106   |
| Missing, Citrus            | 104   |
| Satellite Beach, Brevard   | 98    |
| Missing, Desoto            | 98    |
| Thonotosassa, Hillsborough | 96    |
| Wildwood, Sumter           | 94    |
| Lake Alfred, Polk          | 93    |
| Myakka City, Manatee       | 93    |
| Edgewater, Volusia         | 92    |
| Callahan, Nassau           | 92    |
| Missing, Madison           | 92    |
| Shalimar, Okaloosa         | 92    |
| Clearwater Beach, Pinellas | 91    |
| Newberry, Alachua          | 89    |
| Lady Lake, Lake            | 89    |
| Holly Hill, Volusia        | 89    |
| Missing, Osceola           | 85    |
| Carol City, Dade           | 85    |
| Jennings, Hamilton         | 85    |
| Missing, Brevard           | 85    |
| Englewood, Charlotte       | 84    |
| Dunnellon, Marion          | 84    |
| Mary Esther, Okaloosa      | 83    |
| Missing, St. Lucie         | 83    |
| Minneola, Lake             | 81    |
| Pierson, Volusia           | 81    |
| Lake Placid, Highlands     | 80    |
| Old Town, Dixie            | 80    |
| Missing, Volusia           | 78    |
| Marathon, Monroe           | 77    |
| Homosassa, Citrus          | 77    |
| Williston, Levy            | 77    |
| Monticello, Jefferson      | 76    |
| Spring Hill, Pasco         | 76    |
| Nokomis, Sarasota          | 75    |
| West Melbourne, Brevard    | 75    |
| Havana, Gadsden            | 72    |
| Sorrento, Lake             | 71    |
| Tavernier, Monroe          | 69    |

# COVID-19: characteristics of 297,876 Florida resident cases

Data through Jul 14, 2020 verified as of Jul 15, 2020 at 09:25 AM

Data in this report are provisional and subject to change.

The table below includes the cities and counties of residence for cases in Florida residents based on the patient's ZIP Code.

Note that city is not always received as part of the initial notification and may be missing while the case is being investigated.

| City and county            | Cases |
|----------------------------|-------|
| Southwest Ranches, Broward | 69    |
| Missing, Martin            | 69    |
| Medley, Dade               | 67    |
| De Leon Springs, Volusia   | 67    |
| Zolfo Springs, Hardee      | 67    |
| Lake Park, Palm Beach      | 66    |
| Gulfport, Pinellas         | 66    |
| Avon Park, Polk            | 66    |
| Missing, Jackson           | 66    |
| Missing, Indian River      | 64    |
| Lake Butler, Union         | 63    |
| Indialantic, Brevard       | 63    |
| Palm Beach, Palm Beach     | 62    |
| Tequesta, Palm Beach       | 61    |
| Gotha, Orange              | 60    |
| Freeport, Walton           | 60    |
| Missing, Sarasota          | 60    |
| Missing, Highlands         | 59    |
| Hilliard, Nassau           | 59    |
| Missing, Hernando          | 59    |
| Molino, Escambia           | 58    |
| Trinity, Pasco             | 58    |
| Alva, Lee                  | 58    |
| Bunnell, Flagler           | 58    |
| Marco Island, Collier      | 58    |
| Missing, Seminole          | 57    |
| Englewood, Sarasota        | 57    |
| Mayo, Lafayette            | 57    |
| Geneva, Seminole           | 56    |
| Port Saint Joe, Gulf       | 55    |
| Chuluota, Seminole         | 55    |
| Montverde, Lake            | 53    |
| Miramar Beach, Walton      | 53    |
| Jay, Santa Rosa            | 52    |
| Graceville, Jackson        | 52    |
| Ave Maria, Collier         | 52    |
| Rotunda West, Charlotte    | 51    |
| Flagler Beach, Flagler     | 51    |
| Midway, Gadsden            | 50    |
| Beverly Hills, Citrus      | 50    |
| Missing, Escambia          | 49    |
| Cape Canaveral, Brevard    | 49    |
| Fort Myers Beach, Lee      | 47    |
| Missing, Pinellas          | 47    |
| Bronson, Levy              | 46    |
| Fruitland Park, Lake       | 46    |
| Missing, Monroe            | 46    |
| Kenneth City, Pinellas     | 45    |
| East Palatka, Putnam       | 45    |
| Cross City, Dixie          | 45    |
| Umatilla, Lake             | 44    |
| Eagle Lake, Polk           | 44    |
| South Daytona, Volusia     | 43    |
| Bell, Gilchrist            | 43    |
| Oxford, Sumter             | 43    |
| Fort White, Columbia       | 43    |
| West Miami, Dade           | 42    |
| Mims, Brevard              | 42    |
| Altha, Calhoun             | 42    |

# COVID-19: characteristics of 297,876 Florida resident cases

Data through Jul 14, 2020 verified as of Jul 15, 2020 at 09:25 AM

Data in this report are provisional and subject to change.

The table below includes the cities and counties of residence for cases in Florida residents based on the patient's ZIP Code.

Note that city is not always received as part of the initial notification and may be missing while the case is being investigated.

| City and county               | Cases |
|-------------------------------|-------|
| Archer, Alachua               | 42    |
| Missing, Manatee              | 42    |
| High Springs, Alachua         | 42    |
| Hernando, Citrus              | 41    |
| Oakland, Orange               | 41    |
| Chattahoochee, Gadsden        | 40    |
| Greenwood, Jackson            | 39    |
| Missing, Lake                 | 39    |
| Belle Isle, Orange            | 38    |
| Indian Rocks Beach, Pinellas  | 38    |
| Weeki Wachee, Hernando        | 38    |
| Seville, Volusia              | 38    |
| Interlachen, Putnam           | 37    |
| Melbourne Beach, Brevard      | 36    |
| Zellwood, Orange              | 36    |
| Keystone Heights, Clay        | 36    |
| Lecanto, Citrus               | 36    |
| Lakewood Ranch, Manatee       | 35    |
| Islamorada, Monroe            | 35    |
| South Pasadena, Pinellas      | 35    |
| O Brien, Suwannee             | 35    |
| Greenacres, Palm Beach        | 35    |
| Raiford, Union                | 35    |
| Hastings, St. Johns           | 34    |
| Lake Panasoffkee, Sumter      | 33    |
| El Portal, Dade               | 33    |
| Coconut Grove, Dade           | 32    |
| Missing, Nassau               | 32    |
| Wewahitchka, Gulf             | 32    |
| Century, Escambia             | 31    |
| Dundee, Polk                  | 31    |
| Viera, Brevard                | 31    |
| Gretna, Gadsden               | 31    |
| Bal Harbour, Dade             | 31    |
| Vernon, Washington            | 30    |
| Osprey, Sarasota              | 30    |
| Citra, Marion                 | 30    |
| Pomona Park, Putnam           | 30    |
| Dunnellon, Citrus             | 30    |
| Missing, Flagler              | 30    |
| Greenville, Madison           | 29    |
| Sanibel, Lee                  | 29    |
| Missing, Unknown              | 29    |
| Satsuma, Putnam               | 29    |
| Biscayne Park, Dade           | 29    |
| Indian Harbour Beach, Brevard | 28    |
| Webster, Sumter               | 28    |
| Surfside, Dade                | 28    |
| Lawtey, Bradford              | 28    |
| Southport, Bay                | 28    |
| Missing, Gadsden              | 28    |
| Center Hill, Sumter           | 27    |
| Branford, Suwannee            | 27    |
| Baker, Okaloosa               | 27    |
| Cottdale, Jackson             | 26    |
| Cutler Bay, Dade              | 26    |
| Grand Island, Lake            | 26    |
| Glen Saint Mary, Baker        | 25    |
| Hawthorne, Alachua            | 25    |

# COVID-19: characteristics of 297,876 Florida resident cases

Data through Jul 14, 2020 verified as of Jul 15, 2020 at 09:25 AM

Data in this report are provisional and subject to change.

The table below includes the cities and counties of residence for cases in Florida residents based on the patient's ZIP Code.

Note that city is not always received as part of the initial notification and may be missing while the case is being investigated.

| City and county                    | Cases |
|------------------------------------|-------|
| San Antonio, Pasco                 | 25    |
| Missing, Levy                      | 24    |
| Silver Springs, Marion             | 24    |
| Christmas, Orange                  | 24    |
| Missing, Leon                      | 24    |
| Celebration, Osceola               | 23    |
| Lauderdale By The Sea, Broward     | 23    |
| Missing, Okaloosa                  | 23    |
| Canal Point, Palm Beach            | 23    |
| Hallandale Beach, Broward          | 23    |
| Sanderson, Baker                   | 23    |
| Melrose, Putnam                    | 22    |
| Malabar, Brevard                   | 22    |
| Citrus Springs, Citrus             | 22    |
| Ocklawaha, Marion                  | 22    |
| Felda, Hendry                      | 22    |
| Florida Dept Of Corrections, Union | 22    |
| Lake Hamilton, Polk                | 22    |
| Elkton, St. Johns                  | 22    |
| Missing, Walton                    | 21    |
| Coleman, Sumter                    | 21    |
| Grand Ridge, Jackson               | 21    |
| Missing, Washington                | 21    |
| Mcalpin, Suwannee                  | 21    |
| Hypoluxo, Palm Beach               | 20    |
| Fern Park, Seminole                | 20    |
| Juno Beach, Palm Beach             | 20    |
| Youngstown, Bay                    | 20    |
| Missing, Clay                      | 20    |
| Poinciana, Polk                    | 20    |
| Lake Helen, Volusia                | 20    |
| Apalachicola, Franklin             | 20    |
| Howey-In-The-Hills, Lake           | 19    |
| Inlet Beach, Walton                | 19    |
| Missing, Calhoun                   | 19    |
| Sunny Isles Beach, Dade            | 19    |
| Lee, Madison                       | 19    |
| Missing, Sumter                    | 18    |
| Madeira Beach, Pinellas            | 18    |
| Babson Park, Polk                  | 18    |
| Princeton, Dade                    | 18    |
| Osteen, Volusia                    | 18    |
| Patrick Air Force Base, Brevard    | 18    |
| Miami Springs, Dade                | 17    |
| Ochopee, Collier                   | 17    |
| Atlantis, Palm Beach               | 17    |
| Malone, Jackson                    | 17    |
| Reddick, Marion                    | 17    |
| White Springs, Hamilton            | 17    |
| Mcdavid, Escambia                  | 17    |
| Bokeelia, Lee                      | 17    |
| Missing, Gulf                      | 17    |
| Big Pine Key, Monroe               | 17    |
| Astor, Lake                        | 17    |
| Naranja, Dade                      | 16    |
| Hosford, Liberty                   | 16    |
| Belleair, Pinellas                 | 16    |
| Temple Terrace, Hillsborough       | 16    |
| The Villages, Lake                 | 16    |

# COVID-19: characteristics of 297,876 Florida resident cases

Data through Jul 14, 2020 verified as of Jul 15, 2020 at 09:25 AM

Data in this report are provisional and subject to change.

The table below includes the cities and counties of residence for cases in Florida residents based on the patient's ZIP Code.

Note that city is not always received as part of the initial notification and may be missing while the case is being investigated.

| City and county                | Cases |
|--------------------------------|-------|
| Belleair Beach, Pinellas       | 16    |
| Steinhatchee, Taylor           | 16    |
| Unknown, Orange                | 15    |
| Missing, Baker                 | 15    |
| Morriston, Levy                | 15    |
| Hialeah Gardens, Dade          | 15    |
| Lady Lake, Sumter              | 15    |
| Alford, Jackson                | 15    |
| Stock Island, Monroe           | 15    |
| Bradenton Beach, Manatee       | 15    |
| Floral City, Citrus            | 15    |
| Grant-Valkaria, Brevard        | 15    |
| Crystal Beach, Pinellas        | 14    |
| Laurel Hill, Okaloosa          | 14    |
| Missing, Bay                   | 14    |
| Micanopy, Alachua              | 14    |
| North Bay Village, Dade        | 14    |
| Missing, Jefferson             | 14    |
| Greensboro, Gadsden            | 14    |
| Kendall, Dade                  | 13    |
| Eastpoint, Franklin            | 13    |
| Florida State University, Leon | 13    |
| Carrollwood, Hillsborough      | 13    |
| Astatula, Lake                 | 13    |
| Sweetwater, Dade               | 13    |
| Yalaha, Lake                   | 13    |
| Missing, Holmes                | 13    |
| Saint James City, Lee          | 13    |
| Bryceville, Nassau             | 13    |
| Weirsdale, Marion              | 13    |
| Eglin Air Force Base, Okaloosa | 12    |
| Sumterville, Sumter            | 12    |
| Missing, Gilchrist             | 12    |
| Odessa, Pasco                  | 12    |
| Wellborn, Suwannee             | 12    |
| Anthony, Marion                | 12    |
| Alafaya, Orange                | 12    |
| San Mateo, Putnam              | 12    |
| Okahumpka, Lake                | 11    |
| Miami Shores, Dade             | 11    |
| Edgewood, Orange               | 11    |
| Fountain, Bay                  | 11    |
| Missing, Liberty               | 11    |
| Singer Island, Palm Beach      | 11    |
| Kissimmee, Orange              | 11    |
| Lighthouse Point, Broward      | 11    |
| Placida, Charlotte             | 11    |
| Holmes Beach, Manatee          | 11    |
| Valparaiso, Okaloosa           | 11    |
| Haverhill, Palm Beach          | 11    |
| Village Of Palmetto Bay, Dade  | 11    |
| Longboat Key, Manatee          | 11    |
| Paisley, Lake                  | 11    |
| Summerland Key, Monroe         | 11    |
| Missing, Suwannee              | 10    |
| Baldwin, Duval                 | 10    |
| West Park, Broward             | 10    |
| Heathrow, Seminole             | 10    |
| Hollister, Putnam              | 10    |

# COVID-19: characteristics of 297,876 Florida resident cases

Data through Jul 14, 2020 verified as of Jul 15, 2020 at 09:25 AM

Data in this report are provisional and subject to change.

The table below includes the cities and counties of residence for cases in Florida residents based on the patient's ZIP Code.

Note that city is not always received as part of the initial notification and may be missing while the case is being investigated.

| City and county                 | Cases |
|---------------------------------|-------|
| Fort Denaud, Hendry             | 10    |
| Nocatee, Desoto                 | 10    |
| Carrabelle, Franklin            | 10    |
| Golden Beach, Dade              | 10    |
| Waverly, Polk                   | 10    |
| Missing, Charlotte              | 10    |
| Missing, Wakulla                | 10    |
| Oak Hill, Volusia               | 9     |
| Barefoot Bay, Brevard           | 9     |
| Caryville, Washington           | 9     |
| Callaway, Bay                   | 9     |
| Waldo, Alachua                  | 9     |
| Ona, Hardee                     | 9     |
| Lake Suzy, Desoto               | 9     |
| Balm, Hillsborough              | 8     |
| Goulds, Dade                    | 8     |
| Sun City, Hillsborough          | 8     |
| Bay Harbor Islands, Dade        | 8     |
| Kindred, Osceola                | 8     |
| Missing, Glades                 | 8     |
| Ponce Inlet, Volusia            | 8     |
| Clarksville, Calhoun            | 8     |
| Sopchoppy, Wakulla              | 8     |
| Tierra Verde, Pinellas          | 8     |
| Bellview, Escambia              | 8     |
| Fruit Cove, St. Johns           | 8     |
| Florahome, Putnam               | 7     |
| Matlacha, Lee                   | 7     |
| Winter Park, Seminole           | 7     |
| Reunion, Osceola                | 7     |
| Lamont, Jefferson               | 7     |
| Tice, Lee                       | 7     |
| Welaka, Putnam                  | 7     |
| Altoona, Lake                   | 7     |
| Dania Beach, Broward            | 7     |
| Treasure Island, Pinellas       | 7     |
| Westville, Holmes               | 7     |
| Bayonet Point, Pasco            | 7     |
| Missing, Bradford               | 7     |
| Mangonia Park, Palm Beach       | 7     |
| Bascom, Jackson                 | 7     |
| Santa Fe, Alachua               | 7     |
| Terra Ceia, Manatee             | 6     |
| Georgetown, Putnam              | 6     |
| Holt, Okaloosa                  | 6     |
| Missing, Alachua                | 6     |
| Harmony, Osceola                | 6     |
| Tioga, Alachua                  | 6     |
| Venus, Highlands                | 6     |
| Inglis, Levy                    | 6     |
| Walnut Hill, Escambia           | 6     |
| Missing, Dixie                  | 6     |
| North Redington Beach, Pinellas | 6     |
| Sydney, Hillsborough            | 6     |
| Lutz, Pasco                     | 6     |
| Pinetta, Madison                | 6     |
| Sebastian, Brevard              | 6     |
| Kathleen, Polk                  | 6     |
| Pensacola Beach, Santa Rosa     | 6     |

# COVID-19: characteristics of 297,876 Florida resident cases

Data through Jul 14, 2020 verified as of Jul 15, 2020 at 09:25 AM

Data in this report are provisional and subject to change.

The table below includes the cities and counties of residence for cases in Florida residents based on the patient's ZIP Code.

Note that city is not always received as part of the initial notification and may be missing while the case is being investigated.

| City and county               | Cases |
|-------------------------------|-------|
| Unknown, Dade                 | 6     |
| Hampton, Bradford             | 6     |
| Labelle, Glades               | 6     |
| Saint Pete Beach, Pinellas    | 5     |
| Kinard, Calhoun               | 5     |
| Brooker, Bradford             | 5     |
| La Crosse, Alachua            | 5     |
| Destin, Walton                | 5     |
| Hiwassee, Orange              | 5     |
| Eloise, Polk                  | 5     |
| Wahneta, Polk                 | 5     |
| Ocean Ridge, Palm Beach       | 5     |
| Highland City, Polk           | 5     |
| Missing, Lafayette            | 5     |
| Buena Ventura Lakes, Osceola  | 5     |
| Campbellton, Jackson          | 4     |
| Kenansville, Osceola          | 4     |
| Perdido Key, Escambia         | 4     |
| Nichols, Polk                 | 4     |
| Nobleton, Hernando            | 4     |
| Northdale, Hillsborough       | 4     |
| West Delray Beach, Palm Beach | 4     |
| Lorida, Highlands             | 4     |
| Indian Lake Estates, Polk     | 4     |
| Key Colony Beach, Monroe      | 4     |
| Poinciana, Osceola            | 4     |
| Lehigh, Lee                   | 4     |
| Saint Marks, Wakulla          | 4     |
| Tallevast, Manatee            | 4     |
| Mango, Hillsborough           | 4     |
| Fort McCoy, Marion            | 4     |
| Orlando, Seminole             | 4     |
| Mayport, Duval                | 4     |
| Miami, Unknown                | 4     |
| Ridge Manor, Pasco            | 4     |
| Siesta Key, Sarasota          | 4     |
| Ponce De Leon, Walton         | 4     |
| Tyndall Air Force Base, Bay   | 4     |
| Homeland, Polk                | 4     |
| Bay Pines, Pinellas           | 4     |
| Cloud Lake, Palm Beach        | 4     |
| Long Boat Key, Manatee        | 4     |
| Missing, Taylor               | 4     |
| Davenport, Osceola            | 3     |
| Dinsmore, Duval               | 3     |
| Ebro, Washington              | 3     |
| Bonifay, Washington           | 3     |
| Penney Farms, Clay            | 3     |
| Palma Sola, Manatee           | 3     |
| Palmdale, Glades              | 3     |
| Plymouth, Orange              | 3     |
| Azalea Park, Orange           | 3     |
| East Lake, Marion             | 3     |
| Cutler Ridge, Dade            | 3     |
| Micco, Brevard                | 3     |
| Lake Monroe, Seminole         | 3     |
| Intercession City, Osceola    | 3     |
| Captiva, Lee                  | 3     |
| Belleair Bluffs, Pinellas     | 3     |



# COVID-19: characteristics of 297,876 Florida resident cases

Data through Jul 14, 2020 verified as of Jul 15, 2020 at 09:25 AM

Data in this report are provisional and subject to change.

The table below includes the cities and counties of residence for cases in Florida residents based on the patient's ZIP Code.

Note that city is not always received as part of the initial notification and may be missing while the case is being investigated.

| City and county              | Cases |
|------------------------------|-------|
| Fort Lauderdale, Unknown     | 3     |
| Ferndale, Lake               | 3     |
| Missing, Union               | 3     |
| Pembroke Park, Broward       | 3     |
| Palm Shores, Brevard         | 3     |
| Shady Grove, Taylor          | 3     |
| Graceville, Holmes           | 3     |
| Jacksonville, Unknown        | 3     |
| Candler, Marion              | 3     |
| Bradley, Polk                | 3     |
| Steinhatchee, Dixie          | 3     |
| Ybor City, Hillsborough      | 3     |
| Wabasso, Indian River        | 3     |
| Lacoochee, Pasco             | 3     |
| Enterprise, Volusia          | 3     |
| Hernando Beach, Hernando     | 3     |
| Centerville, Leon            | 3     |
| Leisure City, Dade           | 3     |
| Missing, Franklin            | 3     |
| At Large, Broward            | 3     |
| Altamonte Springs, Orange    | 3     |
| Perrine, Dade                | 3     |
| Ponce De Leon, Holmes        | 3     |
| Port Saint John, Brevard     | 3     |
| Oneco, Manatee               | 3     |
| Westchase, Hillsborough      | 3     |
| Mayport Naval Housing, Duval | 3     |
| Hollywood, Unknown           | 3     |
| Miromar Lakes, Lee           | 3     |
| Missing, Putnam              | 3     |
| Mount Plymouth, Lake         | 3     |
| Cedar Key, Levy              | 3     |
| City Of Sunrise, Broward     | 3     |
| Dowling Park, Suwannee       | 3     |
| Braden River, Manatee        | 3     |
| Gulf Stream, Palm Beach      | 3     |
| Elfers, Pasco                | 3     |
| Fpo, Duval                   | 3     |
| Eaton Park, Polk             | 2     |
| Mulberry, Hillsborough       | 2     |
| Union Park, Orange           | 2     |
| Saint Leo, Pasco             | 2     |
| Sand Lake, Orange            | 2     |
| Pasadena, Pinellas           | 2     |
| West Palm Beach, Unknown     | 2     |
| Celebration, Orange          | 2     |
| Goodland, Collier            | 2     |
| Durant, Hillsborough         | 2     |
| Miami, Martin                | 2     |
| Lake Butler, Bradford        | 2     |
| Gulf Breeze, Escambia        | 2     |
| Ft Pierce, St. Lucie         | 2     |
| Lamont, Taylor               | 2     |
| Land O Lakes, Hillsborough   | 2     |
| Maxville, Duval              | 2     |
| Missing, Okeechobee          | 2     |
| Unknown, Seminole            | 2     |
| Sugarloaf, Monroe            | 2     |
| San Carlos Park, Lee         | 2     |

# COVID-19: characteristics of 297,876 Florida resident cases

Data through Jul 14, 2020 verified as of Jul 15, 2020 at 09:25 AM

Data in this report are provisional and subject to change.

The table below includes the cities and counties of residence for cases in Florida residents based on the patient's ZIP Code.

Note that city is not always received as part of the initial notification and may be missing while the case is being investigated.

| City and county                | Cases |
|--------------------------------|-------|
| Rubonia, Manatee               | 2     |
| Pompano Beach, Unknown         | 2     |
| Longboat Key, Sarasota         | 2     |
| Earleton, Alachua              | 2     |
| Eatonville, Orange             | 2     |
| Homosassa Springs, Citrus      | 2     |
| Clewiston, Palm Beach          | 2     |
| Aloma, Orange                  | 2     |
| Branford, Lafayette            | 2     |
| Buckingham, Lee                | 2     |
| Boca Grande, Lee               | 2     |
| Inlet Beach, Bay               | 2     |
| Hallandale Beach, Broward      | 2     |
| Fisher Island, Dade            | 2     |
| Sunny Hills, Washington        | 2     |
| Tangerine, Orange              | 2     |
| Pine Hills, Orange             | 2     |
| North Venice, Sarasota         | 2     |
| Archer, Levy                   | 2     |
| Hawthorne, Putnam              | 2     |
| Lockhart, Orange               | 2     |
| Loxahatchee Groves, Palm Beach | 2     |
| Saint Lucie West, St. Lucie    | 2     |
| University Park, Manatee       | 2     |
| Unknown, Broward               | 2     |
| Valkaria, Brevard              | 2     |
| West Villages, Sarasota        | 2     |
| Crystal Springs, Pasco         | 2     |
| Cudjoe Key, Monroe             | 2     |
| Duette, Manatee                | 2     |
| Anna Maria, Manatee            | 2     |
| Lealman, Pinellas              | 2     |
| Madison, Unknown               | 2     |
| Maitland, Seminole             | 2     |
| Mexico Beach, Bay              | 2     |
| Missing, Hamilton              | 2     |
| Panacea, Wakulla               | 2     |
| Paxton, Walton                 | 2     |
| Yankeetown, Levy               | 2     |
| Alturas, Polk                  | 2     |
| Lake City, Suwannee            | 2     |
| Green Acres, Palm Beach        | 2     |
| Forest City, Orange            | 2     |
| Lake Harbor, Palm Beach        | 2     |
| Logwood, Seminole              | 1     |
| Loughman, Polk                 | 1     |
| Orlando, Brevard               | 1     |
| Gastonia, Polk                 | 1     |
| Goldenrod, Seminole            | 1     |
| Darien, Pasco                  | 1     |
| Deltona, Volusia               | 1     |
| Bostwick, Putnam               | 1     |
| Bartow, Unknown                | 1     |
| Champions Gate, Polk           | 1     |
| Chokoloskee, Collier           | 1     |
| Palm Coast, Orange             | 1     |
| Scottsmoor, Brevard            | 1     |
| Saint Cloud, Orange            | 1     |
| Saint Petersburg, Dade         | 1     |

# COVID-19: characteristics of 297,876 Florida resident cases

Data through Jul 14, 2020 verified as of Jul 15, 2020 at 09:25 AM

Data in this report are provisional and subject to change.

The table below includes the cities and counties of residence for cases in Florida residents based on the patient's ZIP Code.

Note that city is not always received as part of the initial notification and may be missing while the case is being investigated.

| City and county                  | Cases |
|----------------------------------|-------|
| Woodville, Leon                  | 1     |
| Wimauma, Manatee                 | 1     |
| Ocala, Unknown                   | 1     |
| Ocean Breeze, Martin             | 1     |
| Redington Beach, Pinellas        | 1     |
| Orlando, Orange                  | 1     |
| Saint Cloud, Manatee             | 1     |
| South Fort Myers, Lee            | 1     |
| University Of Central Fl, Orange | 1     |
| Valrico, Orange                  | 1     |
| Tampa, Orange                    | 1     |
| Town N Country, Hillsborough     | 1     |
| Trilby, Pasco                    | 1     |
| Winterpark, Unknown              | 1     |
| Wewahitchka, Calhoun             | 1     |
| Live Oak, Columbia               | 1     |
| Long Key, Monroe                 | 1     |
| Horseshoe Beach, Dixie           | 1     |
| Hurlburt Field, Okaloosa         | 1     |
| Hialeah, Unknown                 | 1     |
| Gibsonia, Polk                   | 1     |
| Greenacres, Unknown              | 1     |
| Apopka, Unknown                  | 1     |
| Alligator Point, Wakulla         | 1     |
| Bayshore Gardens, Manatee        | 1     |
| Bonita Springs, Collier          | 1     |
| Everett, Dade                    | 1     |
| Everglades City, Collier         | 1     |
| Fort Charlotte, Charlotte        | 1     |
| Daytona Beach Shores, Volusia    | 1     |
| Doral, Broward                   | 1     |
| West Bradenton, Manatee          | 1     |
| Wintergarden, Orange             | 1     |
| Venice, Hillsborough             | 1     |
| Tallahassee, Unknown             | 1     |
| The Villages, Marion             | 1     |
| Seven Springs, Pasco             | 1     |
| River Ranch, Polk                | 1     |
| Port Everglades, Broward         | 1     |
| Quail Heights, Dade              | 1     |
| Ramrod Key, Monroe               | 1     |
| Palm Beach Shores, Palm Beach    | 1     |
| Orlando, Columbia                | 1     |
| Jensen Beach, St. Lucie          | 1     |
| Jupiter, Duval                   | 1     |
| Laud-By-The-Sea, Broward         | 1     |
| Lake Como, Putnam                | 1     |
| Boca Raton, Orange               | 1     |
| Bagdad, Santa Rosa               | 1     |
| Hallandale Beach, Unknown        | 1     |
| Immokalee, Lee                   | 1     |
| Indian Shores, Pinellas          | 1     |
| Okeechobee, St. Lucie            | 1     |
| Oklawaha, Marion                 | 1     |
| Olustee, Baker                   | 1     |
| Miamf, Dade                      | 1     |
| Milton, Escambia                 | 1     |
| Parker, Bay                      | 1     |
| Sewalls Point, Martin            | 1     |

# COVID-19: characteristics of 297,876 Florida resident cases

Data through Jul 14, 2020 verified as of Jul 15, 2020 at 09:25 AM

Data in this report are provisional and subject to change.

The table below includes the cities and counties of residence for cases in Florida residents based on the patient's ZIP Code.

Note that city is not always received as part of the initial notification and may be missing while the case is being investigated.

| City and county                       | Cases |
|---------------------------------------|-------|
| San Antonio, Unknown                  | 1     |
| Wesley Chapel, Alachua                | 1     |
| Switzerland, St. Johns                | 1     |
| Tampa Palms, Hillsborough             | 1     |
| South Daytona Beach, Volusia          | 1     |
| Unknown, Columbia                     | 1     |
| Unknown, Palm Beach                   | 1     |
| Watersound, Walton                    | 1     |
| Tewksbury, Orange                     | 1     |
| Tampa, Pinellas                       | 1     |
| Fl, Dade                              | 1     |
| Fellsmere, Brevard                    | 1     |
| Estero, Collier                       | 1     |
| Florence Villa, Polk                  | 1     |
| Jacksonville, Clay                    | 1     |
| Laurel, Sarasota                      | 1     |
| Manalapan, Palm Beach                 | 1     |
| Bay Lake, Orange                      | 1     |
| Beverly Beach, Flagler                | 1     |
| Aollywoss, Dade                       | 1     |
| Arndale, Hillsborough                 | 1     |
| Cortez, Manatee                       | 1     |
| Clermont, Orange                      | 1     |
| Clermont, Polk                        | 1     |
| Doctors Inlet, Clay                   | 1     |
| Cape Haze, Charlotte                  | 1     |
| Alva, Escambia                        | 1     |
| Bayou George, Bay                     | 1     |
| Clearwater, Pasco                     | 1     |
| Davie, Unknown                        | 1     |
| Homosassa, Orange                     | 1     |
| Hudson, Pinellas                      | 1     |
| Indian Creek Village, Dade            | 1     |
| Gonzalez, Escambia                    | 1     |
| Jacksonville Naval Air Station, Duval | 1     |
| Jacksonville Naval Hospital, Duval    | 1     |
| Mesa, Unknown                         | 1     |
| Miami Gardens, Unknown                | 1     |
| Perth Amboy, Hillsborough             | 1     |
| Panama City, Unknown                  | 1     |
| Rivera Beach, Palm Beach              | 1     |
| Sanford, Orange                       | 1     |
| Orange Lake, Marion                   | 1     |
| Mount Dora, Seminole                  | 1     |
| North Fort Myers, Charlotte           | 1     |
| North Laud, Unknown                   | 1     |
| Sharpes, Brevard                      | 1     |
| Sorrento, Orange                      | 1     |
| Watersound, Bay                       | 1     |
| Unknown, Unknown                      | 1     |
| Unable To Obtain, Palm Beach          | 1     |
| University Of Tampa, Hillsborough     | 1     |
| Yeehaw, Okeechobee                    | 1     |
| Unknown, Volusia                      | 1     |
| Westville, Walton                     | 1     |
| Venice, Manatee                       | 1     |
| Port Saint Lucie, Palm Beach          | 1     |
| Saint Johns, Duval                    | 1     |
| Pensacola Beach, Escambia             | 1     |

# COVID-19: characteristics of 297,876 Florida resident cases

Data through Jul 14, 2020 verified as of Jul 15, 2020 at 09:25 AM

Data in this report are provisional and subject to change.

The table below includes the cities and counties of residence for cases in Florida residents based on the patient's ZIP Code.

Note that city is not always received as part of the initial notification and may be missing while the case is being investigated.

| City and county                    | Cases |
|------------------------------------|-------|
| Pine Castle, Orange                | 1     |
| Miccosukee, Leon                   | 1     |
| Milligan, Okaloosa                 | 1     |
| Miami, Lee                         | 1     |
| Glenwood, Volusia                  | 1     |
| Hallandale, Unknown                | 1     |
| Homeless, Hillsborough             | 1     |
| Homeless, Monroe                   | 1     |
| Homeless, Pinellas                 | 1     |
| Hutchinson Island, St. Lucie       | 1     |
| Attached, Brevard                  | 1     |
| Alpharetta, Broward                | 1     |
| Clarcona, Orange                   | 1     |
| Deltona, Seminole                  | 1     |
| Jena, Taylor                       | 1     |
| Lauderhill, Unknown                | 1     |
| Litchfield Park, Unknown           | 1     |
| Laurel Hill, Walton                | 1     |
| Mayport Naval Station, Duval       | 1     |
| Mount Dora, Orange                 | 1     |
| New Church, Palm Beach             | 1     |
| El Jobean, Charlotte               | 1     |
| Franklin, Orange                   | 1     |
| Haines City, Orange                | 1     |
| Clearwater, Hillsborough           | 1     |
| Apo, Collier                       | 1     |
| Astor, Volusia                     | 1     |
| Austin, Dade                       | 1     |
| West Hollywood, Broward            | 1     |
| Unknown Out Of Area, Palm Beach    | 1     |
| Unknown, Duval                     | 1     |
| Seacrest, Bay                      | 1     |
| Pensacola Naval Hospital, Escambia | 1     |
| Orlando, Osceola                   | 1     |
| Point Washington, Walton           | 1     |
| Weston, Unknown                    | 1     |
| Winter Springs, Orange             | 1     |
| University Of Miami, Dade          | 1     |
| Unknown, Manatee                   | 1     |
| Virginia Gardens, Dade             | 1     |
| Wakulla Springs, Wakulla           | 1     |
| Windermere, Unknown                | 1     |
| Xifamk, Dade                       | 1     |
| Salem, Taylor                      | 1     |
| Samoset, Manatee                   | 1     |
| Sarasota, Unknown                  | 1     |
| Seacrest, Walton                   | 1     |
| Twentynine Palms, Broward          | 1     |
| South Palm Beach, Palm Beach       | 1     |
| Oakland Park, Unknown              | 1     |
| New Smyrna, Volusia                | 1     |
| North Port, Manatee                | 1     |
| Pooler, Broward                    | 1     |
| Palma Ceia, Hillsborough           | 1     |
| Okeechobee, Martin                 | 1     |
| Miamksaohes, Dade                  | 1     |
| Indian River Shores, Indian River  | 1     |
| Indian Rock Beach, Pinellas        | 1     |
| Hillsboro Beach, Broward           | 1     |

# COVID-19: characteristics of 297,876 Florida resident cases

Data through Jul 14, 2020 verified as of Jul 15, 2020 at 09:25 AM

Data in this report are provisional and subject to change.

The table below includes the cities and counties of residence for cases in Florida residents based on the patient's ZIP Code.

Note that city is not always received as part of the initial notification and may be missing while the case is being investigated.

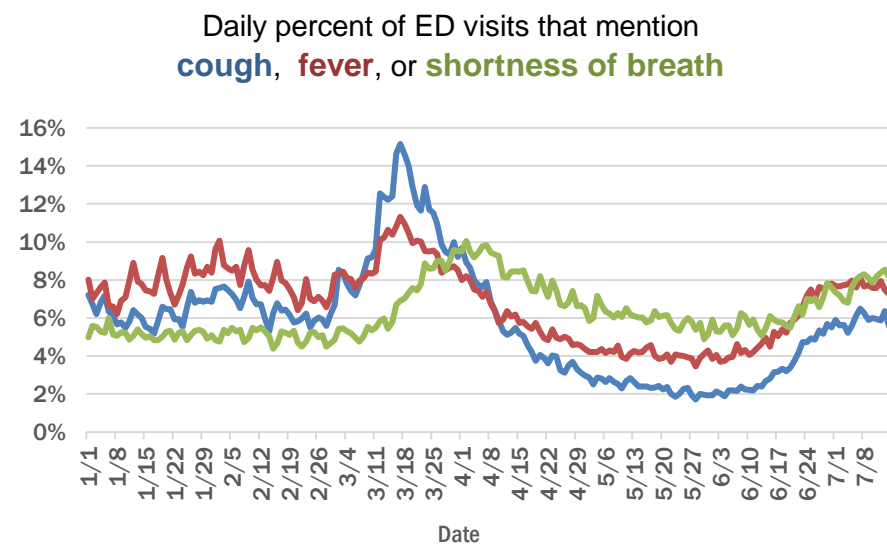
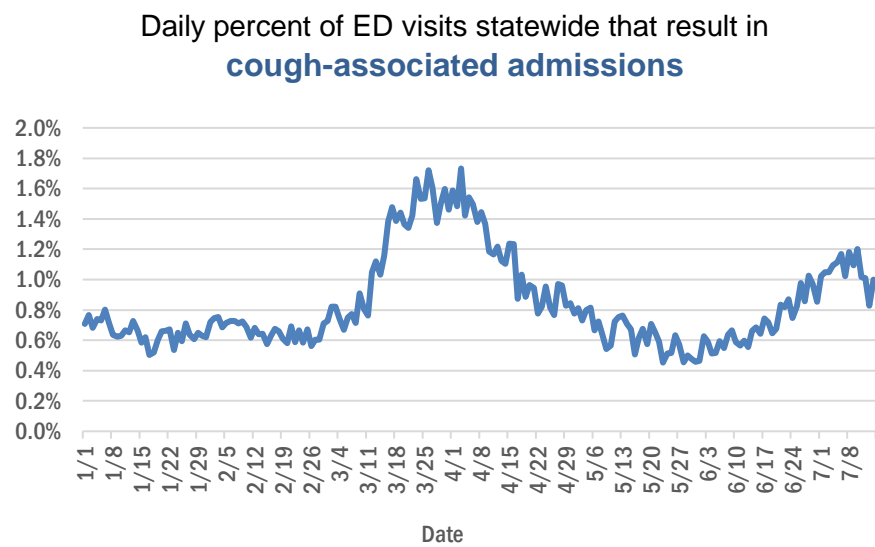
| City and county                | Cases          |
|--------------------------------|----------------|
| Holder, Citrus                 | 1              |
| Miami Dade, Unknown            | 1              |
| Cypress Gardens, Polk          | 1              |
| Everglades National Park, Dade | 1              |
| Fanning Springs, Gilchrist     | 1              |
| Fernandina, Nassau             | 1              |
| <b>Total</b>                   | <b>297,876</b> |

# COVID-19: additional surveillance information

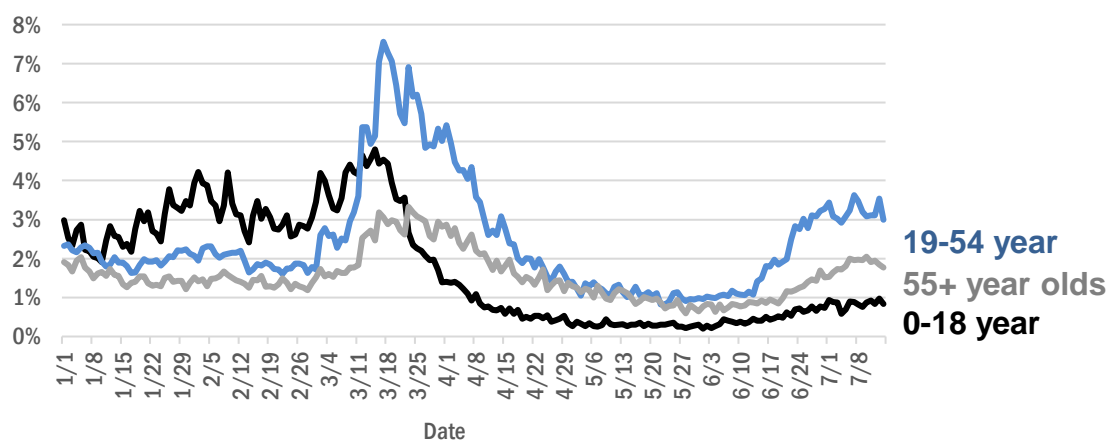
Data through Jul 14, 2020 verified as of Jul 15, 2020 at 09:25 AM

Data in this report are provisional and subject to change.

## Statewide emergency department (ED) chief complaint and admission data



## Daily percent of ED visits statewide that mention cough by age group



The Electronic Surveillance System for the Early Notification of Community-Based Epidemics (ESSENCE-FL) includes chief complaint data from 211 of 212 Florida EDs. Data are transmitted electronically to ESSENCE-FL daily or hourly.

# COVID-19: All persons with tests reported

Data through Jul 14, 2020 verified as of Jul 15, 2020 at 09:25 AM

Data in this report are provisional and subject to change.

The table below includes persons with laboratory results that the Department of Health has received electronically or by mail/fax for Florida residents and non-Florida residents.

| County       | Awaiting testing | Inconclusive | Negative | Positive | Percent positive | Total tested |
|--------------|------------------|--------------|----------|----------|------------------|--------------|
| Dade         | 180              | 825          | 376,451  | 72,317   | 16%              | 449,593      |
| Broward      | 80               | 273          | 255,720  | 34,153   | 12%              | 290,146      |
| Palm Beach   | 192              | 358          | 169,815  | 22,788   | 12%              | 192,961      |
| Hillsborough | 149              | 208          | 153,814  | 21,018   | 12%              | 175,040      |
| Orange       | 326              | 223          | 170,841  | 19,909   | 10%              | 190,973      |
| Duval        | 98               | 187          | 130,832  | 14,152   | 10%              | 145,171      |
| Pinellas     | 41               | 87           | 117,284  | 12,080   | 9%               | 129,451      |
| Lee          | 22               | 24           | 70,231   | 10,849   | 13%              | 81,104       |
| Polk         | 26               | 69           | 59,087   | 8,206    | 12%              | 67,362       |
| Collier      | 141              | 42           | 39,217   | 6,872    | 15%              | 46,131       |
| Manatee      | 2                | 33           | 52,713   | 5,564    | 10%              | 58,310       |
| Osceola      | 63               | 78           | 34,210   | 4,751    | 12%              | 39,039       |
| Escambia     | 20               | 17           | 43,426   | 4,745    | 10%              | 48,188       |
| Seminole     | 31               | 43           | 45,102   | 4,665    | 9%               | 49,810       |
| Pasco        | 47               | 38           | 44,979   | 4,363    | 9%               | 49,380       |
| Volusia      | 21               | 60           | 48,707   | 4,355    | 8%               | 53,122       |
| Brevard      | 11               | 42           | 59,193   | 3,722    | 6%               | 62,957       |
| Sarasota     | 12               | 22           | 46,732   | 3,447    | 7%               | 50,201       |
| St. Lucie    | 187              | 39           | 27,055   | 3,209    | 11%              | 30,303       |
| Martin       | 39               | 32           | 17,881   | 2,935    | 14%              | 20,848       |
| Lake         | 45               | 29           | 43,004   | 2,882    | 6%               | 45,915       |
| Leon         | 11               | 81           | 38,454   | 2,606    | 6%               | 41,141       |
| Alachua      |                  | 16           | 50,804   | 2,322    | 4%               | 53,142       |
| St. Johns    | 75               | 30           | 26,671   | 2,079    | 7%               | 28,780       |
| Marion       | 148              | 19           | 30,676   | 1,938    | 6%               | 32,633       |
| Clay         | 10               | 12           | 21,863   | 1,641    | 7%               | 23,516       |
| Okaloosa     | 25               | 22           | 17,629   | 1,532    | 8%               | 19,183       |
| Bay          | 2                | 25           | 11,818   | 1,523    | 11%              | 13,366       |
| Santa Rosa   | 2                | 12           | 16,562   | 1,523    | 8%               | 18,097       |
| Indian River | 29               | 11           | 18,322   | 1,386    | 7%               | 19,719       |
| Hendry       | 1                | 11           | 5,173    | 1,288    | 20%              | 6,472        |
| Charlotte    | 4                | 10           | 16,490   | 1,281    | 7%               | 17,781       |
| Desoto       | 8                | 18           | 6,104    | 997      | 14%              | 7,119        |
| Hernando     | 1                | 4            | 12,703   | 987      | 7%               | 13,694       |
| Columbia     | 3                | 22           | 7,344    | 929      | 11%              | 8,295        |
| Putnam       | 3                | 5            | 8,420    | 855      | 9%               | 9,280        |
| Suwannee     | 1                | 3            | 4,506    | 788      | 15%              | 5,297        |
| Sumter       | 41               | 12           | 12,051   | 721      | 6%               | 12,784       |
| Gadsden      | 1                | 17           | 6,796    | 687      | 9%               | 7,500        |
| Jackson      | 4                | 12           | 6,179    | 675      | 10%              | 6,866        |
| Monroe       | 39               | 3            | 7,637    | 670      | 8%               | 8,310        |
| Citrus       | 7                | 8            | 12,557   | 665      | 5%               | 13,230       |
| Walton       |                  | 4            | 4,791    | 649      | 12%              | 5,444        |
| Hardee       |                  | 1            | 2,801    | 633      | 18%              | 3,435        |
| Highlands    | 5                | 15           | 10,898   | 627      | 5%               | 11,540       |
| Nassau       | 16               | 9            | 9,703    | 600      | 6%               | 10,312       |
| Okeechobee   | 1                | 7            | 4,136    | 586      | 12%              | 4,729        |
| Flagler      | 3                | 12           | 10,178   | 557      | 5%               | 10,747       |



# COVID-19: All persons with tests reported

Data through Jul 14, 2020 verified as of Jul 15, 2020 at 09:25 AM

Data in this report are provisional and subject to change.

The table below includes persons with laboratory results that the Department of Health has received electronically or by mail/fax for Florida residents and non-Florida residents.

| County       | Awaiting testing | Inconclusive | Negative         | Positive       | Percent positive | Total tested     |
|--------------|------------------|--------------|------------------|----------------|------------------|------------------|
| Hamilton     | 1                | 1            | 2,884            | 444            | 13%              | 3,329            |
| Madison      | 1                | 14           | 3,337            | 402            | 11%              | 3,753            |
| Unknown      |                  | 17           | 3,449            | 332            | 9%               | 3,798            |
| Levy         |                  | 10           | 3,912            | 296            | 7%               | 4,218            |
| Liberty      |                  | 2            | 2,365            | 281            | 11%              | 2,648            |
| Holmes       |                  | 4            | 2,626            | 258            | 9%               | 2,888            |
| Washington   | 2                | 1            | 2,185            | 214            | 9%               | 2,400            |
| Glades       |                  | 2            | 588              | 213            | 27%              | 803              |
| Wakulla      |                  | 8            | 3,113            | 206            | 6%               | 3,327            |
| Baker        | 9                |              | 3,063            | 187            | 6%               | 3,250            |
| Calhoun      | 1                | 6            | 1,186            | 184            | 13%              | 1,376            |
| Gilchrist    |                  | 5            | 2,600            | 169            | 6%               | 2,774            |
| Bradford     | 1                | 3            | 3,126            | 161            | 5%               | 3,290            |
| Taylor       |                  | 3            | 1,692            | 158            | 9%               | 1,853            |
| Dixie        |                  | 1            | 1,641            | 135            | 8%               | 1,777            |
| Union        |                  | 1            | 2,590            | 123            | 5%               | 2,714            |
| Gulf         |                  | 4            | 2,350            | 109            | 4%               | 2,463            |
| Jefferson    |                  | 1            | 1,542            | 100            | 6%               | 1,643            |
| Lafayette    |                  | 2            | 647              | 64             | 9%               | 713              |
| Franklin     | 1                | 1            | 1,687            | 47             | 3%               | 1,735            |
| <b>Total</b> | <b>2,189</b>     | <b>3,216</b> | <b>2,434,143</b> | <b>301,810</b> | <b>11%</b>       | <b>2,739,169</b> |

# COVID-19: testing by laboratory

Data through Jul 14, 2020 verified as of Jul 15, 2020 at 09:25 AM

Data in this report are provisional and subject to change.

The numbers in the table below represent the number for whom test results were received by the Department of Health. A person can be tested by more than one laboratory and can have both positive and negative results. **Therefore, the sum of the numbers in each column will be larger than the total number of people tested.**

| Reporting lab                                 | Inconclusive | Negative | Positive | Percent positive | Total   |
|---|--------------|----------|----------|------------------|---------|
| QUEST DIAGNOSTICS - TAMPA                     | 1,743        | 485,826  | 60,734   | 11%              | 548,303 |
| LABORATORY CORPORATION OF AMERICA             | 442          | 412,789  | 56,316   | 12%              | 469,547 |
| BIO REFERENCE LABORATORIES, INC               | 2,032        | 315,466  | 50,450   | 14%              | 367,948 |
| GENETWORX                                     | 654          | 243,256  | 18,460   | 7%               | 262,370 |
| REALTOX LABS LLC                              | 850          | 121,771  | 14,220   | 10%              | 136,841 |
| NORTHWEST LABORATORY                          | 77           | 101,867  | 2,814    | 3%               | 104,758 |
| ADVENT HEALTH LAB                             | 94           | 93,261   | 11,357   | 11%              | 104,712 |
| CURATIVE_LABS                                 | 1,026        | 63,361   | 1,922    | 3%               | 66,309  |
| MEDICAL DIAGNOSTIC LABORATORIES               | 308          | 47,079   | 5,649    | 11%              | 53,036  |
| KORVALABS, INC                                | 286          | 50,051   | 1,389    | 3%               | 51,726  |
| BIOCOLLECTIONS WORLDWIDE, INC                 | 71           | 43,271   | 6,581    | 13%              | 49,923  |
| MAYO CLINIC LABORATORIES                      | 71           | 45,718   | 3,795    | 8%               | 49,584  |
| BAYCARE LABORATORIES LLC                      | 173          | 40,576   | 3,852    | 9%               | 44,601  |
| QUEST DIAGNOSTICS NICHOLS INSTITUTE, INC.     | 123          | 39,719   | 4,297    | 10%              | 44,139  |
| MEMORIAL REGIONAL HOSPITAL SOUTH              | 15           | 36,141   | 7,676    | 18%              | 43,832  |
| ORLANDO REG MED CENTER CLINICAL LAB           | 306          | 33,294   | 3,739    | 10%              | 37,339  |
| SACRED HEART HOSPITAL LABORATORY              | 2            | 33,678   | 3,100    | 8%               | 36,780  |
| TAMPA GENERAL HOSPITAL                        | 4            | 30,617   | 2,096    | 6%               | 32,717  |
| BPHL-JACKSONVILLE                             | 7            | 27,674   | 4,952    | 15%              | 32,633  |
| TESTING MATTERS INC                           |              | 28,391   | 3,720    | 12%              | 32,111  |
| UF PATHLABS                                   | 33           | 30,315   | 882      | 3%               | 31,230  |
| DIATHERIX LABORATORIES                        |              | 27,449   | 3,139    | 10%              | 30,588  |
| JACKSON MEMORIAL HOSPITAL CLINICAL LAB        | 79           | 22,882   | 4,826    | 17%              | 27,787  |
| ARUP LABORATORIES                             |              | 25,039   | 1,560    | 6%               | 26,599  |
| VIRACOR-EUROFINS LABORATORIES                 |              | 19,544   | 6,078    | 24%              | 25,622  |
| BPHL-MIAMI                                    | 167          | 18,464   | 3,352    | 15%              | 21,983  |
| SHANDS AT THE UNIVERSITY OF FLORIDA           | 3            | 18,037   | 739      | 4%               | 18,779  |
| BPHL-TAMPA (SPECTRUM BLVD)                    | 43           | 15,994   | 2,203    | 12%              | 18,240  |
| AIT LABORATORIES                              |              | 15,359   | 1,654    | 10%              | 17,013  |
| LAKELAND REGIONAL MEDICAL CENTER              | 29           | 13,651   | 1,386    | 9%               | 15,066  |
| ST VINCENT'S MEDICAL CENTER - RIVERSIDE       | 1            | 13,511   | 1,343    | 9%               | 14,855  |
| WALGREENS                                     | 9            | 12,626   | 1,987    | 14%              | 14,622  |
| CAPE CORAL HOSPITAL CLINICAL LABORATORY       |              | 12,281   | 2,161    | 15%              | 14,442  |
| BROWARD GENERAL MEDICAL CENTER-CLINICAL LAB   | 2            | 11,221   | 1,356    | 11%              | 12,579  |
| STATLAB_MOBILE                                |              | 10,278   | 714      | 6%               | 10,992  |
| BAPTIST HOSPITAL OF MIAMI CLINICAL LABORATORY | 5            | 9,316    | 1,568    | 14%              | 10,889  |
| SHANDS JACKSONVILLE MEDICAL CENTER INC        | 30           | 9,485    | 640      | 6%               | 10,155  |
| CLEVELAND CLINIC HOSPITAL LAB                 | 3            | 8,959    | 776      | 8%               | 9,738   |
| FLORIDA HOSPITAL - TAMPA                      | 5            | 8,828    | 718      | 8%               | 9,551   |
| ADVENTHEALTH DAYTONA BEACH                    | 14           | 8,862    | 560      | 6%               | 9,436   |
| BAPTIST MEDICAL CENTER JACKSONVILLE           | 1            | 8,851    | 512      | 5%               | 9,364   |
| NAPLES COMMUNITY HOSPITAL                     | 10           | 8,433    | 815      | 9%               | 9,258   |
| ST JOSEPHS HOSPITAL LABORATORY                | 6            | 7,395    | 842      | 10%              | 8,243   |
| PALMETTO GENERAL HOSPITAL LAB                 | 2            | 6,051    | 1,717    | 22%              | 7,770   |
| LABCORP BURLINGTON (ELR)                      | 2            | 7,424    | 218      | 3%               | 7,644   |
| INTEGRATED REGIONAL LABORATORIES LLP          |              | 6,462    | 921      | 12%              | 7,383   |
| MOUNT SINAI MEDICAL CENTER                    | 3            | 6,420    | 623      | 9%               | 7,046   |

# COVID-19: testing by laboratory

Data through Jul 14, 2020 verified as of Jul 15, 2020 at 09:25 AM

Data in this report are provisional and subject to change.

The numbers in the table below represent the number for whom test results were received by the Department of Health. A person can be tested by more than one laboratory and can have both positive and negative results. **Therefore, the sum of the numbers in each column will be larger than the total number of people tested.**

| Reporting lab                                     | Inconclusive | Negative | Positive | Percent positive | Total |
|---|--------------|----------|----------|------------------|-------|
| REAL DIAGNOSTICS                                  | 77           | 6,449    | 465      | 7%               | 6,991 |
| MORTON PLANT HOSPITAL-ADLER INSTITUTE             | 7            | 6,458    | 487      | 7%               | 6,952 |
| JFK MEDICAL CENTER LAB                            |              | 5,728    | 1,030    | 15%              | 6,758 |
| SARASOTA MEMORIAL HOSPITAL MAIN LAB               | 12           | 5,947    | 492      | 8%               | 6,451 |
| SOUTH MIAMI HOSPITAL LAB                          | 8            | 5,645    | 790      | 12%              | 6,443 |
| TALLAHASSEE MEMORIAL HOSPITAL                     | 1            | 5,932    | 380      | 6%               | 6,313 |
| SAINT MARY'S MEDICAL CENTER                       | 7            | 5,316    | 788      | 13%              | 6,111 |
| MEMORIAL REGIONAL HOSPITAL CLINICAL LABORATORY    | 6            | 5,477    | 407      | 7%               | 5,890 |
| NORTH FLORIDA REGIONAL MEDICAL CENTER             |              | 5,467    | 411      | 7%               | 5,878 |
| BRANDON REGIONAL HOSPITAL                         |              | 4,904    | 815      | 14%              | 5,719 |
| WELLINGTON REGIONAL MED CTR LAB                   | 3            | 4,791    | 735      | 13%              | 5,529 |
| FLORIDA HOSPITAL WATERMAN LABORATORY              | 9            | 5,133    | 354      | 6%               | 5,496 |
| INDIAN RIVER MEDICAL CENTER LAB                   |              | 5,161    | 238      | 4%               | 5,399 |
| LARKIN COMMUNITY HOSPITAL                         | 10           | 4,392    | 791      | 15%              | 5,193 |
| ELABNETWORK                                       | 1            | 4,663    | 495      | 10%              | 5,159 |
| MILLENNIUM PHYSICIAN GROUP                        |              | 4,243    | 831      | 16%              | 5,074 |
| JUPITER MEDICAL CENTER LAB                        | 7            | 4,271    | 624      | 13%              | 4,902 |
| NICKLAUS CHILDREN'S HOSPITAL                      | 9            | 4,169    | 592      | 12%              | 4,770 |
| ECCO LAB GROUP CO                                 | 128          | 3,706    | 875      | 19%              | 4,709 |
| BAPTIST HOSPITAL OF MIAMI MOLECULAR DIAGNOSTICS   | 41           | 4,143    | 524      | 11%              | 4,708 |
| DELRAY MEDICAL CENTER                             | 2            | 4,034    | 524      | 11%              | 4,560 |
| ST ANTHONY'S HOSPITAL LAB                         | 10           | 4,017    | 528      | 12%              | 4,555 |
| HOMESTEAD HOSPITAL CLINICAL LABORATORY            |              | 3,668    | 883      | 19%              | 4,551 |
| AEGIS SCIENCES CORPORATION                        | 26           | 4,260    | 211      | 5%               | 4,497 |
| MEMORIAL HOSPITAL JACKSONVILLE                    | 8            | 3,461    | 792      | 19%              | 4,261 |
| ARNOLD PALMER MEDICAL CENTER CLINICAL LAB         |              | 4,164    | 84       | 2%               | 4,248 |
| WEST KENDALL BAPTIST HOSPITAL LABORATORY          | 2            | 3,405    | 718      | 17%              | 4,125 |
| WINTER HAVEN HOSPITAL CLINICAL LABORATORY         | 1            | 3,443    | 599      | 15%              | 4,043 |
| ST JOSEPHS HOSPITAL SOUTH LABORATORY              | 3            | 3,429    | 492      | 13%              | 3,924 |
| MEASE COUNTRYSIDE LAB                             |              | 3,419    | 334      | 9%               | 3,753 |
| OSCEOLA REGIONAL MEDICAL CENTER                   | 1            | 3,181    | 525      | 14%              | 3,707 |
| GOOD SAMARITAN MEDICAL CENTER LAB                 | 1            | 3,093    | 585      | 16%              | 3,679 |
| GULF COAST MEDICAL CENTER MICROLAB                |              | 2,657    | 872      | 25%              | 3,529 |
| ORANGE PARK MEDICAL CENTER                        | 4            | 2,826    | 673      | 19%              | 3,503 |
| QUEST DIAGNOSTICS NICHOLS INSTITUTE - SJC (ELR)   | 4            | 3,053    | 406      | 12%              | 3,463 |
| BAPTIST MEDICAL CENTER SOUTH                      |              | 3,206    | 242      | 7%               | 3,448 |
| NEW YORK STATE ELR - SUNRISE MEDICAL LABORATORIES |              | 3,288    | 77       | 2%               | 3,365 |
| LAWNWOOD REGIONAL MEDICAL CENTER                  |              | 2,878    | 384      | 12%              | 3,262 |
| MEMORIAL HOSPITAL WEST LABORATORY SERVICES        | 7            | 2,861    | 287      | 9%               | 3,155 |
| FLORIDA HOSPITAL HEARTLAND MED CTR CLINICAL LAB   | 1            | 2,911    | 212      | 7%               | 3,124 |
| MANATEE MEMORIAL HOSPITAL                         |              | 2,764    | 304      | 10%              | 3,068 |
| WESTSIDE REGIONAL MED CTR                         | 1            | 2,571    | 489      | 16%              | 3,061 |
| WEST BOCA MEDICAL CENTER LAB                      |              | 2,736    | 314      | 10%              | 3,050 |
| APPLIED INGENUITY DIAGNOSTICS LLC                 |              | 2,879    | 149      | 5%               | 3,028 |

# COVID-19: testing by laboratory

Data through Jul 14, 2020 verified as of Jul 15, 2020 at 09:25 AM

Data in this report are provisional and subject to change.

The numbers in the table below represent the number for whom test results were received by the Department of Health. A person can be tested by more than one laboratory and can have both positive and negative results. **Therefore, the sum of the numbers in each column will be larger than the total number of people tested.**

| Reporting lab                                      | Inconclusive | Negative | Positive | Percent positive | Total |
|--|--------------|----------|----------|------------------|-------|
| HALIFAX MEDICAL CENTER LAB                         | 3            | 2,594    | 381      | 13%              | 2,978 |
| HEALTH PARK MEDICAL CENTER CLINICAL LAB            |              | 2,377    | 595      | 20%              | 2,972 |
| Lee Memorial Hospital                              |              | 2,444    | 524      | 18%              | 2,968 |
| AVENTURA HOSPITAL LAB                              |              | 2,209    | 757      | 26%              | 2,966 |
| CLEVELAND CLINIC MARTIN SOUTH HOSPITAL             |              | 2,698    | 236      | 8%               | 2,934 |
| BROWARD HEALTH NORTH CLINICAL LABORATORY           |              | 2,544    | 374      | 13%              | 2,918 |
| FLORIDA HOSPITAL WESLEY CHAPEL                     | 1            | 2,645    | 247      | 9%               | 2,893 |
| MERCY HOSPITAL A CAMPUS OF PLANTATION GEN HOSP LAB |              | 2,222    | 667      | 23%              | 2,889 |
| NCH NORTH NAPLES HOSPITAL LAB                      |              | 2,561    | 297      | 10%              | 2,858 |
| CORAL SPRINGS MED CTR                              |              | 2,597    | 260      | 9%               | 2,857 |
| PALM BEACH GARDENS MEDICAL CTR LAB                 |              | 2,566    | 273      | 10%              | 2,839 |
| CORAL GABLES HOSPITAL CLINICAL LABORATORY          |              | 2,209    | 605      | 21%              | 2,814 |
| MOFFITT CANCER CENTER                              | 5            | 2,789    | 20       | 1%               | 2,814 |
| DOCTORS HOSPITAL                                   | 2            | 2,269    | 542      | 19%              | 2,813 |
| WEST FLORIDA HOSPITAL LAB                          |              | 2,257    | 549      | 20%              | 2,806 |
| LARGO MEDICAL CENTER                               |              | 2,434    | 358      | 13%              | 2,792 |
| NORTH SHORE MEDICAL CENTER                         |              | 2,155    | 631      | 23%              | 2,786 |
| BAPTIST HOSPITAL LABORATORY                        | 4            | 2,413    | 360      | 13%              | 2,777 |
| PALMS WEST HOSPITAL LAB                            |              | 2,172    | 540      | 20%              | 2,712 |
| OAK HILL HOSPITAL                                  |              | 2,475    | 205      | 8%               | 2,680 |
| BETHESDA HOSPITAL EAST                             |              | 2,337    | 271      | 10%              | 2,608 |
| NORTHWEST MEDICAL CENTER                           |              | 2,065    | 539      | 21%              | 2,604 |
| MARTIN HOSPITAL SOUTH LAB                          |              | 2,504    | 90       | 3%               | 2,594 |
| FLORIDA HOSPITAL ZEPHYRHILLS                       |              | 2,422    | 161      | 6%               | 2,583 |
| FLORIDA HOSPITAL FLAGLER                           | 2            | 2,326    | 136      | 6%               | 2,464 |
| BLAKE MEDICAL CENTER                               |              | 1,991    | 378      | 16%              | 2,369 |
| FLORIDA MEDICAL CENTER - A CAMPUS OF NORTH SHORE   | 2            | 1,913    | 365      | 16%              | 2,280 |
| REGIONAL MEDICAL CENTER BAYONET POINT              | 1            | 2,102    | 151      | 7%               | 2,254 |
| Capital Regional Medical Ctr                       |              | 1,845    | 358      | 16%              | 2,203 |
| NEMOURS CHILDRENS HOSPITAL                         |              | 2,146    | 42       | 2%               | 2,188 |
| FLORIDA HOSPITAL OF CARROLLWOOD                    |              | 1,795    | 293      | 14%              | 2,088 |
| NORTHSIDE HOSPITAL AND HEART INSTITUTE             |              | 1,791    | 292      | 14%              | 2,083 |
| MEDICAL CENTER OF TRINITY CLINICAL LABORATORY      |              | 1,784    | 298      | 14%              | 2,082 |
| MORTON PLANT-MEASE                                 |              | 1,931    | 143      | 7%               | 2,074 |
| IMPERIAL POINT MEDICAL CENTER                      |              | 1,871    | 189      | 9%               | 2,060 |
| ST JOSEPHS NORTH HOSPITAL LAB                      |              | 1,826    | 223      | 11%              | 2,049 |
| MARTIN MEMORIAL HEALTH SYSTEM LABORATORY           |              | 1,880    | 154      | 8%               | 2,034 |
| PLANTATION GENERAL HOSPITAL                        |              | 1,508    | 482      | 24%              | 1,990 |
| FLORIDA HOSPITAL DELAND                            |              | 1,684    | 305      | 15%              | 1,989 |
| QUEST DIAGNOSTICS - WEST HILLS                     | 2            | 1,908    | 68       | 3%               | 1,978 |
| BAPTIST MEDICAL CENTER - BEACHES                   |              | 1,806    | 106      | 6%               | 1,912 |
| OCALA REGIONAL MEDICAL CENTER                      |              | 1,756    | 147      | 8%               | 1,903 |
| CARDIOTROPIC LABS                                  |              | 1,493    | 406      | 21%              | 1,899 |
| LAKE CITY MEDICAL CENTER                           |              | 1,498    | 371      | 20%              | 1,869 |
| DR. P. PHILLIPS HOSPITAL                           |              | 1,783    | 29       | 2%               | 1,812 |

# COVID-19: testing by laboratory

Data through Jul 14, 2020 verified as of Jul 15, 2020 at 09:25 AM

Data in this report are provisional and subject to change.

The numbers in the table below represent the number for whom test results were received by the Department of Health. A person can be tested by more than one laboratory and can have both positive and negative results. **Therefore, the sum of the numbers in each column will be larger than the total number of people tested.**

| Reporting lab                                      | Inconclusive | Negative | Positive | Percent positive | Total |
|--|--------------|----------|----------|------------------|-------|
| LAKWOOD RANCH MEDICAL CENTER                       |              | 1,634    | 149      | 8%               | 1,783 |
| CENTRAL FLORIDA REGIONAL HOSPITAL                  |              | 1,498    | 226      | 13%              | 1,724 |
| WESTCHESTER HOSPITAL                               | 11           | 1,435    | 266      | 16%              | 1,712 |
| SOUTH FLORIDA BAPTIST HOSPITAL MICRO               | 1            | 1,462    | 231      | 14%              | 1,694 |
| ST LUCIE MEDICAL CENTER                            |              | 1,411    | 255      | 15%              | 1,666 |
| GULF COAST MEDICAL CENTER LAB                      |              | 1,418    | 222      | 14%              | 1,640 |
| SOUTH LAKE HOSPITAL CLINICAL LAB                   |              | 1,604    | 27       | 2%               | 1,631 |
| OPTEO LABORATORY                                   |              | 1,500    | 29       | 2%               | 1,529 |
| BAPTIST MEDICAL CENTER - NASSAU                    |              | 1,436    | 66       | 4%               | 1,502 |
| FLORIDA HOSPITAL NORTH PINELLAS                    | 5            | 1,387    | 103      | 7%               | 1,495 |
| MEMORIAL HOSPITAL- MIRAMAR                         | 7            | 1,373    | 109      | 7%               | 1,489 |
| POINCIANA MEDICAL CENTER                           |              | 1,087    | 376      | 26%              | 1,463 |
| LEESBURG REGIONAL MEDICAL CENTER                   |              | 1,292    | 130      | 9%               | 1,422 |
| UNIVERSITY HOSPITAL AND MEDICAL CENTER             |              | 1,095    | 325      | 23%              | 1,420 |
| LEE HEALTH COCONUT POINT CLINICAL LAB              | 1            | 1,148    | 255      | 18%              | 1,404 |
| MEMORIAL HOSPITAL MICRO                            |              | 1,269    | 134      | 10%              | 1,403 |
| PHYSICIANS REGIONAL MEDICAL CENTER - PINE RIDGE RD |              | 1,144    | 254      | 18%              | 1,398 |
| QUEST DIAGNOSTICS                                  | 2            | 1,137    | 223      | 16%              | 1,362 |
| ST VINCENT'S MEDICAL CENTER - SOUTHSIDE            |              | 1,307    | 25       | 2%               | 1,332 |
| WEST PALM HOSPITAL LAB                             |              | 1,143    | 183      | 14%              | 1,326 |
| WEST MARION COMMUNITY HOSPITAL LAB                 |              | 1,209    | 89       | 7%               | 1,298 |
| ST PETERSBURG GENERAL HOSPITAL                     |              | 933      | 364      | 28%              | 1,297 |
| HIALEAH HOSPITAL                                   | 3            | 939      | 340      | 27%              | 1,282 |
| MEMORIAL HOSPITAL PEMBROKE                         | 2            | 1,147    | 130      | 10%              | 1,279 |
| MEASE DUNEDIN HOSPITAL                             | 1            | 1,160    | 118      | 9%               | 1,279 |
| SOUTH SEMINOLE HOSPITAL LABORATORY                 |              | 1,230    | 31       | 2%               | 1,261 |
| UNIVERSITY OF MIAMI HOSPITAL                       | 5            | 823      | 428      | 34%              | 1,256 |
| CITRUS MEMORIAL HOSPITAL LABORATORY                |              | 1,206    | 30       | 2%               | 1,236 |
| OVIEDO MEDICAL CENTER                              |              | 1,040    | 183      | 15%              | 1,223 |
| FORT WALTON BEACH MEDICAL CENTER                   |              | 1,083    | 131      | 11%              | 1,214 |
| QUEST DIAGNOSTICS LENEXA                           | 2            | 1,143    | 60       | 5%               | 1,205 |
| CLINICORE LABS                                     |              | 1,112    | 88       | 7%               | 1,200 |
| DOCTORS HOSPITAL OF SARASOTA CLINICAL LABORATORY   |              | 1,077    | 108      | 9%               | 1,185 |
| VISTA CLINICAL                                     |              | 743      | 435      | 37%              | 1,178 |
| MEDCOMP SCIENCES LLC                               | 19           | 853      | 301      | 26%              | 1,173 |
| BAPTIST NORTH EMERGENCY CENTER                     |              | 811      | 344      | 30%              | 1,155 |
| FLORIDA HOSPITAL FISH MEMORIAL                     |              | 909      | 178      | 16%              | 1,087 |
| BAYFRONT MEDICAL CENTER                            |              | 814      | 259      | 24%              | 1,073 |
| PALMS OF PASADENA HOSPITAL                         |              | 933      | 137      | 13%              | 1,070 |
| QUEST NEW ENGLAND                                  | 1            | 1,002    | 37       | 4%               | 1,040 |
| LOWER KEYS MEDICAL CENTER                          |              | 954      | 63       | 6%               | 1,017 |
| LMHS   |              | 901      | 75       | 8%               | 976   |
| QUEST DIAGNOSTICS - MIRAMAR                        | 6            | 285      | 680      | 70%              | 971   |
| RAULERSON HOSPITAL                                 |              | 811      | 139      | 15%              | 950   |
| SOUTH BAY HOSPITAL MICRO                           |              | 815      | 133      | 14%              | 948   |
| ORLANDO VA MEDICAL CENTER                          |              | 852      | 73       | 8%               | 925   |
| QUEST DIAGNOSTICS - ATLANTA                        |              | 777      | 139      | 15%              | 916   |

# COVID-19: testing by laboratory

Data through Jul 14, 2020 verified as of Jul 15, 2020 at 09:25 AM

Data in this report are provisional and subject to change.

The numbers in the table below represent the number for whom test results were received by the Department of Health. A person can be tested by more than one laboratory and can have both positive and negative results. **Therefore, the sum of the numbers in each column will be larger than the total number of people tested.**

| Reporting lab                                     | Inconclusive | Negative | Positive | Percent positive | Total |
|---|--------------|----------|----------|------------------|-------|
| BARTOW REGIONAL MEDICAL CENTER                    | 1            | 752      | 127      | 14%              | 880   |
| PUTNAM COMMUNITY MEDICAL CENTER                   |              | 792      | 85       | 10%              | 877   |
| VIKOR SCIENTIFIC                                  | 2            | 601      | 273      | 31%              | 876   |
| PHYSICIANS REGIONAL MEDICAL CENTER - COLLIER BLVD | 1            | 724      | 141      | 16%              | 866   |
| BMCT Molecular Diagnostics Subsection             |              | 687      | 174      | 20%              | 861   |
| THE VILLAGES REGIONAL HOSPITAL                    |              | 774      | 64       | 8%               | 838   |
| TWIN CITIES HOSPITAL                              |              | 779      | 56       | 7%               | 835   |
| CLEVELAND CLINIC TRADITION HOSPITAL               |              | 737      | 98       | 12%              | 835   |
| ST VINCENTS CLAY COUNTY                           |              | 774      | 22       | 3%               | 796   |
| FLORIDA HOSPITAL ORLANDO                          |              | 745      | 39       | 5%               | 784   |
| ADVENTHEALTH OCALA LABORATORY                     |              | 686      | 89       | 11%              | 775   |
| AMERICAN HEALTH ASSOCIATES                        | 5            | 479      | 277      | 36%              | 761   |
| CLEVELAND CLINIC MARTIN NORTH HOSPITAL            |              | 651      | 109      | 14%              | 760   |
| BETHESDA HOSPITAL WEST                            |              | 687      | 47       | 6%               | 734   |
| SYNERGY LABORATORIES                              | 2            | 678      | 50       | 7%               | 730   |
| LAKESIDE MEDICAL CENTER                           |              | 452      | 253      | 36%              | 705   |
| HIGHLANDS REGIONAL MEDICAL CENTER                 |              | 636      | 63       | 9%               | 699   |
| QUEST DIAGNOSTICS INFECTIOUS DISEASE INC          |              | 282      | 379      | 57%              | 661   |
| ENGLEWOOD COMMUNITY HOSPITAL                      |              | 596      | 42       | 7%               | 638   |
| CAPSTONE HEALTHCARE                               |              | 424      | 199      | 32%              | 623   |
| VISTA CLINICAL DIAGNOSTICS                        |              | 356      | 267      | 43%              | 623   |
| GULF BREEZE HOSPITAL LAB                          | 1            | 541      | 69       | 11%              | 611   |
| AVENTUS BIOLABS                                   | 1            | 378      | 230      | 38%              | 609   |
| ACCESSDX  | 5            | 317      | 243      | 43%              | 565   |
| SACRED HEART-EMERALD COAST                        |              | 467      | 81       | 15%              | 548   |
| BAPTIST EMERGENCY CENTER OAKLEAF                  |              | 457      | 79       | 15%              | 536   |
| MAKO MEDICAL LABORATORIES                         | 8            | 209      | 319      | 60%              | 536   |
| ORLANDO HEALTH                                    |              | 10       | 512      | 98%              | 522   |
| EGLIN AIRFORCE BASE LAB                           |              | 477      | 38       | 7%               | 515   |
| ACCESS MEDICAL LABORATORIES                       |              | 199      | 299      | 60%              | 498   |
| MARINERS HOSPITAL                                 |              | 424      | 60       | 12%              | 484   |
| LAB24 INC   |              |          | 464      | 100%             | 464   |
| BAPTIST HEALTH EMERGENCY CENTER COUNTRY WALK      |              | 395      | 51       | 11%              | 446   |
| MARTIN MEMORIAL HEALTH SYSTEMS LABORATORY         |              | 407      | 33       | 8%               | 440   |
| BAPTIST EMERGENCY CENTER CLAY                     |              | 393      | 47       | 11%              | 440   |
| PATIENTS CHOICE LABORATORIES                      |              | 175      | 265      | 60%              | 440   |
| QUEST DIAGNOSTICS WOOD DALE                       |              | 396      | 39       | 9%               | 435   |
| VAMC ORLANDO                                      |              | 296      | 138      | 32%              | 434   |
| PANCARE OF FLORIDA, INC                           |              |          | 426      | 100%             | 426   |
| SUNPATH MEDICAL DIAGNOSTICS LABORATORY            |              | 368      | 50       | 12%              | 418   |
| LEE MEMORIAL HOSPITAL LAB                         |              |          | 410      | 100%             | 410   |
| QUEST   | 1            | 71       | 321      | 82%              | 393   |
| NCH HEALTHCARE SYSTEM MICROBIOLOGY LAB            |              | 1        | 377      | 100%             | 378   |
| QUEST DIAGNOSTICS NICHOLS INSTITUTE               | 5            | 349      | 15       | 4%               | 369   |
| QUEST DIAGNOSTICS - IRVING                        | 6            | 204      | 154      | 42%              | 364   |
| BARDMOOR LABORATORY                               |              | 297      | 41       | 12%              | 338   |
| JACKSON HOSPITAL LAB                              |              | 310      | 27       | 8%               | 337   |

# COVID-19: testing by laboratory

Data through Jul 14, 2020 verified as of Jul 15, 2020 at 09:25 AM

Data in this report are provisional and subject to change.

The numbers in the table below represent the number for whom test results were received by the Department of Health. A person can be tested by more than one laboratory and can have both positive and negative results. **Therefore, the sum of the numbers in each column will be larger than the total number of people tested.**

| Reporting lab   | Inconclusive | Negative | Positive | Percent positive | Total |
|---|--------------|----------|----------|------------------|-------|
| AVERO DIAGNOSTICS - IRVING                                      |              | 301      | 31       | 9%               | 332   |
| SOUTHEAST ALABAMA MEDICAL CENT                                  |              | 302      | 22       | 7%               | 324   |
| LABCORP RTP   | 1            | 39       | 282      | 88%              | 322   |
| TAMPA COMMUNITY HOSPITAL  |              | 201      | 120      | 37%              | 321   |
| HEALTHQUEST ESOTERICS   |              | 63       | 255      | 80%              | 318   |
| CLARITY LABS  |              | 264      | 48       | 15%              | 312   |
| DAVITA LABS   |              | 283      | 26       | 8%               | 309   |
| NCH NORTHEAST   |              | 211      | 96       | 31%              | 307   |
| MEMORIAL PEMBROKE 24/7 CARE CENTER                              |              | 229      | 75       | 25%              | 304   |
| APPLIED INGENUITY DIAGNOSTICS                                   |              | 272      | 26       | 9%               | 298   |
| BIO COLLECTIONS INC   | 1            | 151      | 139      | 48%              | 291   |
| BIOREFERENCE LABORATORIES                                       |              | 24       | 265      | 92%              | 289   |
| PATHNOSTICS   |              | 21       | 264      | 93%              | 285   |
| PATIENTS FIRST - MAHAN DRIVE                                    |              | 161      | 113      | 41%              | 274   |
| NONE  |              | 165      | 106      | 39%              | 271   |
| DYNIX DIAGNOSTICS   |              | 186      | 85       | 31%              | 271   |
| JACKSON HOSPITAL CLINICAL LABORATORY                            |              | 221      | 42       | 16%              | 263   |
| NIGHT LITE PEDIATRICS   |              | 152      | 110      | 42%              | 262   |
| ADVANCE MEDICAL OF NAPLES                                       |              |          | 259      | 100%             | 259   |
| ECCOLAB GROUP   | 1            | 73       | 180      | 71%              | 254   |
| NEW YORK STATE ELR - NORTH SHORE LONG ISLAND JEWISH HEALTH      |              | 233      | 18       | 7%               | 251   |
| PWN HEALTH  | 1            | 99       | 146      | 59%              | 246   |
| NEW YORK STATE ELR - LENCO MEDICAL LABORATORY                   |              | 233      | 12       | 5%               | 245   |
| BOSTON HEART DIAGNOSTICS CORP                                   |              | 228      | 10       | 4%               | 238   |
| LUMINUS DIAGNOSTICS   |              | 166      | 65       | 28%              | 231   |
| PHYSICIANS STAT LAB   |              | 132      | 99       | 43%              | 231   |
| MAKO GENOMICS   |              | 218      | 11       | 5%               | 229   |
| UAB HIGHLANDS LABORATORY  |              | 220      |          |                  | 220   |
| GENESIS REFERENCE LABORATORIES                                  |              | 1        | 215      | 100%             | 216   |
| MARTIN MEMORIAL LABORATORY AT ST LUCIE WEST                     |              | 184      | 29       | 14%              | 213   |
| INFORM DIAGNOSTICS  |              | 210      | 2        | 1%               | 212   |
| NEW YORK STATE ELR - DEPARTMENT OF CLINICAL LABS                |              | 204      | 4        | 2%               | 208   |
| MEDSCAN LABORATORY INC  |              | 136      | 71       | 34%              | 207   |
| THERADOC  |              | 150      | 54       | 26%              | 204   |
| NCF DIAGNOSTICS & DNA TECHNOLOGIES                              | 10           | 14       | 178      | 88%              | 202   |
| CORE DIAGNOSTIC LABORATORIES LLC                                |              | 173      | 23       | 12%              | 196   |
| MILLENNIUM PATHOLOGY  |              |          | 188      | 100%             | 188   |
| LABCORP   |              | 18       | 170      | 90%              | 188   |
| FLO-MEDILAB SERVICES  |              | 80       | 108      | 57%              | 188   |
| DRS CLACK SPENCER WHITE & MCCORMACK PA D/B/A                    |              | 122      | 56       | 31%              | 178   |
| LAB CORP  |              | 59       | 113      | 66%              | 172   |
| HENDRY REGIONAL MEDICAL CENTER                                  |              | 2        | 167      | 99%              | 169   |
| ST CLOUD REGIONAL MEDICAL CENTER                                |              | 126      | 39       | 24%              | 165   |
| GENESIS MEDICAL LABORATORY MIAMI FL.                            |              | 78       | 78       | 50%              | 156   |
| BAPTIST MD ANDERSON CANCER CENTER                               |              | 151      |          |                  | 151   |
| MINUTECLINIC LLC #3703  |              | 127      | 22       | 15%              | 149   |
| NEW YORK STATE ELR - NYU HOSPITALS CENTER CLINICAL LABORATORIES |              | 143      | 6        | 4%               | 149   |

# COVID-19: testing by laboratory

Data through Jul 14, 2020 verified as of Jul 15, 2020 at 09:25 AM

Data in this report are provisional and subject to change.

The numbers in the table below represent the number for whom test results were received by the Department of Health. A person can be tested by more than one laboratory and can have both positive and negative results. **Therefore, the sum of the numbers in each column will be larger than the total number of people tested.**

| Reporting lab   | Inconclusive | Negative | Positive | Percent positive | Total |
|---|--------------|----------|----------|------------------|-------|
| ORLANDO VAMC  |              | 79       | 68       | 46%              | 147   |
| TENNESSEE DOH - NASHVILLE   | 1            | 131      | 13       | 9%               | 145   |
| PATHGROUP LABS LLC  |              | 88       | 51       | 37%              | 139   |
| ORLANDO VETERANS AFFAIRS MEDICAL CENTER                           |              | 32       | 107      | 77%              | 139   |
| PATIENT'S FIRST   |              | 3        | 133      | 98%              | 136   |
| EXPRESS GENE MOLECULAR DIAGNOSTIC LABORATORY                      |              | 2        | 132      | 99%              | 134   |
| NCH HEALTHCARE BONITA   |              | 92       | 41       | 31%              | 133   |
| JAY HOSPITAL CLINICAL LABORATORY                                  |              | 113      | 20       | 15%              | 133   |
| CURATIVE LABS   |              | 3        | 129      | 98%              | 132   |
| SANFORD REFERENCE LAB   |              | 132      |          |                  | 132   |
| ASCEND CLINICAL   |              | 128      | 3        | 2%               | 131   |
| MEMPHIS PATHOLOGY LABORATORY                                      | 1            | 124      | 5        | 4%               | 130   |
| UNKNOWN   |              | 8        | 121      | 94%              | 129   |
| BMHSI-AEL MICROBIOLOGY LABORATORY                                 | 2            | 102      | 20       | 16%              | 124   |
| Assurance Scientific Laboratories                                 |              | 99       | 24       | 20%              | 123   |
| NEW YORK STATE ELR - NEW YORK PRESBYTERIAN HOSPITAL CUMC CLINICAL |              | 109      | 12       | 10%              | 121   |
| SMA SPECIALITY MEDICAL LAB  |              | 51       | 69       | 58%              | 120   |
| MILLENNIUM PATHOLOGY/MICROBIOLOGY LABORATORY                      |              |          | 120      | 100%             | 120   |
| LABCORP TAMPA   | 1            | 16       | 102      | 86%              | 119   |
| NORTH FLORIDA PEDIATRICS-TALLAHASSEE                              |              | 105      | 13       | 11%              | 118   |
| FLORIDA HOSPITAL WAUCHULA   |              | 58       | 59       | 50%              | 117   |
| FLAGLER HOSPITAL  | 3            | 15       | 98       | 84%              | 116   |
| QUALITOX LABORATORIES   |              | 96       | 19       | 17%              | 115   |
| VAMC WEST PALM LAB  |              |          | 115      | 100%             | 115   |
| UAB UNIVERSITY OF ALABAMA HOSPITAL LAB                            |              | 111      | 3        | 3%               | 114   |
| SUNRISE MEDICAL LABORATORIES                                      |              | 81       | 33       | 29%              | 114   |
| NEO GENOMICS - FORT MYERS   |              | 111      | 2        | 2%               | 113   |
| LABTECH DIAGNOSTIC  |              | 83       | 30       | 27%              | 113   |
| ALLIED HEALTH FORT PIERCE   |              | 112      |          |                  | 112   |
| INTEGRATED REGIONAL LABORATORIES                                  |              | 99       | 10       | 9%               | 109   |
| ASAP LAB LLC  |              | 90       | 17       | 16%              | 107   |
| LEHIGH REGIONAL MEDICAL CENTER LAB                                |              | 95       | 12       | 11%              | 107   |
| BAY PINES VAMC CLINICAL LABORATORY                                |              | 1        | 102      | 99%              | 103   |
| AVECINA MEDICAL OAKLEAF   |              | 7        | 96       | 93%              | 103   |
| HOLY CROSS HOSPITAL LABORATORY                                    |              |          | 99       | 100%             | 99    |
| STEWART REFERENCE LABORATORY                                      |              |          | 98       | 100%             | 98    |
| NEW YORK STATE ELR - MOUNT SINAI LABORATORY                       |              | 90       | 7        | 7%               | 97    |
| MILLENNIUM LAB SERVICES   |              |          | 97       | 100%             | 97    |
| UHEALTH CORAL GABLES/LENNAR MED CTR                               |              | 90       | 7        | 7%               | 97    |
| HOLMES REGIONAL MEDICAL CENTER                                    |              | 3        | 93       | 97%              | 96    |
| JAMES A. HALEY VETERANS MICRO LAB                                 |              |          | 96       | 100%             | 96    |
| NEW YORK STATE ELR - NEW YORK HOSPITAL LABORATORIES               |              | 90       | 5        | 5%               | 95    |
| BUREAU OF CLINICAL LABORATORIES                                   |              | 79       | 16       | 17%              | 95    |
| DIAGNOSTIC SOLUTIONS  |              | 3        | 90       | 97%              | 93    |
| PALM BEACH COUNTY HEALTH DEPT LAB                                 |              | 91       | 1        | 1%               | 92    |
| IRL MARKET LAB  |              | 60       | 32       | 35%              | 92    |
| ROSEN MEDICAL CENTER  |              | 83       | 7        | 8%               | 90    |



# COVID-19: testing by laboratory

Data through Jul 14, 2020 verified as of Jul 15, 2020 at 09:25 AM

Data in this report are provisional and subject to change.

The numbers in the table below represent the number for whom test results were received by the Department of Health. A person can be tested by more than one laboratory and can have both positive and negative results. **Therefore, the sum of the numbers in each column will be larger than the total number of people tested.**

| Reporting lab                                  | Inconclusive | Negative | Positive | Percent positive | Total |
|--|--------------|----------|----------|------------------|-------|
| SPARROW HEALTHCARE                             |              | 1        | 87       | 99%              | 88    |
| GENETWORKX                                     |              | 15       | 71       | 83%              | 86    |
| FLORIDA LABORATORY ANALYSIS                    |              | 27       | 58       | 68%              | 85    |
| CENTRA CARE                                    |              |          | 85       | 100%             | 85    |
| MICROGEN DX                                    |              | 1        | 81       | 99%              | 82    |
| VETERANS AFFAIRS MEDICAL CENTER LAB            |              |          | 82       | 100%             | 82    |
| USAFSAM/PHE                                    |              | 23       | 55       | 71%              | 78    |
| BIOCERNA LLC                                   | 2            | 58       | 18       | 23%              | 78    |
| MEDICAL DIAGNOSTICS LABORATORIES,INC           |              | 16       | 59       | 79%              | 75    |
| ADVENT HEALTH DAYTONA                          |              | 1        | 72       | 99%              | 73    |
| NONA SCIENTIFIC                                |              |          | 72       | 100%             | 72    |
| MAYO CLINIC LABS - ROCHESTER MAIN CAMPUS       |              | 71       | 1        | 1%               | 72    |
| GESSLER CLINIC                                 |              |          | 70       | 100%             | 70    |
| Highlands Regional Hospital                    |              | 63       | 6        | 9%               | 69    |
| FLORIDA COMMUNITY HEALTH CENTERS INC           |              |          | 67       | 100%             | 67    |
| ST JUDE CHILDREN'S RESEARCH HOSPITAL           |              | 61       | 6        | 9%               | 67    |
| CENTRAL FLORIDA HEALTH CARE                    |              | 46       | 21       | 31%              | 67    |
| FLORIDA HOSPITAL HEARTLAND MED CTR LAKE PLACID |              | 52       | 14       | 21%              | 66    |
| CURATIVE LABS INC                              |              | 11       | 55       | 83%              | 66    |
| NEW YORK STATE ELR - ENZO CLINICAL LABS INC    |              | 64       | 1        | 2%               | 65    |
| DAVITA LABORATORY SERVICES                     |              | 48       | 14       | 23%              | 62    |
| UR MEDICINE LABS- CENTRAL LABORATORY           |              | 61       |          |                  | 61    |
| MARTIN MEMORIAL MEDICAL CENTER LAB             |              | 10       | 49       | 83%              | 59    |
| HOLY CROSS HOSPITAL                            |              | 1        | 57       | 98%              | 58    |
| P4 CLINICAL, LLC                               |              |          | 57       | 100%             | 57    |
| AVERO DIAGNOSTICS                              |              | 46       | 11       | 19%              | 57    |
| GENE BY GENE                                   |              |          | 55       | 100%             | 55    |
| ACUTIS DIAGNOSTICS                             |              | 48       | 6        | 11%              | 54    |
| NITE LITE PEDIATRICS                           |              | 22       | 31       | 58%              | 53    |
| CENTRACARE                                     |              | 1        | 52       | 98%              | 53    |
| FINLAY CLINICAL LABORATORY                     |              | 24       | 29       | 55%              | 53    |
| AVECINA MEDICAL SOUTHSIDE                      |              | 29       | 24       | 45%              | 53    |
| BROWARD HEALTH MEDICAL CENTER                  |              | 1        | 51       | 98%              | 52    |
| VAMC LAKE CITY                                 |              | 51       | 1        | 2%               | 52    |
| SARASOTA CO. HEALTH DEPT # 58                  |              | 40       | 11       | 22%              | 51    |
| VAMC BAY PINES                                 |              | 1        | 49       | 98%              | 50    |
| INTERCOASTAL MEDICAL GROUP                     |              |          | 50       | 100%             | 50    |
| NEW YORK STATE ELR - WADSWORTH HEALTH CENTER   |              | 46       | 3        | 6%               | 49    |
| P4 DIAGNOSTIX LABORATORY NETWORK               |              | 1        | 48       | 98%              | 49    |
| MILLENIUM PHYSICIANS GROUP                     |              |          | 48       | 100%             | 48    |
| BAPTIST HEALTH SOUTH FLORIDA                   |              | 3        | 44       | 94%              | 47    |
| LABCORP BURLINGTON (LPP)                       |              | 10       | 37       | 79%              | 47    |
| ARTHREX MEDICAL CENTER                         |              | 26       | 20       | 43%              | 46    |
| H LEE MOFFITT CANCER CENTER MICRO              |              | 46       |          |                  | 46    |
| ORLANDO VA PALMS                               |              | 2        | 43       | 96%              | 45    |
| FULGENT DIAGNOSTICS                            | 3            | 36       | 6        | 13%              | 45    |
| BIOREFERENCE LABORATORY                        |              | 1        | 44       | 98%              | 45    |

# COVID-19: testing by laboratory

Data through Jul 14, 2020 verified as of Jul 15, 2020 at 09:25 AM

Data in this report are provisional and subject to change.

The numbers in the table below represent the number for whom test results were received by the Department of Health. A person can be tested by more than one laboratory and can have both positive and negative results. **Therefore, the sum of the numbers in each column will be larger than the total number of people tested.**

| Reporting lab   | Inconclusive | Negative | Positive | Percent positive | Total |
|---|--------------|----------|----------|------------------|-------|
| AEL- MEMPHIS  |              | 17       | 28       | 62%              | 45    |
| REAL DIAGNOSTIC   | 1            | 28       | 15       | 34%              | 44    |
| HOSPITAL FOR SPECIAL SURGERY                              |              | 42       | 1        | 2%               | 43    |
| UNITED CLINICAL LABORATORY LLC                            |              |          | 42       | 100%             | 42    |
| MEDARBOR DIAGNOSTICS                                      |              | 1        | 41       | 98%              | 42    |
| HURLBURT FIELD CLINIC                                     |              | 23       | 19       | 45%              | 42    |
| QUEST TAMPA (NEW YORK ELR)                                |              | 32       | 9        | 22%              | 41    |
| LEON MEDICAL CENTER                                       |              |          | 40       | 100%             | 40    |
| BAYCARE LAB   |              | 1        | 39       | 98%              | 40    |
| FISHERMENS HOSPITAL CLINICAL LAB                          |              | 37       | 2        | 5%               | 39    |
| EGLIN REGIONAL MEDICAL CENTER                             |              | 4        | 35       | 90%              | 39    |
| NAVY HOSPITAL   |              |          | 38       | 100%             | 38    |
| C.W. BILL YOUNG VA MEDICAL CENTER                         |              | 3        | 35       | 92%              | 38    |
| HEALTH FIRST-HOLMES REGIONAL                              |              |          | 38       | 100%             | 38    |
| VHA PUBLIC HEALTH REFERENCE LABORATORY- PALO ALTO         |              | 27       | 10       | 27%              | 37    |
| TOM LEE COMMUNITY HEALTH CENTER                           |              |          | 37       | 100%             | 37    |
| NEW YORK STATE ELR - EMPIRECITY LABORATORIES              |              | 32       | 5        | 14%              | 37    |
| FLORIDA HOSPITAL NEW SMYRNA                               |              | 4        | 32       | 89%              | 36    |
| MORTON PLANT HOSPITAL                                     |              |          | 35       | 100%             | 35    |
| ADVENTHEALTH LAB  |              |          | 35       | 100%             | 35    |
| ST. CLOUD MEDICAL GROUP                                   |              | 35       |          |                  | 35    |
| IRL   |              | 4        | 31       | 89%              | 35    |
| RCA LABORATORY SERVICES, LLC                              |              | 5        | 29       | 85%              | 34    |
| CLINICAL REFERENCE LABORATORY                             |              | 30       | 4        | 12%              | 34    |
| VA MEDICAL CENTER   |              | 7        | 26       | 79%              | 33    |
| MAVERICK LABS   |              |          | 32       | 100%             | 32    |
| PROVIDENCE HOSPITAL LABORATORY                            |              | 31       | 1        | 3%               | 32    |
| AVECINA MEDICAL JULINGTON                                 |              | 6        | 25       | 81%              | 31    |
| QUEST DIAGNOSTICS-VERO BEACH-37TH ST                      |              | 31       |          |                  | 31    |
| SMA MEDICAL LABORATORY                                    |              | 8        | 23       | 74%              | 31    |
| BioReference Laboratories, Inc                            |              | 21       | 10       | 32%              | 31    |
| AMELIA URGENT CARE  |              |          | 31       | 100%             | 31    |
| LAB CORP RTP  | 1            | 2        | 27       | 90%              | 30    |
| NEW YORK STATE ELR - KALEIDA HEALTH CENTER FOR LABORATORY |              | 26       | 4        | 13%              | 30    |
| LAB CORP TAMPA  |              |          | 29       | 100%             | 29    |
| AKESOGEN  |              | 29       |          |                  | 29    |
| FLORIDA CLINICAL LABORATORY-BIOREFERENCE LABORATORIES     |              | 2        | 27       | 93%              | 29    |
| CAREMOUNT MEDICAL - PATHOLOGY                             |              | 29       |          |                  | 29    |
| MEDICAL DIAGNOSTIC LAB                                    |              | 1        | 28       | 97%              | 29    |
| SANTA ROSA MEDICAL CENTER                                 |              |          | 29       | 100%             | 29    |
| EAST MANATEE FAMILY                                       | 1            |          | 28       | 97%              | 29    |
| SOLARIS DIAGNOSTICS                                       |              | 2        | 27       | 93%              | 29    |
| DESOTO MEMORIAL HOSPITAL LAB                              |              |          | 28       | 100%             | 28    |
| UNKNOWN - BAD FACILITY CODE                               |              | 2        | 25       | 93%              | 27    |
| BAYCARE HEALTH SYSTEM                                     |              | 1        | 26       | 96%              | 27    |
| SOUTH LAKE HOSPITAL                                       |              | 1        | 26       | 96%              | 27    |
| FINLAY CLINICAL LABORATORY INC                            |              | 26       | 1        | 4%               | 27    |

# COVID-19: testing by laboratory

Data through Jul 14, 2020 verified as of Jul 15, 2020 at 09:25 AM

Data in this report are provisional and subject to change.

The numbers in the table below represent the number for whom test results were received by the Department of Health. A person can be tested by more than one laboratory and can have both positive and negative results. **Therefore, the sum of the numbers in each column will be larger than the total number of people tested.**

| Reporting lab   | Inconclusive | Negative | Positive | Percent positive | Total |
|---|--------------|----------|----------|------------------|-------|
| TRADITION MEDICAL CENTER LABORATORY                                 |              | 7        | 20       | 74%              | 27    |
| NEW YORK STATE ELR - MONTEFIORE MEDICAL CENTER LABORATORIES - MOSES |              | 21       | 6        | 22%              | 27    |
| DEPARTMENT OF VETERANS AFFAIRS JAMES A. HALEY VETERANS HOSPITAL     |              |          | 27       | 100%             | 27    |
| WUESTHOFF REF LABORATORY  |              |          | 27       | 100%             | 27    |
| MORTON PLANT HOSPITAL/LAB   |              | 1        | 25       | 96%              | 26    |
| AMERICAN PATHOLOGY PARTNERS   |              | 25       | 1        | 4%               | 26    |
| P4CLINICAL  | 3            | 1        | 22       | 85%              | 26    |
| INTEGRITY LABORATORIES  |              |          | 26       | 100%             | 26    |
| FAWCETT MEMORIAL HOSPITAL-LAB                                       |              | 1        | 25       | 96%              | 26    |
| CDC   |              | 17       | 9        | 35%              | 26    |
| NAVAL HOSPITAL - JACKSONVILLE                                       |              | 1        | 25       | 96%              | 26    |
| DYNAMIC MEDICAL USA   |              |          | 25       | 100%             | 25    |
| CAPITAL REGIONAL MEDICAL CENTER                                     |              | 1        | 24       | 96%              | 25    |
| QUEST DIAGNOSTIC INC  |              | 2        | 23       | 92%              | 25    |
| TAMPA GENERAL HOSPITAL CLINICAL LAB                                 |              |          | 25       | 100%             | 25    |
| SUNCOAST LABS   |              |          | 25       | 100%             | 25    |
| ORLANDO REGIONAL MEDICAL CENTER                                     |              | 1        | 23       | 96%              | 24    |
| UNIVERSITY OF MIAMI HOSPITAL & CLINICS                              |              | 21       | 3        | 13%              | 24    |
| SACRED HEART HOSPITAL ON THE GULF                                   |              | 10       | 14       | 58%              | 24    |
| ST JOSEPHS CHILDRENS OUTREACH                                       |              |          | 23       | 100%             | 23    |
| HUNTSVILLE HOSPITAL LABORATORY                                      |              | 18       | 5        | 22%              | 23    |
| LABORATORY CORP OF AMERICA  | 1            | 4        | 18       | 78%              | 23    |
| LABFIRST - DEPARTMENT OF PATHOLOGY                                  |              | 23       |          |                  | 23    |
| ALL CHILDREN'S HOSPITAL LAB   |              | 1        | 22       | 96%              | 23    |
| LABORATORY DYNAMICS   |              | 20       | 3        | 13%              | 23    |
| ST. ANTHONY'S HOSPITAL  |              |          | 22       | 100%             | 22    |
| Quest Diag Unspecifd  |              | 4        | 18       | 82%              | 22    |
| PENNSYLVANIA DEPT OF HEALTH   |              | 19       | 3        | 14%              | 22    |
| ST VINCENT'S BIRMINGHAM LABORATORY                                  |              | 22       |          |                  | 22    |
| JACKSON MEMORIAL HOSPITAL   |              |          | 21       | 100%             | 21    |
| MOBILE INFIRMARY MED CENTER PATH LAB                                |              | 19       | 2        | 10%              | 21    |
| NEW YORK STATE ELR - NEWYORK-PRESBYTERIAN/QUEENS DIAGNOSTIC         |              | 20       | 1        | 5%               | 21    |
| QDX PATHOLOGY SERVICES  |              | 13       | 8        | 38%              | 21    |
| QUEST DIAGNOSTICS NICHOLS INSTITUTE- LPP                            |              | 3        | 17       | 85%              | 20    |
| CHILDREN'S HOSPITAL OF ALABAMA                                      |              | 20       |          |                  | 20    |
| ST. MARY'S MEDICAL CENTER LAB                                       |              |          | 20       | 100%             | 20    |
| MIAMI BEACH COMMUNITY HEALTH CENTER                                 |              |          | 20       | 100%             | 20    |
| ST. CLOUD HOSPITAL  |              | 20       |          |                  | 20    |
| BROWARD HEALTH CORAL SPRINGS EPIDEMIOLOGY DEPT                      |              |          | 20       | 100%             | 20    |
| NEW YORK STATE ELR - WHITE PLAINS HOSPITAL CENTER LAB               |              | 19       |          |                  | 19    |
| NEW YORK STATE ELR - STONY BROOK UNIVERSITY MEDICAL CENTER          |              | 16       | 3        | 16%              | 19    |
| MED HEALTH SERVICES   |              | 18       | 1        | 5%               | 19    |
| INTEGRATED REGIONAL LABORATORIES - LARGO                            |              |          | 19       | 100%             | 19    |
| QUEST DIAGNOSTICS INC.  |              |          | 19       | 100%             | 19    |
| SANFORD LABORATORIES  |              | 19       |          |                  | 19    |
| NEW PLANT CITY FAMILY CARE  |              |          | 19       | 100%             | 19    |
| ADVENT HEALTH FISH MEMORIAL   |              | 2        | 16       | 89%              | 18    |

# COVID-19: testing by laboratory

Data through Jul 14, 2020 verified as of Jul 15, 2020 at 09:25 AM

Data in this report are provisional and subject to change.

The numbers in the table below represent the number for whom test results were received by the Department of Health. A person can be tested by more than one laboratory and can have both positive and negative results. **Therefore, the sum of the numbers in each column will be larger than the total number of people tested.**

| Reporting lab   | Inconclusive | Negative | Positive | Percent positive | Total |
|---|--------------|----------|----------|------------------|-------|
| PATRICK AIR FORCE BASE                                      |              | 1        | 17       | 94%              | 18    |
| ALLSOUTH URGENT CARE  |              |          | 18       | 100%             | 18    |
| KENDALL REGIONAL MEDICAL CENTER LAB                         |              |          | 18       | 100%             | 18    |
| STONE WASH CLINICAL LABORATORIES                            |              | 2        | 16       | 89%              | 18    |
| BAYFRONT HEALTH BROOKSVILLE                                 |              |          | 18       | 100%             | 18    |
| AMERICAN RESEARCH LABS                                      |              | 1        | 16       | 94%              | 17    |
| WATSON CLINIC LLP SOUTH                                     |              |          | 17       | 100%             | 17    |
| MIAMI VA HEALTHCARE SYSTEM                                  |              |          | 17       | 100%             | 17    |
| CLEVELAND CLINIC FOUNDATION                                 |              | 9        | 8        | 47%              | 17    |
| NEW YORK STATE ELR - CATHOLIC HEALTH SYSTEM DEPT LABORATORY |              | 17       |          |                  | 17    |
| MACDILL AIRFORCE BASE MICRO                                 |              | 14       | 3        | 18%              | 17    |
| 325TH MEDICAL GROUP   |              |          | 16       | 100%             | 16    |
| MY CLINICAL LAB   |              |          | 16       | 100%             | 16    |
| LABORATORY SPECIALISTS OF MICHIGAN                          |              |          | 16       | 100%             | 16    |
| POPLAR HEALTHCARE PLLC                                      | 1            | 10       | 5        | 31%              | 16    |
| VA  |              | 15       | 1        | 6%               | 16    |
| ADVENTHEALTH CENTRA CARE OVIEDO                             |              | 5        | 11       | 69%              | 16    |
| LABCORP BIRMINGHAM  |              | 4        | 12       | 75%              | 16    |
| ACCU REFERENCE MEDICAL LAB                                  |              |          | 16       | 100%             | 16    |
| MADISON CORE LABORATORIES                                   |              | 15       | 1        | 6%               | 16    |
| TGH   |              | 1        | 15       | 94%              | 16    |
| ARUP  |              | 4        | 12       | 75%              | 16    |
| VAMC GAINESVILLE  |              | 2        | 14       | 88%              | 16    |
| MIAMI VAMC  |              |          | 16       | 100%             | 16    |
| NEW YORK STATE ELR - BROOKDALE UNIVERSITY HOSPITAL          |              | 16       |          |                  | 16    |
| DIATHERIX   |              | 13       | 2        | 13%              | 15    |
| MID-FLORIDA PATHOLOGY                                       |              | 7        | 8        | 53%              | 15    |
| IPSUM DIAGNOSTICS   |              |          | 15       | 100%             | 15    |
| INTERLAB  |              | 1        | 14       | 93%              | 15    |
| CITRUS MEMORIAL HEALTH SYSTEM LAB                           |              | 1        | 14       | 93%              | 15    |
| FLORIDA DEPARTMENT OF HEALTH                                |              | 10       | 5        | 33%              | 15    |
| PALO ALTO VA MEDICAL CENTER                                 |              | 1        | 14       | 93%              | 15    |
| QUESTDIAGNOSTICS INCORPORATED                               |              | 1        | 14       | 93%              | 15    |
| NXGEN MDX   |              | 11       | 4        | 27%              | 15    |
| CORE DIAGNOSTIC LABORATORIES                                |              |          | 14       | 100%             | 14    |
| HEALTH FIRST-PALM BAY                                       |              |          | 14       | 100%             | 14    |
| QUEST DIAGNOSTICS INCORPORATED                              |              |          | 14       | 100%             | 14    |
| GRAVITY DIAGNOSTICS   |              | 9        | 5        | 36%              | 14    |
| PACIFIC ANALYTICS   |              |          | 14       | 100%             | 14    |
| HEALTH CENTRAL HOSPITAL                                     |              |          | 14       | 100%             | 14    |
| UNITED CLINICAL LABS  |              |          | 14       | 100%             | 14    |
| PHYSICIANS REGIONAL HEALTHCARE SYSTEM                       |              |          | 14       | 100%             | 14    |
| TIDE LABORATORIES   |              | 4        | 10       | 71%              | 14    |
| MILLENNIUM PHYSICIAN GROUP LCC                              |              |          | 13       | 100%             | 13    |
| GENPATH   |              |          | 13       | 100%             | 13    |
| CAPE CANAVERAL HOSPITAL                                     |              |          | 13       | 100%             | 13    |
| SEBASTIAN RIVER MEDICAL CENTER                              |              | 6        | 7        | 54%              | 13    |

# COVID-19: testing by laboratory

Data through Jul 14, 2020 verified as of Jul 15, 2020 at 09:25 AM

Data in this report are provisional and subject to change.

The numbers in the table below represent the number for whom test results were received by the Department of Health. A person can be tested by more than one laboratory and can have both positive and negative results. **Therefore, the sum of the numbers in each column will be larger than the total number of people tested.**

| Reporting lab   | Inconclusive | Negative | Positive | Percent positive | Total |
|---|--------------|----------|----------|------------------|-------|
| ST. JOSEPHS HOSPITAL  |              |          | 13       | 100%             | 13    |
| NEW YORK STATE ELR - UNIVERSITY HOSPITAL, STONY BROOK SOUTHAMPTON |              | 13       |          |                  | 13    |
| PRIVA PATH LABS   |              |          | 13       | 100%             | 13    |
| QUEST DIAGNOSTICS NICHOLS INSTITUTE - SJC (LPP)                   |              | 9        | 4        | 31%              | 13    |
| CENTRA CARE CONWAY  |              |          | 13       | 100%             | 13    |
| MEDCOMP SCIENCES  |              |          | 13       | 100%             | 13    |
| ASSOCIATED CLINICAL LABORATORIES                                  |              | 13       |          |                  | 13    |
| XERA MED RESEARCH   |              |          | 13       | 100%             | 13    |
| ADVANCED URGENT CARE  |              | 10       | 2        | 17%              | 12    |
| TOTAL RENAL LABORATORIES INC                                      |              | 7        | 5        | 42%              | 12    |
| SHORELINE PHYSICIAN GROUP   |              |          | 12       | 100%             | 12    |
| BIO-REFERENCE LABORATORIES  |              |          | 12       | 100%             | 12    |
| OUT OF STATE  |              | 12       |          |                  | 12    |
| WHITE WILSON MEDICAL CENTER CLINIC                                |              |          | 12       | 100%             | 12    |
| PROTEUS MOLECULAR AND CLINICAL LAB                                |              | 8        | 4        | 33%              | 12    |
| PARRISH MEDICAL CENTER  |              | 1        | 11       | 92%              | 12    |
| LECONTE MEDICAL CENTER LAB  |              | 10       | 2        | 17%              | 12    |
| NEW YORK STATE ELR - QUEST DIAGNOSTICS INCORPORATED               |              | 9        | 3        | 25%              | 12    |
| SEVEN RIVERS REGIONAL MEDICAL CENTER                              |              | 1        | 11       | 92%              | 12    |
| NEW YORK STATE ELR - LENOX HILL HOSPITAL                          |              | 11       | 1        | 8%               | 12    |
| NEW YORK STATE ELR - WILSON MEMORIAL REGIONAL MEDICAL CENTER      |              | 12       |          |                  | 12    |
| FLORIDA DEPT OF HEALTH  |              | 4        | 8        | 67%              | 12    |
| BROWARD DIALYSIS  |              |          | 12       | 100%             | 12    |
| DOCTORS MEMORIAL HOSPITAL   |              | 6        | 5        | 45%              | 11    |
| REFUAH HEALTH CENTER LABORATORY                                   |              | 11       |          |                  | 11    |
| UNIVERSITY HEALTH SYSTEM INC                                      |              | 11       |          |                  | 11    |
| MOFFITT CANCER CENTER   |              | 9        | 2        | 18%              | 11    |
| ST FRANCIS HOSPITAL   |              | 8        | 3        | 27%              | 11    |
| SUNQUEST  |              | 2        | 9        | 82%              | 11    |
| AMERICAN ESOTERIC LABORATORIES                                    |              |          | 11       | 100%             | 11    |
| LAB INTERMARKET FACILITY LAB                                      |              |          | 11       | 100%             | 11    |
| FLORIDA COMMUNITY HEALTH CENTER OF ST. LUCIE                      |              |          | 11       | 100%             | 11    |
| BAY MEDICAL CENTER SACRED HEART HEALTH SYSTEM                     |              |          | 11       | 100%             | 11    |
| INDIAN RIVER MEDICAL CENTER                                       |              | 11       |          |                  | 11    |
| DOH   |              | 1        | 10       | 91%              | 11    |
| DELRAY MEDICAL CENTER LAB   |              |          | 11       | 100%             | 11    |
| GRAVITY DIAGNOSTICS, LLC  |              | 3        | 7        | 70%              | 10    |
| PARKWEST MEDICAL CENTER   |              | 9        | 1        | 10%              | 10    |
| BAYFRONT  |              | 8        | 2        | 20%              | 10    |
| NEW JERSEY DEPARTMENT OF HEALTH COMMUNICABLE DISEASE SERVICE      |              | 3        | 7        | 70%              | 10    |
| NEW YORK STATE ELR - ROCHESTER GENERAL HOSPITAL LABORATORY        |              | 9        | 1        | 10%              | 10    |
| BROWARD HEALTH CARE   |              |          | 10       | 100%             | 10    |
| BAPTIST SOUTH MEDICAL CENTER                                      |              | 2        | 8        | 80%              | 10    |
| PARK WEST MEDICAL CENTER  |              | 10       |          |                  | 10    |
| JACKSON HEALTH SYSTEM   |              |          | 10       | 100%             | 10    |
| LAKE BALDWIN CBOC   |              | 9        | 1        | 10%              | 10    |
| MED ARBOR   |              |          | 10       | 100%             | 10    |

# COVID-19: testing by laboratory

Data through Jul 14, 2020 verified as of Jul 15, 2020 at 09:25 AM

Data in this report are provisional and subject to change.

The numbers in the table below represent the number for whom test results were received by the Department of Health. A person can be tested by more than one laboratory and can have both positive and negative results. **Therefore, the sum of the numbers in each column will be larger than the total number of people tested.**

| Reporting lab  | Inconclusive | Negative | Positive | Percent positive | Total |
|--|--------------|----------|----------|------------------|-------|
| ESCAMBIA COMMUNITY CLINIC                            |              |          | 10       | 100%             | 10    |
| VIERA HOSPITAL                                       |              |          | 10       | 100%             | 10    |
| LABCORP - MIAMI                                      |              | 4        | 6        | 60%              | 10    |
| UVMMC MICROBIOLOGY                                   |              | 9        |          |                  | 9     |
| ST. JOSEPH HOSPITAL LAB                              |              |          | 9        | 100%             | 9     |
| SELECT REFERENCE LABORATORIES, LLC                   |              |          | 9        | 100%             | 9     |
| LABCORP INC  |              | 1        | 8        | 89%              | 9     |
| UPMC CHAUTAUQUA AT WCA LABORATORY                    |              | 9        |          |                  | 9     |
| CLARITY LAB SOLUTIONS                                |              | 3        | 6        | 67%              | 9     |
| PALM BAY HOSPITAL                                    |              | 1        | 8        | 89%              | 9     |
| NEW YORK STATE ELR - WESTCHESTER MEDICAL CENTER      |              | 9        |          |                  | 9     |
| BAPTIST CLAY   |              |          | 9        | 100%             | 9     |
| MICHIGAN DEPARTMENT OF HEALTH AND HUMAN SERVICES     |              |          | 9        | 100%             | 9     |
| LAB PLUS, LLC AT SAINT THOMAS WEST HOSPITAL          |              | 7        | 2        | 22%              | 9     |
| FAST TRACK URGENT CARE CENTER                        |              |          | 9        | 100%             | 9     |
| VENICE REGIONAL MEDICAL CENTER                       |              |          | 9        | 100%             | 9     |
| ALL CHILDREN'S HOSPITAL/LAB                          |              |          | 9        | 100%             | 9     |
| USA HEALTH UNIVERSITY HOSPITAL CLINICAL LABORATORY   |              | 9        |          |                  | 9     |
| US BIOTEK LABORATORIES                               |              |          | 9        | 100%             | 9     |
| DIAGNOSTIC LABORATORY OF OKLAHOMA                    |              | 9        |          |                  | 9     |
| CORE LABORATORY                                      |              | 1        | 8        | 89%              | 9     |
| MINUTE CLINIC INCORPORATE                            |              | 7        | 1        | 13%              | 8     |
| LAB  |              |          | 8        | 100%             | 8     |
| DEVANSH LAB WERKS INC                                |              | 6        | 2        | 25%              | 8     |
| BAYCARE OUTREACH LABORATORY SERVICES                 |              | 1        | 7        | 88%              | 8     |
| NEW YORK STATE ELR - QUEST DIAGNOSTICS NICHOLS       |              | 7        | 1        | 13%              | 8     |
| LABCORP - CLEARWATER                                 |              | 3        | 5        | 63%              | 8     |
| NORTH CAROLINA DEPARTMENT OF HEALTH & HUMAN SERVICES |              |          | 8        | 100%             | 8     |
| QUEST INFECTIOUS DISEASE                             | 1            | 3        | 4        | 50%              | 8     |
| MOLECULAR TESTING LABS                               |              |          | 8        | 100%             | 8     |
| EXPERTUS LABORATORIES INC                            |              | 8        |          |                  | 8     |
| ST JOSEPHS HOSPITAL                                  |              |          | 8        | 100%             | 8     |
| CONSOLIDATED LAB SERVICES                            |              | 8        |          |                  | 8     |
| NORTH SHORE UNIVERSITY HOSPITAL LABORATORY           |              | 8        |          |                  | 8     |
| EAST ALABAMA MEDICAL CENTER LABORATORY               |              | 6        | 2        | 25%              | 8     |
| THE COMMONWEALTH OF MASSACHUSETTS                    |              |          | 8        | 100%             | 8     |
| JACKSON NORTH MEDICAL CENTER                         |              | 1        | 7        | 88%              | 8     |
| GENEUS DIAGNOSTICS                                   |              |          | 8        | 100%             | 8     |
| ST JOSEPH'S HEALTHLINE                               |              | 1        | 7        | 88%              | 8     |
| PATHGROUP LABS                                       |              |          | 8        | 100%             | 8     |
| ST MARY'S MEDICAL CENTER                             |              | 1        | 7        | 88%              | 8     |
| MAYO CLINIC DEPT OF LAB MED PATHOLOGY                |              |          | 8        | 100%             | 8     |
| BIO REFERNCE LABORATORIES                            |              | 2        | 5        | 71%              | 7     |
| SOUTHEAST ALABAMA MEDICAL CENTER                     |              |          | 7        | 100%             | 7     |
| CENTRA CARE - SAND LAKE                              |              |          | 7        | 100%             | 7     |
| PREMIER MEDICAL LABORATORY SERVICES                  |              |          | 7        | 100%             | 7     |
| WATSON CLINIC LLP MAIN                               |              |          | 7        | 100%             | 7     |

# COVID-19: testing by laboratory

Data through Jul 14, 2020 verified as of Jul 15, 2020 at 09:25 AM

Data in this report are provisional and subject to change.

The numbers in the table below represent the number for whom test results were received by the Department of Health. A person can be tested by more than one laboratory and can have both positive and negative results. **Therefore, the sum of the numbers in each column will be larger than the total number of people tested.**

| Reporting lab   | Inconclusive | Negative | Positive | Percent positive | Total |
|---|--------------|----------|----------|------------------|-------|
| LONGLEAF DIAGNOSTIC LABORATORIES                                  |              | 2        | 5        | 71%              | 7     |
| HEALTH FIRST-VIERA HOSPITAL                                       |              |          | 7        | 100%             | 7     |
| NEW YORK STATE ELR - CATHOLIC HEALTH SERVICES REGIONAL LABORATORY |              | 5        | 2        | 29%              | 7     |
| NORTH BAY HOSPITAL  |              |          | 7        | 100%             | 7     |
| WESTPAC LABS  |              |          | 7        | 100%             | 7     |
| CAYUGA MEDICAL CENTER AT ITHACA                                   |              | 6        | 1        | 14%              | 7     |
| MACDILL AFB HOSPITAL  |              | 1        | 6        | 86%              | 7     |
| NO NAME   |              | 5        | 2        | 29%              | 7     |
| MICHIGAN DEPARTMENT OF COMMUNITY HEALTH                           |              | 1        | 5        | 83%              | 6     |
| WOLFSON CHILDREN'S HOSPITAL                                       |              |          | 6        | 100%             | 6     |
| VENICE REGIONAL MEDICAL LAB SERVICES                              |              |          | 6        | 100%             | 6     |
| STATE LAB   |              | 1        | 5        | 83%              | 6     |
| SMA LAB   |              | 3        | 3        | 50%              | 6     |
| SACRED HEART HEALTH SYSTEM  |              |          | 6        | 100%             | 6     |
| ST JOSEPH HOSPITAL  |              | 5        | 1        | 17%              | 6     |
| CBS LABORATORY  |              | 1        | 5        | 83%              | 6     |
| ST. JOSEPH'S HOSPITAL LAB   |              |          | 6        | 100%             | 6     |
| FLORIDA DEPARTMENT OF HEALTH IN LAKE COUNTY                       |              | 3        | 3        | 50%              | 6     |
| HEALTHLINK DIAGNOSTIC LABORATORIES                                |              | 1        | 5        | 83%              | 6     |
| PRIDE DIAGNOSTICS   |              | 6        |          |                  | 6     |
| VAMC  |              |          | 6        | 100%             | 6     |
| LEE COUNTY HEALTH DEPARTMENT                                      |              | 4        | 2        | 33%              | 6     |
| PRATTVILLE BAPTIST HOSPITAL                                       |              | 5        | 1        | 17%              | 6     |
| TRUE HEALTH DIAGNOSTICS   |              | 1        | 5        | 83%              | 6     |
| AMERICAN HEALTH ASSOCIATES OF TAMPA                               |              |          | 6        | 100%             | 6     |
| NEW YORK STATE ELR - JAMES J PETERS VA MEDICAL CENTER             |              | 4        | 2        | 33%              | 6     |
| DYNAMIC DNA LAB   |              |          | 6        | 100%             | 6     |
| NORTHWELL HEALTH PLAINVIEW HOSPITAL LABORATORY                    |              | 5        | 1        | 17%              | 6     |
| ST VINCENTS MEDICAL CENTER RIVERSIDE NURSING                      |              |          | 6        | 100%             | 6     |
| FULGENT GENETICS  |              | 3        | 3        | 50%              | 6     |
| PERSONALIZED GENETIC TESTING                                      |              |          | 6        | 100%             | 6     |
| NEW YORK STATE ELR - JAMAICA HOSPITAL MEDICAL CENTER              |              | 6        |          |                  | 6     |
| DOCTOR'S IN HOUSE LAB   |              |          | 6        | 100%             | 6     |
| NEW YORK STATE ELR - ERIE COUNTY MEDICAL CTR CLINICAL LABS        |              | 6        |          |                  | 6     |
| LEE MEMORIAL LAB GULF COAST                                       |              |          | 6        | 100%             | 6     |
| ARCHBOLD MEMORIAL HOSPITAL/LAB                                    |              | 3        | 3        | 50%              | 6     |
| CLINICAL RESEARCH SEQUENCING PLATFORM                             |              |          | 6        | 100%             | 6     |
| CLEVELAND CLINIC  |              |          | 6        | 100%             | 6     |
| FRANCES WARDE MEDICAL LABORATORY                                  |              | 2        | 3        | 60%              | 5     |
| PALM BEACH PATHOLOGY  |              | 4        | 1        | 20%              | 5     |
| ST CATHERINE OF SIENA HOSPITAL                                    |              | 5        |          |                  | 5     |
| ST ANTHONY NORTH  |              |          | 5        | 100%             | 5     |
| CONNECTICUT DEPARTMENT OF HEALTH                                  |              | 4        | 1        | 20%              | 5     |
| HEALTH FIRST CAPE CANAVERAL HOSPITAL                              |              |          | 5        | 100%             | 5     |
| CHILDREN'S HOSPITAL OF PHILADELPHIA                               |              | 5        |          |                  | 5     |
| DEPARTMENT OF VETERANS AFFAIRS MEDICAL CENTER                     |              |          | 5        | 100%             | 5     |
| DOH JACKSONVILLE CENTRAL LABORATORY                               |              | 3        | 2        | 40%              | 5     |

# COVID-19: testing by laboratory

Data through Jul 14, 2020 verified as of Jul 15, 2020 at 09:25 AM

Data in this report are provisional and subject to change.

The numbers in the table below represent the number for whom test results were received by the Department of Health. A person can be tested by more than one laboratory and can have both positive and negative results. **Therefore, the sum of the numbers in each column will be larger than the total number of people tested.**

| Reporting lab  | Inconclusive | Negative | Positive | Percent positive | Total |
|--|--------------|----------|----------|------------------|-------|
| SPECIALITY LABORATORIES,INC                                    |              | 4        | 1        | 20%              | 5     |
| LABCORP BURLINGTON CYTO  |              | 4        | 1        | 20%              | 5     |
| ST VINCENT'S EAST LABORATORY                                   |              | 5        |          |                  | 5     |
| ST ELIZABETH MEDICAL CENTER LABORATORY                         |              | 5        |          |                  | 5     |
| JFK MEDICAL CENTER NORTH LAB                                   |              |          | 5        | 100%             | 5     |
| NEW YORK STATE ELR - BRONX LEBANON HOSPITAL-MEDICAL CENTER     |              | 4        | 1        | 20%              | 5     |
| NIGHT LITE PEDIATRICS URGENT CARE                              |              |          | 5        | 100%             | 5     |
| CANTON-POTSDAM HOSPITAL LABORATORY                             |              | 5        |          |                  | 5     |
| ADVENTHEALTH CENTRA CARE ORMOND BEACH                          |              |          | 5        | 100%             | 5     |
| UPMC HEALTH SYSTEM   |              | 4        | 1        | 20%              | 5     |
| HUNTINGTON HOSPITAL LABORATORY                                 |              | 4        | 1        | 20%              | 5     |
| ADVENT HEALTH CENTRA CARE: WATERFORD LAKES                     |              |          | 5        | 100%             | 5     |
| NEW YORK STATE ELR - GOOD SAMARITAN HOSPITAL LABORATORY        |              | 5        |          |                  | 5     |
| PENSACOLA PEDIATRICS   |              |          | 5        | 100%             | 5     |
| BIOTECH  |              |          | 5        | 100%             | 5     |
| NEW YORK STATE ELR - LOURDES HOSPITAL INC                      |              | 5        |          |                  | 5     |
| MEDICAL LABORATORY DIAGNOSTICS                                 |              |          | 5        | 100%             | 5     |
| WUESTHOFF MEDICAL CENTER-MELBOURNE                             |              |          | 5        | 100%             | 5     |
| PATHOGENIUS LABORATORIES                                       |              | 2        | 3        | 60%              | 5     |
| XRL SXF REF LAB  |              | 5        |          |                  | 5     |
| BROWARD COUNTY HEALTH DEPT.                                    |              |          | 5        | 100%             | 5     |
| SOUTH SEMINOLE HOSPITAL  |              | 1        | 4        | 80%              | 5     |
| BOCA RATON REGIONAL HOSPITAL LAB                               |              |          | 5        | 100%             | 5     |
| AEL KNOXVILLE  |              |          | 5        | 100%             | 5     |
| BAY PINES VA   |              | 1        | 4        | 80%              | 5     |
| NEW YORK STATE ELR - ST PETER'S BENDER LABORATORY              |              | 5        |          |                  | 5     |
| NEW YORK STATE ELR - SARATOGA HOSPITAL LABORATORY              |              | 5        |          |                  | 5     |
| NEW YORK PRESBYTERIAN - ALLEN HOSPITAL                         |              | 5        |          |                  | 5     |
| CLINICAL PATHOLOGY LABORATORIES, INC.                          |              |          | 5        | 100%             | 5     |
| NEW YORK STATE ELR - VASSAR BROTHERS MEDICAL CENTER LABORATORY |              | 5        |          |                  | 5     |
| GENESIS DIAGNOSTICS  |              |          | 5        | 100%             | 5     |
| TAMIAMI LAB MILLENNIUM   |              |          | 5        | 100%             | 5     |
| UNIVERSITY HOSPITAL - STONY BROOK EASTERN                      |              | 5        |          |                  | 5     |
| THOMAS JEFFERSON UNIVERSITY HOSPITAL                           |              | 4        |          |                  | 4     |
| COLORADO DEPARTMENT OF PUBLIC HEALTH AND ENVIRONMENT           |              |          | 4        | 100%             | 4     |
| SOUTHEAST FAMILY HEALTHCARE CENTER                             |              |          | 4        | 100%             | 4     |
| BOCA BIOLISTICS REFERENCE LABORATORY                           |              |          | 4        | 100%             | 4     |
| PROMEDICA LABORATORIES   |              | 4        |          |                  | 4     |
| MAYO CLINIC LABS - ROCHESTER SUPERIOR DRIVE                    |              |          | 4        | 100%             | 4     |
| ARNOT OGDEN MEDICAL CENTER LABORATORY                          |              | 4        |          |                  | 4     |
| Diatherix Laboratories, LLC                                    |              | 1        | 3        | 75%              | 4     |
| NORTH OKALOOSA MEDICAL CENTER                                  |              |          | 4        | 100%             | 4     |
| FINLAY C. LABORATORY   |              | 3        | 1        | 25%              | 4     |
| LINCOLN MEDICAL AND MENTAL HEALTH CENTER                       |              | 4        |          |                  | 4     |
| COMMUNITY HEALTH OF SOUTH FLORIDA                              |              |          | 4        | 100%             | 4     |
| MAGNOLIA DIAGNOSTIC  |              |          | 4        | 100%             | 4     |
| TRUGENX  |              |          | 4        | 100%             | 4     |



# COVID-19: testing by laboratory

Data through Jul 14, 2020 verified as of Jul 15, 2020 at 09:25 AM

Data in this report are provisional and subject to change.

The numbers in the table below represent the number for whom test results were received by the Department of Health. A person can be tested by more than one laboratory and can have both positive and negative results. **Therefore, the sum of the numbers in each column will be larger than the total number of people tested.**

| Reporting lab   | Inconclusive | Negative | Positive | Percent positive | Total |
|---|--------------|----------|----------|------------------|-------|
| SUNCOAST COMMUNITY HEALTH CENTERS PEDIATRICS                  |              |          | 4        | 100%             | 4     |
| ROCKLEDGE   |              |          | 4        | 100%             | 4     |
| PRECISION LABS LLC  |              | 1        | 3        | 75%              | 4     |
| BAYCARE LABORATORIES  |              |          | 4        | 100%             | 4     |
| DAVITA LABORATORY   |              | 4        |          |                  | 4     |
| LABCORP - NAPLES  |              |          | 4        | 100%             | 4     |
| OKLAHOMA STATE UNIVERSITY DIAGNOSTIC LAB                      |              |          | 4        | 100%             | 4     |
| UMHC/SYLVESTER AT KENDALL                                     |              |          | 4        | 100%             | 4     |
| BROOKWOOD BAPTIST MEDICAL CENTER                              |              | 4        |          |                  | 4     |
| THE CENTER FOR URGENT CARE                                    |              | 3        | 1        | 25%              | 4     |
| BOND CLINIC   |              |          | 4        | 100%             | 4     |
| MERCY HOSPITAL MIAMI LAB                                      |              |          | 4        | 100%             | 4     |
| FLOWERS HOSPITAL  |              | 1        | 3        | 75%              | 4     |
| THE VILLAGES CLINICAL LAB                                     |              | 4        |          |                  | 4     |
| NORTHWEST FLORIDA COMMUNITY HOSPITAL                          |              | 1        | 3        | 75%              | 4     |
| BIOFIRE   |              |          | 4        | 100%             | 4     |
| INTERMARKET FACILITY  |              |          | 4        | 100%             | 4     |
| LEHIGH VALLEY HOSPITAL  |              | 3        | 1        | 25%              | 4     |
| LAKELAND REGIONAL HEALTH                                      |              |          | 4        | 100%             | 4     |
| NEW YORK STATE ELR - HUDSON VALLEY HOSPITAL CENTER LABORATORY |              | 3        | 1        | 25%              | 4     |
| NEW YORK STATE ELR - BROOKLYN HOSPITAL CENTER DOWNTOWN CAMPUS |              | 4        |          |                  | 4     |
| EXPRESS TESTING-ONE   |              |          | 4        | 100%             | 4     |
| STATEN ISLAND UNIVERSITY HOSPITAL-POUCH                       |              | 4        |          |                  | 4     |
| PEDIATRIC HEALTH CARE ALLIANCE                                |              |          | 4        | 100%             | 4     |
| DTR LABS  |              | 3        | 1        | 25%              | 4     |
| QUEST DIAGNOSTICS- MELBOURNE                                  |              |          | 4        | 100%             | 4     |
| MINUTECLINIC DIAGNOSTIC OF RHODE ISLAND, LLC #729             |              | 4        |          |                  | 4     |
| MISSOURI DEPARTMENT OF HEALTH AND SENIOR SERVICES             |              |          | 4        | 100%             | 4     |
| STATEN ISLAND UNIVERSITY HOSPITAL                             |              | 3        |          |                  | 3     |
| TYNDALL AFB   |              |          | 3        | 100%             | 3     |
| PINELLAS COUNTY HEALTH DEPARTMENT                             |              | 2        | 1        | 33%              | 3     |
| POARCH BANC CREEK INDIANS TRIBAL HEALTH DEPARTMENT            |              |          | 3        | 100%             | 3     |
| CENTRAL FLORIDA HEALTH CARE INC                               |              |          | 3        | 100%             | 3     |
| BAYFRONT HEALTH SPRING HILL                                   |              |          | 3        | 100%             | 3     |
| NEW YORK STATE ELR - LABORATORY ALLIANCE OF CENTRAL NEW       |              | 3        |          |                  | 3     |
| NICHOLS INSTITUTE QUEST DIAGNOSTICS                           |              | 2        | 1        | 33%              | 3     |
| DCH REGIONAL MEDICAL CENTER LABORATORY                        |              | 3        |          |                  | 3     |
| TAMPA GENERAL HOSPITAL LABORATORY                             |              |          | 3        | 100%             | 3     |
| OPTUM LABS LLC  |              |          | 3        | 100%             | 3     |
| GENUS DIAGNOSTICS   |              |          | 3        | 100%             | 3     |
| JACKSON SOUTH COMMUNITY HOSPITAL LAB                          |              |          | 3        | 100%             | 3     |
| TIMBER RIDGE LABORATORY                                       |              |          | 3        | 100%             | 3     |
| BEAUMONT LABORATORY   |              |          | 3        | 100%             | 3     |
| SELECT LABORATORIES MARION COUNTY, LLC.                       |              |          | 3        | 100%             | 3     |
| GULF COAST MOLECULAR LABORATORIES                             |              |          | 3        | 100%             | 3     |
| DOH-TAMPA BRANCH LABORATORY (MLK BLVD)                        |              |          | 3        | 100%             | 3     |
| GARCIA CLINICAL LABORATORY                                    |              | 1        | 2        | 67%              | 3     |

# COVID-19: testing by laboratory

Data through Jul 14, 2020 verified as of Jul 15, 2020 at 09:25 AM

Data in this report are provisional and subject to change.

The numbers in the table below represent the number for whom test results were received by the Department of Health. A person can be tested by more than one laboratory and can have both positive and negative results. **Therefore, the sum of the numbers in each column will be larger than the total number of people tested.**

| Reporting lab   | Inconclusive | Negative | Positive | Percent positive | Total |
|---|--------------|----------|----------|------------------|-------|
| Cleveland Clinic Laboratories                                       |              | 1        | 2        | 67%              | 3     |
| ASCENSION ST. VINCENT'S PRIMARY CARE                                |              |          | 3        | 100%             | 3     |
| MONTEFIORE NEW ROCHELLE HOSPITAL                                    |              | 3        |          |                  | 3     |
| AVELLINO LAB USA INC  |              | 3        |          |                  | 3     |
| BAYCARE OUTREACH LABORATORY HOSPITAL                                |              |          | 3        | 100%             | 3     |
| ILLINOIS DEPARTMENT OF PUBLIC HEALTH                                |              |          | 3        | 100%             | 3     |
| ABBOTT  |              |          | 3        | 100%             | 3     |
| SAMARITAN MEDICAL CENTER  |              | 3        |          |                  | 3     |
| VIRTUA VOORHEES HOSPITAL  |              | 3        |          |                  | 3     |
| HEALTHMARK REGIONAL HOSPITAL LAB                                    |              | 1        | 2        | 67%              | 3     |
| BAYONET POINT MEDICAL CENTER  |              |          | 3        | 100%             | 3     |
| CLINICORE   |              |          | 3        | 100%             | 3     |
| LAKE CITY VETERANS HOSPITAL   |              |          | 3        | 100%             | 3     |
| NORTH BROWARD HOSPITAL DISTRICT HEALTHCARE FOR THE HOMELESS         |              |          | 3        | 100%             | 3     |
| BAYFRONT HEALTH ER PINELLAS PARK                                    |              | 3        |          |                  | 3     |
| VIRGINIA DIVISION OF CONSOLIDATED LABORATORIES                      |              |          | 3        | 100%             | 3     |
| WAKEMED   |              | 1        | 2        | 67%              | 3     |
| VA OUTPATIENT   |              |          | 3        | 100%             | 3     |
| BARONESS ERLANGER HOSPITAL  |              | 3        |          |                  | 3     |
| ST LUKES HOSPITAL LABORATORY  |              | 2        | 1        | 33%              | 3     |
| ANNE BATES LEACH EYE HOSPITAL/ ABLEH MICROBIOLOGY LABORATORY        |              | 2        | 1        | 33%              | 3     |
| WINTER HAVEN HOSPITAL   |              |          | 3        | 100%             | 3     |
| LAB CORP OF AMERICA   |              | 1        | 2        | 67%              | 3     |
| PALMS WEST HOSPITAL   |              |          | 3        | 100%             | 3     |
| BRANCH MEDICAL CLINIC   |              |          | 3        | 100%             | 3     |
| EMERGENCY MEDICAL CENTER  |              |          | 3        | 100%             | 3     |
| JOE DIMAGGIO CHILDREN'S HOSPITAL                                    |              | 1        | 2        | 67%              | 3     |
| METHODIST MEDICAL CENTER  |              | 2        | 1        | 33%              | 3     |
| MAYO MEDICAL LABORATORIES   |              | 2        | 1        | 33%              | 3     |
| LAKE WALES MEDICAL CENTER INC                                       |              |          | 3        | 100%             | 3     |
| PENNSYLVANIA DEPARTMENT OF HEALTH BUREAU OF LABORATORIES            |              |          | 3        | 100%             | 3     |
| LABCORP DIAGNOSTICS-MIAMI   |              | 2        | 1        | 33%              | 3     |
| NEW YORK STATE ELR - SOUTHSIDE HOSPITAL NORTHWELL HEALTH LABORATORY |              | 2        | 1        | 33%              | 3     |
| FLORIDA MEDICAL CLINIC  |              |          | 3        | 100%             | 3     |
| KEY WEST URGENT CARE, INC   |              | 3        |          |                  | 3     |
| PUBLIC HEALTH LAB   |              | 3        |          |                  | 3     |
| QUEST DIAGNOSTIC  |              |          | 3        | 100%             | 3     |
| FAMILY HEALTH CENTERS OF SWF LABS                                   |              |          | 3        | 100%             | 3     |
| UNKNOWN LAB   |              |          | 3        | 100%             | 3     |
| FLORIDA CLINICAL LAB  |              |          | 3        | 100%             | 3     |
| INDIAN RIVER CHD VERO BEACH   |              | 2        | 1        | 33%              | 3     |
| PECONIC BAY MEDICAL CENTER LABORATORY                               |              | 2        | 1        | 33%              | 3     |
| DOCTOR'S MEMORIAL HOSPITAL  |              |          | 3        | 100%             | 3     |
| BAPTIST MEDICAL CENTER EAST   |              | 2        | 1        | 33%              | 3     |
| ACH   |              |          | 3        | 100%             | 3     |
| LEE MEMORIAL HEALTH PARK LAB  |              |          | 3        | 100%             | 3     |
| FISHERMEN'S HOSPITAL  |              |          | 3        | 100%             | 3     |

# COVID-19: testing by laboratory

Data through Jul 14, 2020 verified as of Jul 15, 2020 at 09:25 AM

Data in this report are provisional and subject to change.

The numbers in the table below represent the number for whom test results were received by the Department of Health. A person can be tested by more than one laboratory and can have both positive and negative results. **Therefore, the sum of the numbers in each column will be larger than the total number of people tested.**

| Reporting lab   | Inconclusive | Negative | Positive | Percent positive | Total |
|---|--------------|----------|----------|------------------|-------|
| ARCPPOINT LABS OF TAMPA                               |              |          | 3        | 100%             | 3     |
| SHELBY COUNTY HEALTH CARE CORPORATION                 |              | 1        | 2        | 67%              | 3     |
| UNIVERSITY HOSPITAL OF BROOKLYN                       |              | 2        |          |                  | 2     |
| CALHOUN LIBERTY HOSPITAL                              |              |          | 2        | 100%             | 2     |
| WALGREENS #5317                                       |              | 2        |          |                  | 2     |
| MAYO  |              |          | 2        | 100%             | 2     |
| TREASURE COAST COMMUNITY HEALTH                       |              |          | 2        | 100%             | 2     |
| PPD   |              |          | 2        | 100%             | 2     |
| PREMIER LABORATORY SERVICES, LLC                      |              |          | 2        | 100%             | 2     |
| NEW YORK STATE ELR - LONG ISLAND JEWISH VALLEY STREAM |              | 2        |          |                  | 2     |
| JOHN D. ARCHBOLD MEM. HOSPITAL                        |              |          | 2        | 100%             | 2     |
| OMNI  |              |          | 2        | 100%             | 2     |
| COLLIER COUNTY HEALTH DEPT.                           |              |          | 2        | 100%             | 2     |
| VIRTUA MEMORIAL HOSPITAL BURLINGTON COUNTY            |              |          | 2        | 100%             | 2     |
| NOVANT HEALTH INPATIENT CARE                          |              |          | 2        | 100%             | 2     |
| OHIO STATE UNIVERSITY WEXNER MEDICAL CENTER           |              |          | 2        | 100%             | 2     |
| ALABAMA DEPARTMENT OF PUBLIC HEALTH                   |              |          | 2        | 100%             | 2     |
| Cleveland Clinic Weston                               |              |          | 2        | 100%             | 2     |
| MOLECULAR DIAGNOSTICS                                 |              |          | 2        | 100%             | 2     |
| BAY CARE  |              |          | 2        | 100%             | 2     |
| NEW HAMPSHIRE DEPARTMENT OF HEALTH AND HUMAN SERVICES |              | 1        | 1        | 50%              | 2     |
| NEW HAMPSHIRE PUBLIC HEALTH LABORATORIES              |              | 2        |          |                  | 2     |
| FCHC (OB)-DARWIN SQUARE CTR.                          |              |          | 2        | 100%             | 2     |
| UC CORAL GABLES                                       |              |          | 2        | 100%             | 2     |
| MEMORIAL SLOAN KETTERING CANCER CENTER                |              | 1        | 1        | 50%              | 2     |
| NEWYORK-PRESBYTERIAN/ LAWRENCE HOSPITAL LABORATORY    |              | 2        |          |                  | 2     |
| MARINER'S HOSPITAL                                    |              |          | 2        | 100%             | 2     |
| KEY PRIMARY CASE                                      |              |          | 2        | 100%             | 2     |
| UNIVERSITY HOSPITAL                                   |              |          | 2        | 100%             | 2     |
| ST. JOSEPH REGIONAL MEDICAL CENTER                    |              |          | 2        | 100%             | 2     |
| MONTEFIORE ST LUKE'S CORNWALL HOSPITAL                |              | 2        |          |                  | 2     |
| LABCORP - STUART                                      |              | 1        | 1        | 50%              | 2     |
| NEW YORK STATE ELR - JACOBI MEDICAL CENTER            |              | 2        |          |                  | 2     |
| MHHS All Lab Subsection                               |              | 2        |          |                  | 2     |
| ALTRU DIAGNOSTICS INC                                 |              |          | 2        | 100%             | 2     |
| NEW YORK STATE ELR - SAMARITAN HOSPITAL LABORATORY    |              | 2        |          |                  | 2     |
| HOME ACCESS HEALTH                                    |              |          | 2        | 100%             | 2     |
| NAPHCARE, INC.  |              |          | 2        | 100%             | 2     |
| QUEENS HOSPITAL CENTER                                |              | 2        |          |                  | 2     |
| DALE MEDICAL CENTER                                   |              | 2        |          |                  | 2     |
| URGENT CARE TCMA                                      |              |          | 2        | 100%             | 2     |
| GEORGIA DEPARTMENT OF PUBLIC HEALTH                   |              |          | 2        | 100%             | 2     |
| IRL MARKET LAB ALACHUA                                |              | 1        | 1        | 50%              | 2     |
| INTERNAL MEDICINE ASSOCIATES-DUNELLON                 |              |          | 2        | 100%             | 2     |
| GALEN BAYLOR EXTENSION                                |              | 2        |          |                  | 2     |
| ADVENT HEALTH SEBRING                                 |              |          | 2        | 100%             | 2     |
| DORAL URGENT CARE                                     |              |          | 2        | 100%             | 2     |

# COVID-19: testing by laboratory

Data through Jul 14, 2020 verified as of Jul 15, 2020 at 09:25 AM

Data in this report are provisional and subject to change.

The numbers in the table below represent the number for whom test results were received by the Department of Health. A person can be tested by more than one laboratory and can have both positive and negative results. **Therefore, the sum of the numbers in each column will be larger than the total number of people tested.**

| Reporting lab  | Inconclusive | Negative | Positive | Percent positive | Total |
|--|--------------|----------|----------|------------------|-------|
| SIGNATURE CARE PFLUGERVILLE                                    |              |          | 2        | 100%             | 2     |
| QUEST DIAGNOSTICS INCORPORATED                                 |              |          | 2        | 100%             | 2     |
| BIO-TECH CLINICAL LABORATORIES                                 |              |          | 2        | 100%             | 2     |
| QUEST DIAGNOSTICS-N ST PETERSBURG-5TH                          |              |          | 2        | 100%             | 2     |
| AHSE ROP   |              | 2        |          |                  | 2     |
| STATEN ISLAND UNIVERSITY HOSPITAL SEGUINE AVE                  |              | 2        |          |                  | 2     |
| BIRMINGHAM VAMC  |              | 1        | 1        | 50%              | 2     |
| NEW YORK STATE ELR - ORANGE REGIONAL MEDICAL CENTER LABORATORY |              | 2        |          |                  | 2     |
| CORAL GABLES HOSPITAL  |              |          | 2        | 100%             | 2     |
| MONTANA PUBLIC HEALTH LAB                                      |              |          | 2        | 100%             | 2     |
| CONNECTDX  |              |          | 2        | 100%             | 2     |
| AMEERAH LABS   |              |          | 2        | 100%             | 2     |
| CLINICAL PATHOLOGY LABS  |              | 1        | 1        | 50%              | 2     |
| LABCORP PHOENIX  |              |          | 2        | 100%             | 2     |
| OHIO DEPARTMENT OF HEALTH LABORATORY                           |              | 2        |          |                  | 2     |
| ACHS   |              | 2        |          |                  | 2     |
| AMERICAN FAMILY CARE- ORANGE BEACH                             |              |          | 2        | 100%             | 2     |
| FLORIDA WOMAN CARE LABORATORY                                  |              |          | 2        | 100%             | 2     |
| CONEMAUGH MEMORIAL MEDICAL CENTER                              |              | 2        |          |                  | 2     |
| GEISINGER MEDICAL CENTER                                       |              | 2        |          |                  | 2     |
| NORTHERN DUTCHESS HOSPITAL LABORATORY                          |              | 2        |          |                  | 2     |
| SCDHEC BUREAU OF LABORATORIES                                  |              |          | 2        | 100%             | 2     |
| NEW YORK STATE DEPARTMENT OF HEALTH                            |              | 1        | 1        | 50%              | 2     |
| NORTH FLORIDA/SOUTH GEORGA VETERANS HEALTH SYSTEM              |              |          | 2        | 100%             | 2     |
| NEW YORK STATE ELR - AUBURN COMMUNITY HOSPITAL                 |              | 2        |          |                  | 2     |
| ADVANCED MEDICAL CARE  |              |          | 2        | 100%             | 2     |
| SSM HEALTH ST LOUIS MICROBIOLOGY LABORATORY                    |              | 1        | 1        | 50%              | 2     |
| IOWA DEPARTMENT OF PUBLIC HEALTH                               |              |          | 2        | 100%             | 2     |
| SHELBY BAPTIST MEDICAL CENTER                                  |              |          | 2        | 100%             | 2     |
| OKLAHOMA STATE DEPARTMENT OF HEALTH-PUBLIC HEALTH LABORATORY   |              |          | 2        | 100%             | 2     |
| BAYFRONT HEALTH PUNTA GORDA                                    |              |          | 2        | 100%             | 2     |
| GUTHRIE MEDICAL GROUP LABORATORIES                             |              | 2        |          |                  | 2     |
| JOHNSON CITY MEDICAL CENTER                                    |              | 1        | 1        | 50%              | 2     |
| LABCORP RARITAN  |              | 2        |          |                  | 2     |
| PRECISION HEALTH SOLUTIONS LAB                                 |              |          | 2        | 100%             | 2     |
| GENESIS LABORATORY MANAGEMENT                                  |              |          | 2        | 100%             | 2     |
| MARSHALL MEDICAL CENTER SOUTH LAB                              |              | 2        |          |                  | 2     |
| AMMON LABS   |              |          | 2        | 100%             | 2     |
| ST. MARYS MEDICAL CENTER                                       |              |          | 2        | 100%             | 2     |
| CELERION   |              |          | 2        | 100%             | 2     |
| KETTERING HEALTH   |              |          | 2        | 100%             | 2     |
| SARASOTA MEMORIAL MEDICAL URGENT CARE CENTER                   |              |          | 2        | 100%             | 2     |
| FLORIDA CLINICAL LABORATORY INC                                |              |          | 2        | 100%             | 2     |
| DEACONESS HOSPITAL   |              |          | 2        | 100%             | 2     |
| ERIE COUNTY MEDICAL CTR CLINICAL LABS                          |              | 2        |          |                  | 2     |
| LABCORP - OHIO   |              |          | 2        | 100%             | 2     |
| FLORIDA DEPARTMENT OF HEALTH IN HILLSBOROUGH COUNTY            |              |          | 2        | 100%             | 2     |

# COVID-19: testing by laboratory

Data through Jul 14, 2020 verified as of Jul 15, 2020 at 09:25 AM

Data in this report are provisional and subject to change.

The numbers in the table below represent the number for whom test results were received by the Department of Health. A person can be tested by more than one laboratory and can have both positive and negative results. **Therefore, the sum of the numbers in each column will be larger than the total number of people tested.**

| Reporting lab  | Inconclusive | Negative | Positive | Percent positive | Total |
|--|--------------|----------|----------|------------------|-------|
| GULF COAST MEDICAL GROUP   |              |          | 2        | 100%             | 2     |
| MEDLOGIC, LLC  |              | 1        | 1        | 50%              | 2     |
| BETH ISRAEL DEACONESS MEDICAL CENTER                             |              |          | 2        | 100%             | 2     |
| LEESBURG REGIONAL MEDICAL CENTER                                 |              | 1        | 1        | 50%              | 2     |
| X-GENE MOLECULAR LABS  |              |          | 2        | 100%             | 2     |
| MAGNOLIA ADULT, LLC  |              |          | 1        | 100%             | 1     |
| WOODHULL MEDICAL AND MENTAL HEALTH CTR                           |              | 1        |          |                  | 1     |
| KANSAS DEPARTMENT OF HEALTH                                      |              |          | 1        | 100%             | 1     |
| UW HOSPITAL AND CLINICS  |              |          | 1        | 100%             | 1     |
| BERKSHIRE MEDICAL CENTER   |              |          | 1        | 100%             | 1     |
| LATE HOURS URGENT CARE   |              |          | 1        | 100%             | 1     |
| AFFILIATED LABORATORIES INC                                      |              |          | 1        | 100%             | 1     |
| WELLINGTON WEST 100176   |              |          | 1        | 100%             | 1     |
| WEST VIRGINIA UNIVERSITY HOSPITALS                               |              |          | 1        | 100%             | 1     |
| VA HOSPITAL  |              |          | 1        | 100%             | 1     |
| VA GREATER LOS ANGELES HEALTH CARE SYSTEM                        |              |          | 1        | 100%             | 1     |
| WASHINGTON STATE DEPARTMENT OF HEALTH PUBLIC HEALTH LABORATORIES |              |          | 1        | 100%             | 1     |
| VERMONT DEPARTMENT OF HEALTH LABORATORY                          |              | 1        |          |                  | 1     |
| LABCORP-PORT ST.LUCIE  |              | 1        |          |                  | 1     |
| WOLFSON (USE BAPTIST)  |              |          | 1        | 100%             | 1     |
| ADVENTIST HINSDALE HOSPITAL LABORATORY                           |              |          | 1        | 100%             | 1     |
| KEYS MEDICAL GROUP   |              |          | 1        | 100%             | 1     |
| LAB CORP PHOENIX   |              |          | 1        | 100%             | 1     |
| AMD  |              |          | 1        | 100%             | 1     |
| UNIVERSITY LAB   |              |          | 1        | 100%             | 1     |
| YORK HOSPITAL - LABORATORY                                       |              |          | 1        | 100%             | 1     |
| WEST PACIFIC MEDICAL LABORATORY                                  |              |          | 1        | 100%             | 1     |
| UNIVERSITY OF MIAMI  |              |          | 1        | 100%             | 1     |
| UNIVERSITY OF KANSAS MEDICAL CENTER                              |              |          | 1        | 100%             | 1     |
| UNIVERSITY OF FLORIDA  |              |          | 1        | 100%             | 1     |
| UNK  |              |          | 1        | 100%             | 1     |
| UT MEMPHIS UNIVERSITY HEALTH SERVICES                            |              |          | 1        | 100%             | 1     |
| COLORADO DEPARTMENT OF HEALTH LABORATORY SERVICES DIVISION       |              |          | 1        | 100%             | 1     |
| COASTAL LABORATORIES   |              |          | 1        | 100%             | 1     |
| SACRED HEART MEDICAL GROUP                                       |              |          | 1        | 100%             | 1     |
| JRS LABORATORY   |              |          | 1        | 100%             | 1     |
| ST. JOSEPH'S HOSPITAL NORTH                                      |              |          | 1        | 100%             | 1     |
| ST JOSEPHS CHILDRENS HOSPITAL OUTREACH                           |              |          | 1        | 100%             | 1     |
| TEN HEALTHCARE   |              |          | 1        | 100%             | 1     |
| UF KANAPAHA LAB BEAKER   |              | 1        |          |                  | 1     |
| THOMAS LANGLEY   |              |          | 1        | 100%             | 1     |
| THE UNIVERSITY OF VERMONT MEDICAL CENTER                         |              | 1        |          |                  | 1     |
| OHIO DEPARTMENT OF HEALTH  |              |          | 1        | 100%             | 1     |
| ORMOND BEACH CENTRA CARE   |              |          | 1        | 100%             | 1     |
| CQUENTIA NGS, LLC  |              |          | 1        | 100%             | 1     |
| EXCEL URGENT CARE OF NJ  |              |          | 1        | 100%             | 1     |
| DOCS URGENT CARE   |              |          | 1        | 100%             | 1     |

# COVID-19: testing by laboratory

Data through Jul 14, 2020 verified as of Jul 15, 2020 at 09:25 AM

Data in this report are provisional and subject to change.

The numbers in the table below represent the number for whom test results were received by the Department of Health. A person can be tested by more than one laboratory and can have both positive and negative results. **Therefore, the sum of the numbers in each column will be larger than the total number of people tested.**

| Reporting lab  | Inconclusive | Negative | Positive | Percent positive | Total |
|--|--------------|----------|----------|------------------|-------|
| NEW YORK STATE ELR - NEW YORK CITY DEPARTMENT OF HEALTH & MENTAL |              | 1        |          |                  | 1     |
| NEW YORK STATE ELR - COLUMBIA MEMORIAL HOSPITAL LABORATORY       |              | 1        |          |                  | 1     |
| PARKWAY REGIONAL MEDICAL CENTER LAB                              |              |          | 1        | 100%             | 1     |
| HEALTH NETWORK LABORATORIES                                      |              | 1        |          |                  | 1     |
| COMPUNET CLINICAL LAB  |              |          | 1        | 100%             | 1     |
| VALLEY HOSPITAL MEDICAL CENTER                                   |              | 1        |          |                  | 1     |
| VIDANT MEDICAL CENTER  |              |          | 1        | 100%             | 1     |
| WILMINGTON VA MEDICAL CENTER                                     |              |          | 1        | 100%             | 1     |
| VITAE DIAGNOSTICS  |              |          | 1        | 100%             | 1     |
| Viracor Eurofins   |              |          | 1        | 100%             | 1     |
| SANFORD SOUTH UNIVERSITY   |              | 1        |          |                  | 1     |
| DSI LABORATORIES-NAPLES-7TH                                      |              |          | 1        | 100%             | 1     |
| EDGAR PRICE FAMILY & CHILDREN HEALTHCARE CENTER                  |              |          | 1        | 100%             | 1     |
| FLORIDA HEALTH CARE PLANS  |              |          | 1        | 100%             | 1     |
| UC SAN DIEGO HEALTH  |              |          | 1        | 100%             | 1     |
| NORTH BROWARD MEDICAL CENTER                                     |              |          | 1        | 100%             | 1     |
| SUNY AT STONY BROOK  |              |          | 1        | 100%             | 1     |
| BARDMOOR LABORATORY  |              |          | 1        | 100%             | 1     |
| US LABORATORIES  |              |          | 1        | 100%             | 1     |
| MIDMICHIGAN MEDICAL CENTER                                       |              |          | 1        | 100%             | 1     |
| HIGHLANDS CLINICAL LABORATORY                                    |              |          | 1        | 100%             | 1     |
| VRL EUROFINS   |              |          | 1        | 100%             | 1     |
| HEART OF FLORIDA HMA   |              |          | 1        | 100%             | 1     |
| NAVAL BRANCH MEDICAL CLINIC                                      |              |          | 1        | 100%             | 1     |
| FLORIDA HOSPITAL KISSIMMEE                                       |              |          | 1        | 100%             | 1     |
| ATLANTIS URGENT CARE   |              |          | 1        | 100%             | 1     |
| BAPTIST ER TOWN CTR  |              |          | 1        | 100%             | 1     |
| QUEST DIAGNOSTICS-OCALA-SE 3RD                                   |              | 1        |          |                  | 1     |
| ST. LUCIE COUNTY HEALTH DEPARTMENT                               |              | 1        |          |                  | 1     |
| SPARROW CENTRAL LAB  |              |          | 1        | 100%             | 1     |
| AZALEA HEALTH  |              |          | 1        | 100%             | 1     |
| REMISE OCCUPATIONAL HEALTH SOLUTIONS INC                         |              |          | 1        | 100%             | 1     |
| REGIONAL MEDICAL LABORATORY                                      |              |          | 1        | 100%             | 1     |
| QUEST DIAGNOSTIC INC TECHNICAL                                   |              |          | 1        | 100%             | 1     |
| ST. LUKE'S HOSPITAL - BETHLEHEM CAMPUS                           |              | 1        |          |                  | 1     |
| PEDIATRIC ASSOCIATES - JACKSONVILLE                              |              |          | 1        | 100%             | 1     |
| NOT GIVEN  |              |          | 1        | 100%             | 1     |
| PHELPS HOSPITAL LABORATORY                                       |              | 1        |          |                  | 1     |
| PREMIER MEDICAL LABORATORY                                       |              |          | 1        | 100%             | 1     |
| CAROLINAS HEALTHCARE SYSTEM LAB                                  |              |          | 1        | 100%             | 1     |
| CBC LAB  |              |          | 1        | 100%             | 1     |
| BMC/JACSONVILLE  |              | 1        |          |                  | 1     |
| JEFFERSON COUNTY HEALTH DEPARTMENT-MONTICELLO                    |              | 1        |          |                  | 1     |
| RIVERSIDE METHODIST HOSPITAL LAB                                 |              |          | 1        | 100%             | 1     |
| KETTERING MEDICAL CENTER   |              |          | 1        | 100%             | 1     |
| PHYSICIANS STAT  |              |          | 1        | 100%             | 1     |
| PIEDMONT HOSPITAL LAB  |              |          | 1        | 100%             | 1     |

# COVID-19: testing by laboratory

Data through Jul 14, 2020 verified as of Jul 15, 2020 at 09:25 AM

Data in this report are provisional and subject to change.

The numbers in the table below represent the number for whom test results were received by the Department of Health. A person can be tested by more than one laboratory and can have both positive and negative results. **Therefore, the sum of the numbers in each column will be larger than the total number of people tested.**

| Reporting lab  | Inconclusive | Negative | Positive | Percent positive | Total |
|--|--------------|----------|----------|------------------|-------|
| SHARP MEMORIAL HOSPITAL MICROBIOLOGY DEPT                              |              |          | 1        | 100%             | 1     |
| DALLAS MEDICAL CENTER  |              |          | 1        | 100%             | 1     |
| WILLIAM A HINTON STATE LABORATORY INSTITUTE                            |              |          | 1        | 100%             | 1     |
| TUFTS MEDICAL CENTER   |              |          | 1        | 100%             | 1     |
| HANCOCK REGIONAL HOSPITAL  |              | 1        |          |                  | 1     |
| ST VINCENT'S CHILTON   |              | 1        |          |                  | 1     |
| URGENT CARE WEST CLINIC  |              |          | 1        | 100%             | 1     |
| BAYCARE OUTREACH LAB   |              |          | 1        | 100%             | 1     |
| BLOOD SYSTEMS LABORATORIES   |              |          | 1        | 100%             | 1     |
| TIEHH BIOTERRORISM RESPONSE LAB  |              |          | 1        | 100%             | 1     |
| UNITED CLINICAL LABORATORIES   |              |          | 1        | 100%             | 1     |
| BAYCARE ALLIANT HOSPITAL   |              |          | 1        | 100%             | 1     |
| ACCESS HEALTH CARE PHYSICIANS  |              |          | 1        | 100%             | 1     |
| PEACHEALTH LABORATORIES  |              | 1        |          |                  | 1     |
| AFC URGENT CARE  |              |          | 1        | 100%             | 1     |
| MISSOURI DEPARTMENT OF HEALTH AND SENIOR SERVICES - STATE PH LAB       |              | 1        |          |                  | 1     |
| AMERICAN MEDICAL LABORATORIES  |              |          | 1        | 100%             | 1     |
| INTERMOUNTAIN CENTRAL LAB  |              |          | 1        | 100%             | 1     |
| QUEST - HOUSTON LAB  |              |          | 1        | 100%             | 1     |
| PRISMA HEALTH TUOMEY LABORATORY  |              |          | 1        | 100%             | 1     |
| PERDIDO URGENT CARE  |              |          | 1        | 100%             | 1     |
| PHAROS HEALTH  |              |          | 1        | 100%             | 1     |
| HOUSTON HEALTH DEPARTMENT - BUREAU OF LABORATORY SERVICES              |              |          | 1        | 100%             | 1     |
| FORT SANDERS REGIONAL LABORATORY                                       |              | 1        |          |                  | 1     |
| SOUTHWEST REGIONAL PCR LABORATORY                                      |              |          | 1        | 100%             | 1     |
| REDITUS LABORATORIES   |              |          | 1        | 100%             | 1     |
| HOLY NAME MEDICAL CENTER   |              | 1        |          |                  | 1     |
| HARDIN MEMORIAL HOSPITAL - HEARTLAND PATHOLOGY CONSULTANTS             |              |          | 1        | 100%             | 1     |
| AIM LABORATORIES   |              |          | 1        | 100%             | 1     |
| LAKEVIEW REGIONAL HOSPITAL   |              |          | 1        | 100%             | 1     |
| BIODORON LABORATORIES  |              |          | 1        | 100%             | 1     |
| CHATSWORTH ASSISTED LIVING COMMUNITY AT PGA NATIONAL                   |              |          | 1        | 100%             | 1     |
| MIAMI CANCER INSTITUTE   |              |          | 1        | 100%             | 1     |
| NORTH CAROLINA STATE LABORATORY OF PUBLIC HEALTH, SPECTRUM LAB NETWORK |              |          | 1        | 100%             | 1     |
| LABCORP - ORLANDO  |              | 1        |          |                  | 1     |
| PEDIATRIC HEALTHCARE ALLIANCE  |              |          | 1        | 100%             | 1     |
| LABCORP KANSAS CITY  |              |          | 1        | 100%             | 1     |
| NORTH RIVER FAMILY HEALTH CENTER                                       |              |          | 1        | 100%             | 1     |
| NORTHSHORE UNIVERSITY HEALTHSYSTEM EVANSTON HOSPITAL LAB               |              |          | 1        | 100%             | 1     |
| THE HEART HOSPITAL BAYLOR PLANO  |              |          | 1        | 100%             | 1     |
| MHS LAB  |              | 1        |          |                  | 1     |
| MANATEE PEDIATRICS   |              |          | 1        | 100%             | 1     |
| BAPTIST HEALTH MEDICAL CENTER  |              |          | 1        | 100%             | 1     |
| LABCORP-CRYSTAL RIVER  |              |          | 1        | 100%             | 1     |
| Lourdes Hospital   |              |          | 1        | 100%             | 1     |
| MEDICAL CLINIC OF HOUSTON  |              |          | 1        | 100%             | 1     |
| MINUTECLINIC DIAGNOSTIC  |              |          | 1        | 100%             | 1     |

# COVID-19: testing by laboratory

Data through Jul 14, 2020 verified as of Jul 15, 2020 at 09:25 AM

Data in this report are provisional and subject to change.

The numbers in the table below represent the number for whom test results were received by the Department of Health. A person can be tested by more than one laboratory and can have both positive and negative results. **Therefore, the sum of the numbers in each column will be larger than the total number of people tested.**

| Reporting lab   | Inconclusive | Negative | Positive | Percent positive | Total |
|---|--------------|----------|----------|------------------|-------|
| MONROE COUNTY HOSPITAL                                  |              | 1        |          |                  | 1     |
| MEDICAL CENTER ENTERPRISE                               |              |          | 1        | 100%             | 1     |
| MEDSTAR HARBOR HOSPITAL                                 |              |          | 1        | 100%             | 1     |
| MEMORIAL HERMANN CONSOLIDATED LABORATORY SERVICES       |              |          | 1        | 100%             | 1     |
| GENETRAIT LABORATORIES                                  |              |          | 1        | 100%             | 1     |
| CHARLOTTE CHD PORT CHARLOTTE                            |              | 1        |          |                  | 1     |
| FLORIDA HOSPITAL  |              |          | 1        | 100%             | 1     |
| DOCTORS CLINICAL LABORATORY, INC                        |              |          | 1        | 100%             | 1     |
| COMMONWEALTH OF MASSACHUSETTS                           |              |          | 1        | 100%             | 1     |
| GRAND VIEW HOSPITAL                                     |              |          | 1        | 100%             | 1     |
| BEAUMONT HOSPITAL, GROSSE POINTE                        |              |          | 1        | 100%             | 1     |
| BEAUFORT MEMORIAL                                       |              |          | 1        | 100%             | 1     |
| INTERMOUNTAIN MEDICAL CENTER                            |              |          | 1        | 100%             | 1     |
| HEALTH FIRST IBM-UX                                     |              |          | 1        | 100%             | 1     |
| INDIAN RIVER CLINICAL LABORATORY, INC.                  |              | 1        |          |                  | 1     |
| DELAWARE DIAGNOSTICS LABS                               |              |          | 1        | 100%             | 1     |
| SOUTHEAST GEORGIA HEALTH SYSTEM                         |              |          | 1        | 100%             | 1     |
| SKY RIDGE MEDICAL CENTER - MICRO                        |              |          | 1        | 100%             | 1     |
| ROBERT WOOD JOHNSON HOSPITAL                            |              |          | 1        | 100%             | 1     |
| FLORIDA CLINICAL LABORATORY - BIOREFERENCE LABORATORIES |              |          | 1        | 100%             | 1     |
| ST FRANCIS  |              |          | 1        | 100%             | 1     |
| BLOUNT MEMORIAL HOSPITAL                                |              | 1        |          |                  | 1     |
| TEXAS DEPARTMENT OF STATE HEALTH SERVICES               |              |          | 1        | 100%             | 1     |
| CATHOLIC HEALTH SYSTEM DEPT LABORATORY                  |              | 1        |          |                  | 1     |
| State Lab Unspecifd                                     |              |          | 1        | 100%             | 1     |
| CONEY ISLAND HOSPITAL                                   |              | 1        |          |                  | 1     |
| LEGACY LABORATORY                                       |              |          | 1        | 100%             | 1     |
| LAKESWOOD RANCH ER 24/7                                 |              |          | 1        | 100%             | 1     |
| MARION COUNTY HEALTH DEPARTMENT                         |              |          | 1        | 100%             | 1     |
| MONTEFIORE NYACK HOSPITAL AFFILIATED LABORATORY         |              | 1        |          |                  | 1     |
| MUNSON MEDICAL CENTER                                   |              |          | 1        | 100%             | 1     |
| JOHNS HOPKINS MEDICAL LABS                              |              |          | 1        | 100%             | 1     |
| FLORIDA DEPARTMENT OF HEALTH PALM BEACH COUNTY          |              |          | 1        | 100%             | 1     |
| RIVIERA BEACH HEALTH CENTER LAB                         |              |          | 1        | 100%             | 1     |
| PRORENATA LABS  |              |          | 1        | 100%             | 1     |
| HIGHLANDS MEDICAL CENTER                                |              | 1        |          |                  | 1     |
| GIFFORD MEMORIAL HOSPITAL                               |              | 1        |          |                  | 1     |
| ST CHARLES HOSPITAL LABORATORY                          |              | 1        |          |                  | 1     |
| UNIVERSITY OF MISSOURI HEALTH CARE                      |              |          | 1        | 100%             | 1     |
| UTMB PATHOLOGY CLINICAL SERVICES LABORATORY             |              |          | 1        | 100%             | 1     |
| UNITED HEALTHCARE                                       |              |          | 1        | 100%             | 1     |
| TRINITAS REGIONAL MEDICAL CENTER                        |              |          | 1        | 100%             | 1     |
| MEMORIAL HEALTH UNIVERSITY MEDICAL CENTER               |              |          | 1        | 100%             | 1     |
| MD NOW URGENT CARE CENTER INC.                          |              |          | 1        | 100%             | 1     |
| WELLNOW URGENT CARE                                     |              | 1        |          |                  | 1     |
| MARINA DEL REY HOSPITAL LAB                             |              |          | 1        | 100%             | 1     |
| WATAUGA MEDICAL CENTER                                  |              |          | 1        | 100%             | 1     |



# COVID-19: testing by laboratory

Data through Jul 14, 2020 verified as of Jul 15, 2020 at 09:25 AM

Data in this report are provisional and subject to change.

The numbers in the table below represent the number for whom test results were received by the Department of Health. A person can be tested by more than one laboratory and can have both positive and negative results. **Therefore, the sum of the numbers in each column will be larger than the total number of people tested.**

| Reporting lab  | Inconclusive | Negative | Positive | Percent positive | Total |
|--|--------------|----------|----------|------------------|-------|
| MARYLAND DEPARTMENT OF HEALTH AND MENTAL HYGIENE                     |              |          | 1        | 100%             | 1     |
| VIRACOR  |              |          | 1        | 100%             | 1     |
| APS-SUMMIT CARE PHARMACY, LLC DBA OMNICARE                           |              | 1        |          |                  | 1     |
| SCIENCE CARE   |              |          | 1        | 100%             | 1     |
| RIVERVIEW REGIONAL MEDICAL CENTER                                    |              | 1        |          |                  | 1     |
| QUEST ELR  |              | 1        |          |                  | 1     |
| RDX BIOSCIENCE,  |              |          | 1        | 100%             | 1     |
| SHANDS AT LAKE SHORE LAB   |              |          | 1        | 100%             | 1     |
| TALLAHASSEE MEMORIAL HOSPITAL/MICROBIOLOGY LAB                       |              |          | 1        | 100%             | 1     |
| TANNER MEDICAL CENTER EAST AL  |              | 1        |          |                  | 1     |
| ACCESS HEALTH CARE   |              |          | 1        | 100%             | 1     |
| SOUTH GEORGIA MEDICAL CENTER   |              |          | 1        | 100%             | 1     |
| ACCESSLAB  |              | 1        |          |                  | 1     |
| SONIC REFERENCE LABORATORY   |              |          | 1        | 100%             | 1     |
| SPRING HILL REGIONAL HOSPITAL  |              |          | 1        | 100%             | 1     |
| SMITH KLINE  |              |          | 1        | 100%             | 1     |
| JOHN HOPKINS MEDICAL LABORATORIES                                    |              | 1        |          |                  | 1     |
| SCIONLAB SERVICES LLC  |              |          | 1        | 100%             | 1     |
| FALMOUTH BY THE SEA  |              |          | 1        | 100%             | 1     |
| THE CHILDREN'S HOSPITAL OF PHILADELPHIA                              |              | 1        |          |                  | 1     |
| CLEVELAND CLINIC OHIO LABORATORIES                                   |              |          | 1        | 100%             | 1     |
| DHEC - S.C PUBLIC HEALTH LAB   |              |          | 1        | 100%             | 1     |
| DUKE HEALTH REGIONAL HOSPITAL  |              |          | 1        | 100%             | 1     |
| SUNY UPSTATE MEDICAL UNIVERSITY                                      |              |          | 1        | 100%             | 1     |
| NEW YORK STATE ELR - MONTEFIORE MEDICAL CENTER LABORATORIES - WEILER |              |          | 1        | 100%             | 1     |
| NEW YORK STATE ELR - NEW YORK PRESBYTERIAN-LOWER MANHATTAN           |              | 1        |          |                  | 1     |
| LABCORP LAFAYETTE  |              | 1        |          |                  | 1     |
| XPRESS WELLNESS URGENT CARE  |              |          | 1        | 100%             | 1     |
| LEGACY LABORATORY SERVICES   |              |          | 1        | 100%             | 1     |
| LABCORP - HOLLYWOOD  |              |          | 1        | 100%             | 1     |
| OHIO STATE UNIVERSITY MEDICAL CENTER                                 |              |          | 1        | 100%             | 1     |
| ONEIDA HEALTHCARE CENTER   |              | 1        |          |                  | 1     |
| JOHNS HOPKINS MEDICAL LABORATORIES                                   |              |          | 1        | 100%             | 1     |
| NORTHSIDE HOSPITAL DULUTH  |              |          | 1        | 100%             | 1     |
| NORTHWEST FL COMM HOSP   |              |          | 1        | 100%             | 1     |
| BAY CARE LAB SERVICES/ST. ANTHONY'S HOSPITAL                         |              |          | 1        | 100%             | 1     |
| ARNOLD PALMER HOSPITAL LABORATORY                                    |              |          | 1        | 100%             | 1     |
| ALVERNO CLINICAL LABORATORIES  |              |          | 1        | 100%             | 1     |
| MID FLORIDA CLINICAL LABORATORY                                      |              |          | 1        | 100%             | 1     |
| MALABAR/ADVENT CENTRA CARE   |              |          | 1        | 100%             | 1     |
| BAYCARE MEDICAL GROUP  |              |          | 1        | 100%             | 1     |
| ALLIANCE LABS @LRMC  |              |          | 1        | 100%             | 1     |
| LOYOLA UNIVERSITY MEDICAL CENTER LABORATORY                          |              |          | 1        | 100%             | 1     |
| NEW YORK STATE ELR - GLENS FALLS HOSPITAL DEPARTMENT OF PATHOLOGY    |              | 1        |          |                  | 1     |
| NEW YORK STATE ELR - BELLEVUE HOSPITAL CENTER DEPARTMENT             |              | 1        |          |                  | 1     |
| NAVAL HOSPITAL OF JACKSONVILLE                                       |              |          | 1        | 100%             | 1     |
| MONTANA DEPARTMENT OF PUBLIC HEALTH & HUMAN SERVICES                 |              |          | 1        | 100%             | 1     |

# COVID-19: testing by laboratory

Data through Jul 14, 2020 verified as of Jul 15, 2020 at 09:25 AM

Data in this report are provisional and subject to change.

The numbers in the table below represent the number for whom test results were received by the Department of Health. A person can be tested by more than one laboratory and can have both positive and negative results. **Therefore, the sum of the numbers in each column will be larger than the total number of people tested.**

| Reporting lab  | Inconclusive | Negative         | Positive       | Percent positive | Total            |
|--|--------------|------------------|----------------|------------------|------------------|
| CFCH - FROSTPROOF                                    |              |                  | 1              | 100%             | 1                |
| CENTRA CARE - WATERFORD LAKES                        |              |                  | 1              | 100%             | 1                |
| Covance Central Laboratory                           |              |                  | 1              | 100%             | 1                |
| FLORIDA HOSPITAL ALTAMONTE                           |              |                  | 1              | 100%             | 1                |
| ST. MARY MEDICAL CENTER                              |              | 1                |                |                  | 1                |
| UCLA HEALTHCARE CLINICAL LABS                        |              |                  | 1              | 100%             | 1                |
| WUESTHOFF MEMORIAL HOSPITAL                          |              |                  | 1              | 100%             | 1                |
| BAYFRONT HEALTH PORT CHARLOTTE                       |              |                  | 1              | 100%             | 1                |
| CALIFORNIA PUBLIC HEALTH LABORATORY                  |              |                  | 1              | 100%             | 1                |
| CELEBRATION HOSPITAL                                 |              |                  | 1              | 100%             | 1                |
| WARD MEMORIAL HOSPITAL                               |              | 1                |                |                  | 1                |
| DICKERT  |              |                  | 1              | 100%             | 1                |
| UAB  |              |                  | 1              | 100%             | 1                |
| TIMPANOGOS REGIONAL HOSPITAL                         |              |                  | 1              | 100%             | 1                |
| TAMIAMI LAB MILLENIUM                                |              |                  | 1              | 100%             | 1                |
| TAMPA  |              | 1                |                |                  | 1                |
| Mt Sinai Aventura                                    |              |                  | 1              | 100%             | 1                |
| BAYCARE MEDICAL GROUP INC                            |              |                  | 1              | 100%             | 1                |
| PROGENESIS INC                                       |              |                  | 1              | 100%             | 1                |
| BOZEMAN HEALTH DEACONESS HOSPITAL                    |              | 1                |                |                  | 1                |
| CENTRA CARE HUNTER'S CREEK                           |              |                  | 1              | 100%             | 1                |
| CAROMONT HEALTH                                      |              |                  | 1              | 100%             | 1                |
| NORTH NAPLES HOSPITAL RESPIRATORY THERAPY DEPARTMENT |              |                  | 1              | 100%             | 1                |
| ONslow MEMORIAL HOSPITAL LABORATORY                  |              | 1                |                |                  | 1                |
| LABCORP - LEESBURG                                   |              |                  | 1              | 100%             | 1                |
| LEESBURG FAMILY MEDICINE                             |              | 1                |                |                  | 1                |
| LABCORP HOUSTON                                      |              |                  | 1              | 100%             | 1                |
| HELIX DIAGNOSTICS                                    |              |                  | 1              | 100%             | 1                |
| ECLRS  |              |                  | 1              | 100%             | 1                |
| STANLY REGIONAL MEDICAL CENTER                       |              |                  | 1              | 100%             | 1                |
| SENTARA NORFOLK GENERAL HOSPITAL CENTRAL LAB         |              |                  | 1              | 100%             | 1                |
| HAWAII DEPARTMENT OF HEALTH LAB                      |              |                  | 1              | 100%             | 1                |
| SANFORD REGIONAL HOSPITAL WORTHINGTON                |              | 1                |                |                  | 1                |
| <b>Total</b>   | <b>9,290</b> | <b>3,019,257</b> | <b>376,345</b> | <b>11%</b>       | <b>3,404,892</b> |