

COVID-19: summary of persons monitored, persons tested, and cases

Data through Aug 13, 2020 verified as of Aug 14, 2020 at 09:25 AM

Data in this report are provisional and subject to change.

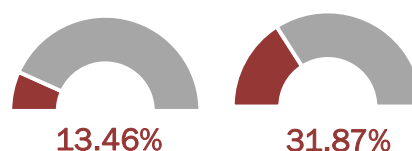
Monitored persons: people the Florida Department of Health was notified of for possible monitoring because they are a contact of a case, traveled from China, or were identified by the Centers for Disease Control and Prevention (CDC) as a part of a airline/ship contact investigation

Total reports	171,382
Total persons of high, medium, or unknown risk	167,715
High/medium/unknown risk still being monitored	12,852

Persons tested: includes PCR and antigen test results received by the Department of Health from the state public health laboratory (BPHL), as well as commercial and hospital laboratories

	Florida residents	Non-Florida residents
Total tested	4,148,396	18,685
Positive	557,337	5,948
Negative	3,584,565	12,715
Inconclusive	6,494	22
Awaiting testing	3,684	34

Percent positivity (based on positive and negative results)



Cases: people with positive PCR or antigen test result

Total cases	563,285
Florida residents	557,337
Non-Florida residents	5,948

Type of testing	
Florida residents	557,337
Positive by BPHL/CDC	19,479
Positive by commercial/hospital lab	537,858
PCR positive	552,000
Antigen positive	5,337
Non-Florida residents	5,948
Positive by BPHL/CDC	213
Positive by commercial/hospital lab	5,735
PCR positive	5,726
Antigen positive	222

Characteristics	
Florida residents hospitalized	33,155
Florida resident deaths	9,141
Non-Florida resident deaths	135

Hospitalized counts include anyone who was hospitalized at some point during their illness. It does not reflect the number of people currently hospitalized.

More information on deaths identified through death certificate data is available on the National Center for Health Statistics website at www.cdc.gov/nchs/nvss/vsrr/COVID19/index.htm.

Risk factors for Florida residents	
Traveled	4,201
Contact with a known case	171,089
Traveled and contact with a known case	4,341
Neither	377,706
No travel and no contact	62,314
Travel is unknown	244,753
Contact is unknown	119,423
Contact is pending	182,100

Travel can be unknown and contact can be unknown or pending for the same case, these numbers will sum to more than the "neither" total.

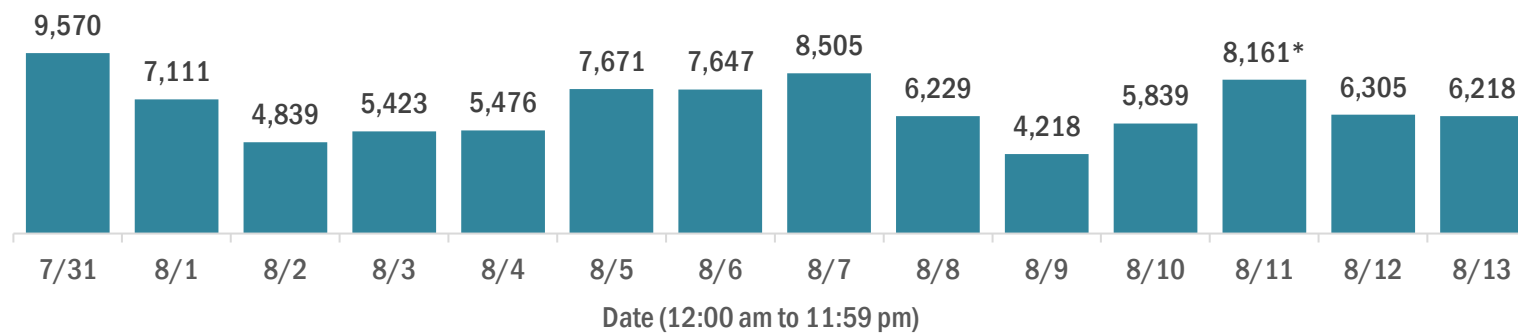
COVID-19: cases and laboratory testing over time

Data through Aug 13, 2020 verified as of Aug 14, 2020 at 09:25 AM

Data in this report are provisional and subject to change.

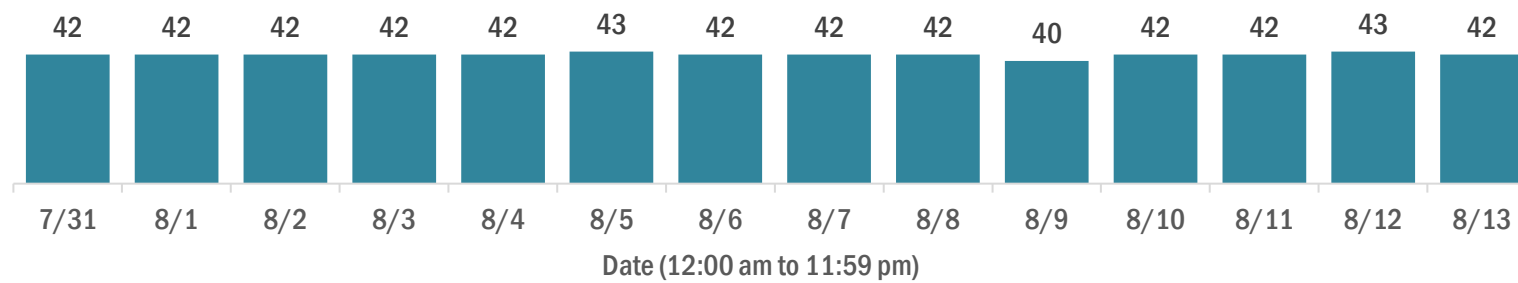
Cases in Florida residents per day for the past 2 weeks

Number of cases per day



* Includes a one-time historical data submission from a laboratory newly enrolled in the Department's electronic laboratory reporting (ELR) process. The number of new cases on 8/11 excluding the historical data submission was 5,218.

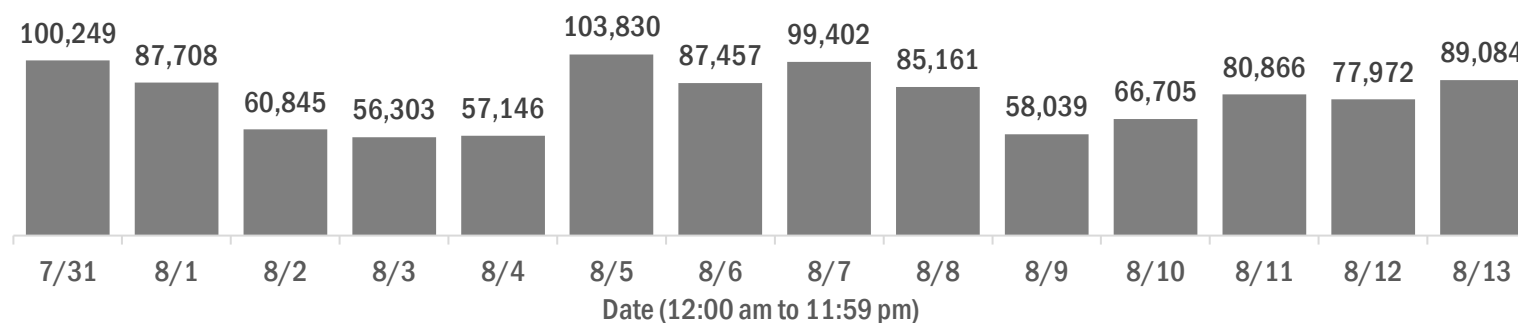
Median age of cases by day



Laboratory testing for Florida residents over the past 2 weeks

Number of Florida residents tested per day

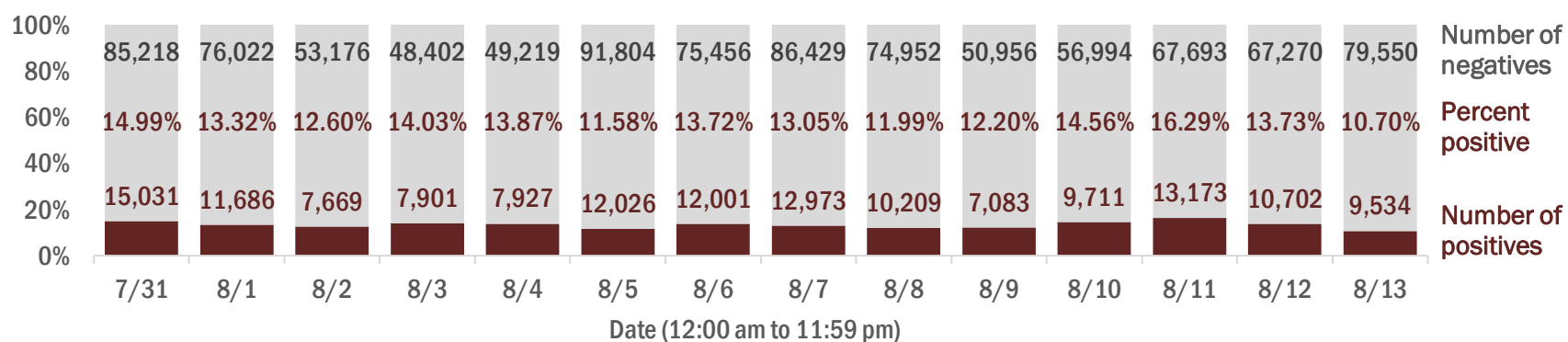
These counts include the number of people for whom the Department received PCR or antigen laboratory results by day. People tested on multiple days will be included for each day a new result was received. A person is only counted once for each day they are tested, regardless of whether multiple specimens are tested or multiple results are received.



Number and percent of Florida residents with positive test results

The percent of positive results ranged from 10.70% to 16.29% over the past 2 weeks and was 10.70% yesterday.

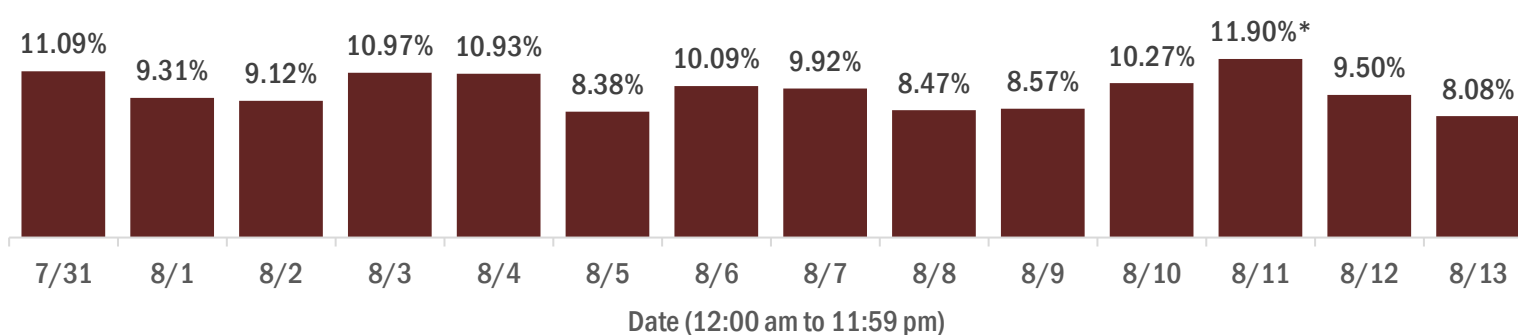
These counts include the number of people for whom the Department received PCR or antigen laboratory results by day. People tested on multiple days will be included for each day a new result was received. A person is only counted once for each day they are tested, regardless of whether multiple specimens are tested or multiple results are received. If a person has a positive specimen and a negative specimen in the same day, only the positive result is counted.



Percent positivity for new cases in Florida residents

The percent of positive results ranged from 8.08% to 11.90% over the past 2 weeks and was 8.08% yesterday.

This percent is the number of people who test PCR- or antigen-positive for the first time divided by all the people tested that day, excluding people who have previously tested positive.



* Includes a one-time historical data submission from a laboratory newly enrolled in the Department's electronic laboratory reporting (ELR) process. The percent positivity on 8/11 excluding the historical data submission was 9.35%.

COVID-19: characteristics of 557,337 Florida resident cases

Data through Aug 13, 2020 verified as of Aug 14, 2020 at 09:25 AM

Data in this report are provisional and subject to change.

Age group	Cases	Hospitalizations	Deaths
0-4 years	9,357 2%	211 1%	0 0%
5-14 years	22,218 4%	189 1%	3 0%
15-24 years	83,727 15%	849 3%	22 0%
25-34 years	106,726 19%	1,961 6%	64 1%
35-44 years	92,057 17%	2,923 9%	185 2%
45-54 years	89,555 16%	4,307 13%	391 4%
55-64 years	72,537 13%	5,914 18%	957 10%
65-74 years	41,800 7%	6,418 19%	1,882 21%
75-84 years	23,873 4%	5,984 18%	2,645 29%
85+ years	13,961 3%	4,396 13%	2,992 33%
Unknown	1,526 0%	3 0%	0 0%
Total	557,337	33,155	9,141

Gender	Cases
Female	283,965 51%
Male	269,256 48%
Unknown	4,116 1%
Total	557,337

Ethnicity	Cases	Hospitalizations	Deaths
Hispanic	151,798 27%	10,236 31%	2,249 25%
Non-Hispanic	198,347 36%	20,661 62%	5,937 65%
Unknown	207,192 37%	2,258 7%	955 10%
Total	557,337	33,155	9,141

Race and ethnicity	Cases	Hospitalizations	Deaths
White	223,785 40%	19,786 60%	6,085 67%
Hispanic	99,548 18%	7,277 22%	1,745 19%
Non-Hispanic	104,664 19%	11,709 35%	3,939 43%
Unknown	19,573 4%	800 2%	401 4%
Black	84,803 15%	8,070 24%	1,815 20%
Hispanic	3,892 1%	339 1%	56 1%
Non-Hispanic	71,299 13%	7,464 23%	1,673 18%
Unknown	9,612 2%	267 1%	86 1%
Other race	66,510 12%	3,968 12%	760 8%
Hispanic	33,370 6%	2,338 7%	375 4%
Non-Hispanic	18,961 3%	1,378 4%	292 3%
Unknown	14,179 3%	252 1%	93 1%
Unknown race	182,239 33%	1,331 4%	481 5%
Hispanic	14,988 3%	282 1%	73 1%
Non-Hispanic	3,423 1%	110 0%	33 0%
Unknown	163,828 29%	939 3%	375 4%
Total	557,337	33,155	9,141

Hospitalization counts include anyone who was hospitalized at some point during their illness. It does not reflect the number of people currently hospitalized. **Other race** includes any person with a race of American Indian/Alaskan native, Asian, native Hawaiian/Pacific Islander, or other.

COVID-19: deaths in Florida residents and staff of long-term care facilities

Data through Aug 13, 2020 verified as of Aug 14, 2020 at 09:25 AM

Data in this report are provisional and subject to change.

For current cases in residents or staff of long-term care facilities, please visit: <https://floridahealthcovid19.gov/>

County	Deaths		County	Deaths		County	Deaths	
Dade	643	17%	Clay	38	1%	Madison	5	0%
Palm Beach	404	10%	Indian River	32	1%	Gilchrist	4	0%
Pinellas	374	10%	Osceola	32	1%	Jefferson	4	0%
Broward	270	7%	Suwannee	31	1%	Okeechobee	4	0%
Hillsborough	225	6%	Hernando	27	1%	Baker	3	0%
Lee	202	5%	Lake	26	1%	Bradford	2	0%
Polk	187	5%	Okaloosa	24	1%	Hardee	2	0%
Manatee	116	3%	Hendry	19	0%	Holmes	2	0%
Sarasota	105	3%	St. Johns	17	0%	Nassau	2	0%
Brevard	104	3%	Walton	12	0%	Desoto	1	0%
Seminole	97	2%	Washington	12	0%	Flagler	1	0%
St. Lucie	93	2%	Alachua	11	0%	Levy	1	0%
Duval	92	2%	Bay	11	0%	Monroe	1	0%
Volusia	84	2%	Putnam	11	0%	Taylor	1	0%
Escambia	79	2%	Sumter	11	0%	Total	3,886	
Pasco	74	2%	Citrus	10	0%			
Collier	67	2%	Leon	10	0%			
Orange	66	2%	Santa Rosa	9	0%			
Martin	62	2%	Columbia	8	0%			
Charlotte	56	1%	Gadsden	8	0%			
Jackson	42	1%	Calhoun	6	0%			
Marion	40	1%	Highlands	6	0%			

Note: cases are summarized by the county of usual residence. Residents and staff may be cases associated with facilities that are not in their county of usual residence, resulting in cases being included below for counties that do not have facilities with known cases.

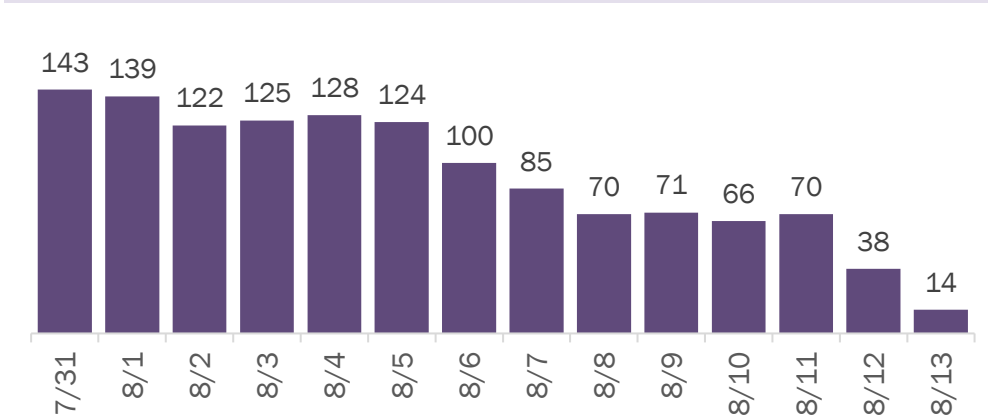
COVID-19: cases in Florida residents who have died

Data through Aug 13, 2020 verified as of Aug 14, 2020 at 09:25 AM

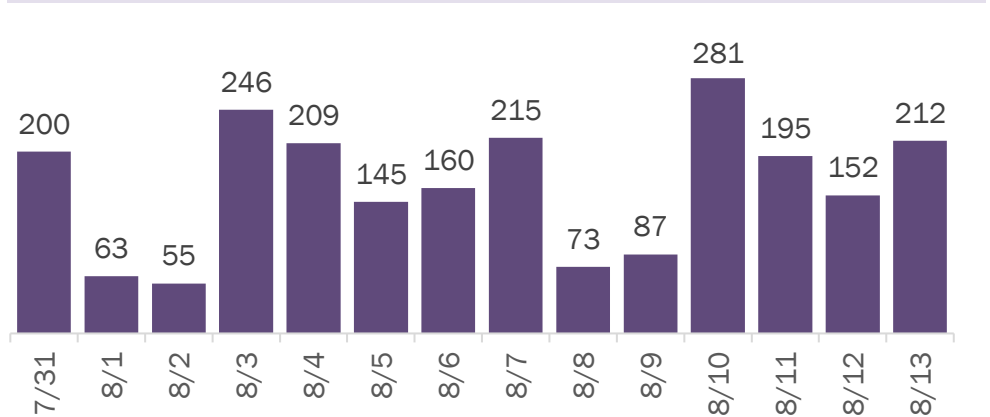
Data in this report are provisional and subject to change.

Demographics for all identified COVID-19 deaths: 9,141

Deaths by date of death



Deaths by date reported to the Department



Median age: 79 years

Age group	Deaths	Cases	Case fatality rate	Mortality rate per 100,000 population
0-4 years	0	9,357	0.0%	0.0
5-14 years	3	22,218	0.0%	0.1
15-24 years	22	83,727	0.0%	0.9
25-34 years	64	106,726	0.1%	2.3
35-44 years	185	92,057	0.2%	7.1
45-54 years	391	89,555	0.4%	14.0
55-64 years	957	72,537	1.3%	33.1
65-74 years	1,882	41,800	4.5%	77.6
75-84 years	2,645	23,873	11.1%	188.4
85+ years	2,992	13,961	21.4%	518.1
Unknown	0	1,526	0.0%	
Total	9,141	557,337	1.6%	42.3

Race	Deaths	Cases	Case fatality rate	Mortality rate per 100,000 population
White	6,085	223,785	2.7%	36.4
Black	1,815	84,803	2.1%	49.6
Other	760	66,510	1.1%	61.1
Unknown	481	182,239	0.3%	
Total	9,141	557,337	6.3%	42.3

Gender	Deaths	Cases	Case fatality rate	Mortality rate per 100,000 population
Female	4,093	283,965	1.4%	37.1
Male	5,037	269,256	1.9%	47.7
Unknown	11	4,116	0.3%	
Total	9,141	557,337	1.6%	42.3

Ethnicity	Deaths	Cases	Case fatality rate	Mortality rate per 100,000 population
Hispanic	2,249	151,798	1.5%	39.6
Non-Hispanic	5,937	198,347	3.0%	37.3
Unknown	955	207,192	0.5%	
Total	9,141	557,337	1.6%	42.3

Age group distribution for deaths reported since previous report, previous 2 weeks, and cumulatively

deaths reported since previous report		2,293 deaths reported from Jul 31 - Aug 13		9,141 deaths reported cumulatively	
0-4 years	0	0-4 years	0	0-4 years	0
5-14 years	0	5-14 years	0	5-14 years	3
15-24 years	0	15-24 years	5	15-24 years	22
25-34 years	0	25-34 years	12	25-34 years	64
35-44 years	0	35-44 years	39	35-44 years	185
45-54 years	0	45-54 years	93	45-54 years	391
55-64 years	0	55-64 years	270	55-64 years	957
65-74 years	0	65-74 years	484	65-74 years	1,882
75-84 years	0	75-84 years	680	75-84 years	2,645
85+ years	0	85+ years	710	85+ years	2,992
Unknown	0	Unknown	0	Unknown	0

COVID-19: cases in Florida residents who have died

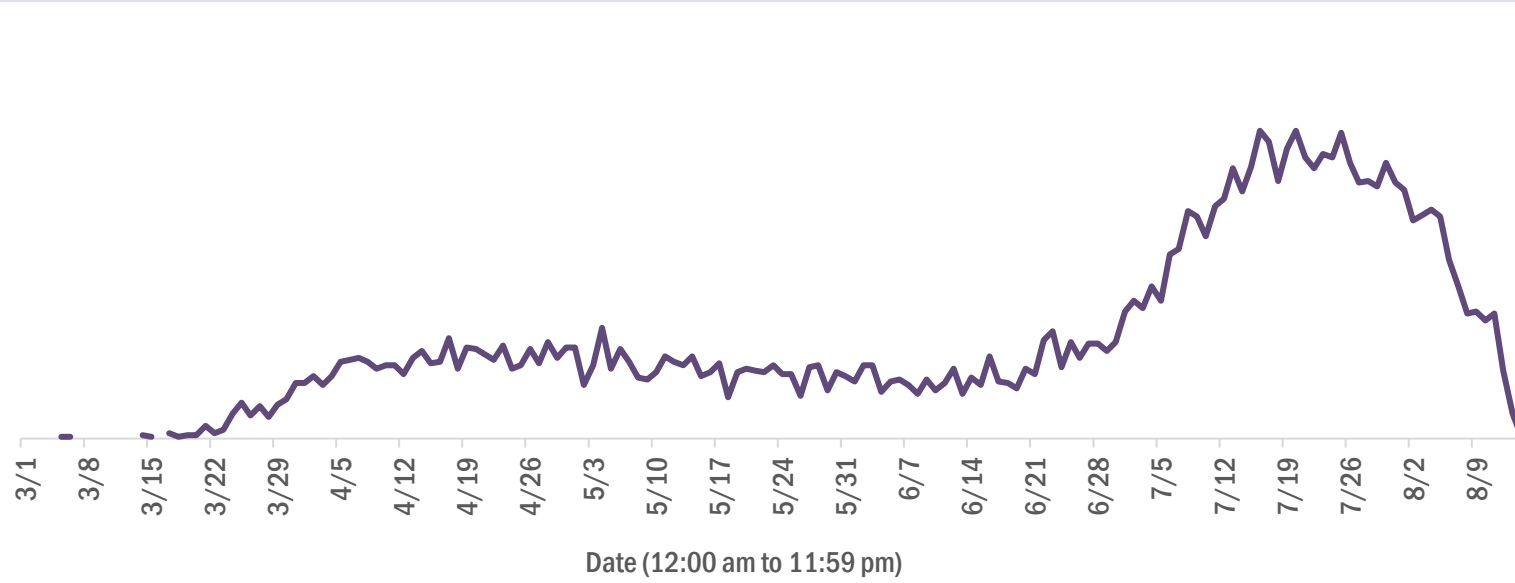
Data through Aug 13, 2020 verified as of Aug 14, 2020 at 09:25 AM

Data in this report are provisional and subject to change.

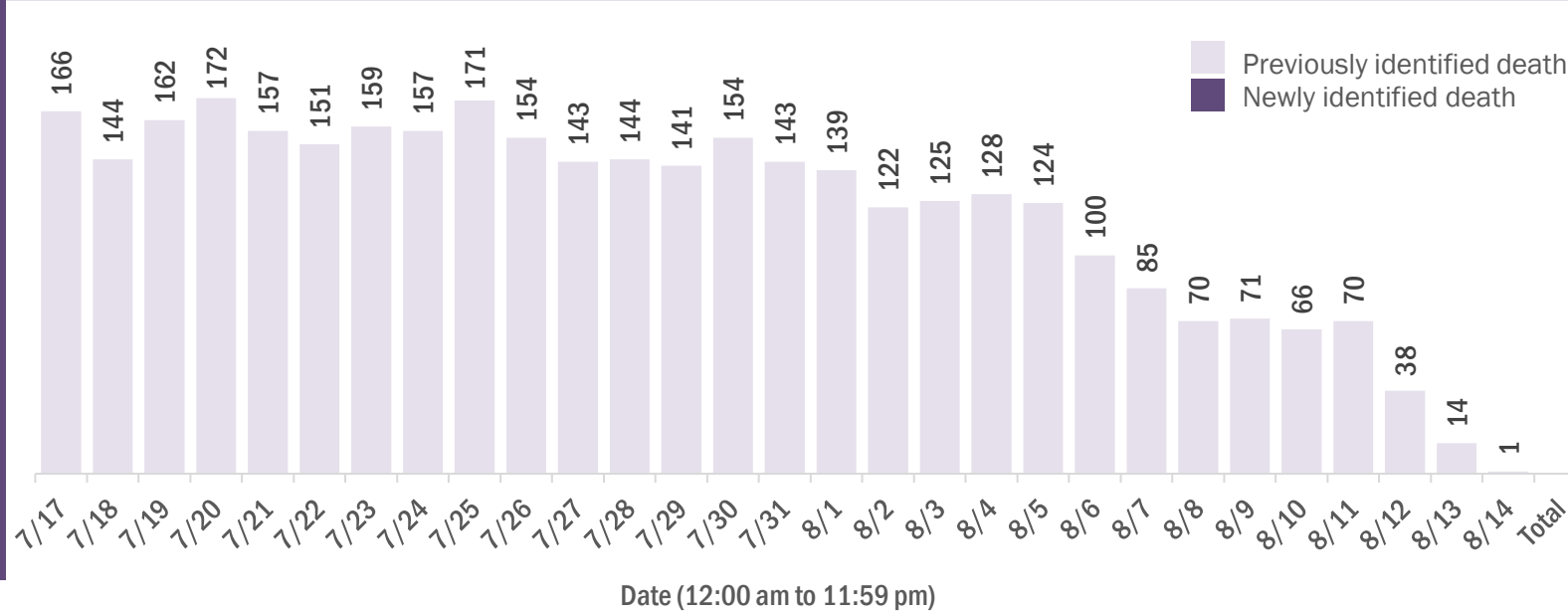
Deaths in Florida residents by date of death

9,141 deaths reported cumulatively, deaths reported since previous report

March to present



Past 30 days



COVID-19: characteristics of 563,285 cases

Data through Aug 13, 2020 verified as of Aug 14, 2020 at 09:25 AM

Data in this report are provisional and subject to change.

Tables below include cases in Florida residents and non-Florida residents.

All 67 Florida counties have cases:

County	FL resident cases	Non-FL resident cases	Total cases	FL resident deaths	FL death rate
Dade	141,713	949	142,662	1,999	1.4%
Broward	64,842	527	65,369	914	1.4%
Palm Beach	38,226	349	38,575	976	2.6%
Hillsborough	33,557	137	33,694	458	1.4%
Orange	32,449	412	32,861	335	1.0%
Duval	24,050	250	24,300	214	0.9%
Pinellas	18,337	129	18,466	541	3.0%
Lee	16,882	296	17,178	371	2.2%
Polk	15,055	53	15,108	353	2.3%
Collier	10,591	143	10,734	151	1.4%
Osceola	10,064	82	10,146	109	1.1%
Escambia	9,213	909	10,122	147	1.6%
Manatee	9,560	102	9,662	245	2.6%
Volusia	8,249	59	8,308	151	1.8%
Seminole	7,342	28	7,370	143	1.9%
Pasco	7,310	38	7,348	145	2.0%
Marion	7,016	14	7,030	111	1.6%
Sarasota	6,550	54	6,604	174	2.7%
Brevard	6,371	21	6,392	168	2.6%
St. Lucie	6,102	23	6,125	195	3.2%
Lake	5,455	34	5,489	79	1.4%
Leon	5,174	116	5,290	26	0.5%
Bay	4,646	74	4,720	61	1.3%
Alachua	4,426	57	4,483	27	0.6%
Santa Rosa	4,089	36	4,125	45	1.1%
Martin	3,882	25	3,907	104	2.7%
St. Johns	3,838	45	3,883	42	1.1%
Okaloosa	3,625	28	3,653	50	1.4%
Clay	3,376	13	3,389	61	1.8%
Columbia	2,974	11	2,985	24	0.8%
Indian River	2,603	15	2,618	62	2.4%
Charlotte	2,334	6	2,340	97	4.2%
Suwannee	2,186	17	2,203	46	2.1%
Hernando	2,146	14	2,160	56	2.6%
Jackson	1,992	15	2,007	47	2.4%
Gadsden	1,991	8	1,999	26	1.3%
Hendry	1,851	1	1,852	38	2.1%
Citrus	1,703	5	1,708	38	2.2%
Monroe	1,575	28	1,603	13	0.8%
Putnam	1,575	1	1,576	30	1.9%
Highlands	1,542	6	1,548	40	2.6%
Walton	1,345	121	1,466	18	1.3%
Sumter	1,428	8	1,436	44	3.1%
Desoto	1,395	3	1,398	19	1.4%
Nassau	1,216	80	1,296	11	0.9%
Flagler	1,116	11	1,127	14	1.3%
Okeechobee	1,089	4	1,093	12	1.1%
Taylor	1,066	3	1,069	5	0.5%
Baker	1,059	0	1,059	4	0.4%
Hardee	999	7	1,006	8	0.8%
Washington	900	10	910	14	1.6%
Lafayette	777	0	777	2	0.3%
Wakulla	747	6	753	5	0.7%
Madison	735	13	748	10	1.4%
Levy	732	4	736	5	0.7%
Unknown	221	514	735	0	0.0%
Gulf	710	10	720	4	0.6%
Hamilton	624	5	629	4	0.6%
Dixie	572	0	572	4	0.7%
Bradford	554	0	554	4	0.7%
Holmes	514	10	524	4	0.8%
Calhoun	488	0	488	8	1.6%
Jefferson	456	6	462	5	1.1%
Union	459	0	459	5	1.1%
Franklin	446	3	449	3	0.7%
Glades	419	0	419	3	0.7%
Liberty	410	0	410	7	1.7%
Gilchrist	398	0	398	7	1.8%
Total	557,337	5,948	563,285	9,141	1.6%

COVID-19: characteristics of 557,337 Florida resident cases

Data through Aug 13, 2020 verified as of Aug 14, 2020 at 09:25 AM

Data in this report are provisional and subject to change.

The table below includes the cities and counties of residence for cases in Florida residents based on the patient's ZIP Code.

Note that city is not always received as part of the initial notification and may be missing while the case is being investigated.

City and county	Cases
Miami, Dade	85,048
Orlando, Orange	24,750
Jacksonville, Duval	22,443
Hialeah, Dade	20,485
Tampa, Hillsborough	20,291
Fort Lauderdale, Broward	14,443
Hollywood, Broward	12,545
Homestead, Dade	9,695
West Palm Beach, Palm Beach	9,598
Kissimmee, Osceola	8,116
Naples, Collier	7,706
Pompano Beach, Broward	7,620
Saint Petersburg, Pinellas	7,563
Pensacola, Escambia	7,379
Fort Myers, Lee	6,947
Bradenton, Manatee	6,577
Ocala, Marion	5,585
Lake Worth, Palm Beach	5,323
Boca Raton, Palm Beach	5,254
Tallahassee, Leon	5,052
Sarasota, Sarasota	4,802
Lakeland, Polk	4,705
Miramar, Broward	4,160
Cape Coral, Lee	3,930
Clearwater, Pinellas	3,631
Port Saint Lucie, St. Lucie	3,603
Miami Gardens, Dade	3,578
Gainesville, Alachua	3,575
Miami Beach, Dade	3,477
Lehigh Acres, Lee	3,441
Boynton Beach, Palm Beach	3,431
Panama City, Bay	3,001
Winter Haven, Polk	2,986
Coral Springs, Broward	2,874
Lake City, Columbia	2,838
Delray Beach, Palm Beach	2,617
Sunrise, Broward	2,329
Davie, Broward	2,329
Opa Locka, Dade	2,307
Milton, Santa Rosa	2,273
Fort Pierce, St. Lucie	2,227
Doral, Dade	2,217
Brandon, Hillsborough	2,206
Immokalee, Collier	2,174
Riverview, Hillsborough	2,121
Plant City, Hillsborough	2,107
Apopka, Orange	2,064
Saint Augustine, St. Johns	2,047
Missing, Broward	2,017
Largo, Pinellas	1,916
Live Oak, Suwannee	1,907
North Miami Beach, Dade	1,899
Melbourne, Brevard	1,876
Stuart, Martin	1,870
Vero Beach, Indian River	1,832
Daytona Beach, Volusia	1,827
Deerfield Beach, Broward	1,809
Tamarac, Broward	1,800
Sanford, Seminole	1,788

COVID-19: characteristics of 557,337 Florida resident cases

Data through Aug 13, 2020 verified as of Aug 14, 2020 at 09:25 AM

Data in this report are provisional and subject to change.

The table below includes the cities and counties of residence for cases in Florida residents based on the patient's ZIP Code.

Note that city is not always received as part of the initial notification and may be missing while the case is being investigated.

City and county	Cases
Plantation, Broward	1,773
Jupiter, Palm Beach	1,748
Saint Cloud, Osceola	1,663
New Port Richey, Pasco	1,647
Orange Park, Clay	1,602
Deltona, Volusia	1,553
Miami Lakes, Dade	1,498
Lake Worth Beach, Palm Beach	1,458
Margate, Broward	1,455
Clermont, Lake	1,419
Palmetto, Manatee	1,411
Weston, Broward	1,403
Palm Bay, Brevard	1,328
Deland, Volusia	1,313
Fort Walton Beach, Okaloosa	1,307
North Lauderdale, Broward	1,304
Coral Gables, Dade	1,280
Coconut Creek, Broward	1,255
Palm Beach Gardens, Palm Beach	1,241
Hallandale, Broward	1,237
Winter Garden, Orange	1,234
Arcadia, Desoto	1,225
Altamonte Springs, Seminole	1,219
Haines City, Polk	1,218
Davenport, Polk	1,194
Winter Park, Orange	1,188
Spring Hill, Hernando	1,166
Port Charlotte, Charlotte	1,164
Oviedo, Seminole	1,138
Ocoee, Orange	1,131
Bonita Springs, Lee	1,114
Royal Palm Beach, Palm Beach	1,079
North Miami, Dade	1,041
Missing, Dade	1,036
Wellington, Palm Beach	1,032
Land O Lakes, Pasco	1,031
Okeechobee, Okeechobee	1,030
Quincy, Gadsden	1,026
Palm Harbor, Pinellas	1,026
Oakland Park, Broward	1,018
Wesley Chapel, Pasco	1,011
Perry, Taylor	984
Cutler Ridge, Dade	983
Clewiston, Hendry	969
Pinellas Park, Pinellas	964
Ruskin, Hillsborough	946
Indiantown, Martin	933
Valrico, Hillsborough	912
Punta Gorda, Charlotte	908
Lutz, Hillsborough	903
Pembroke Pines, Broward	889
Longwood, Seminole	882
Belle Glade, Palm Beach	866
Century, Escambia	865
Seminole, Pinellas	861
Florida City, Dade	848
Missing, Palm Beach	833
Palm Coast, Flagler	828
Leesburg, Lake	816

COVID-19: characteristics of 557,337 Florida resident cases

Data through Aug 13, 2020 verified as of Aug 14, 2020 at 09:25 AM

Data in this report are provisional and subject to change.

The table below includes the cities and counties of residence for cases in Florida residents based on the patient's ZIP Code.

Note that city is not always received as part of the initial notification and may be missing while the case is being investigated.

City and county	Cases
Wimauma, Hillsborough	790
Palatka, Putnam	776
Mayo, Lafayette	760
North Port, Sarasota	759
Bartow, Polk	751
Casselberry, Seminole	751
Windermere, Orange	745
Key West, Monroe	744
Ormond Beach, Volusia	741
Lynn Haven, Bay	736
Middleburg, Clay	733
Crestview, Okaloosa	724
Graceville, Jackson	722
Brooksville, Hernando	721
Chipley, Washington	718
Jacksonville Beach, Duval	714
Cocoa, Brevard	703
Cantonment, Escambia	698
Kissimmee, Polk	692
Auburndale, Polk	683
Sebring, Highlands	665
Lake Mary, Seminole	654
Tavares, Lake	646
Aventura, Dade	644
North Fort Myers, Lee	637
Crawfordville, Wakulla	634
Zephyrhills, Pasco	633
Carol City, Dade	625
Dade City, Pasco	624
Hudson, Pasco	621
Sanderson, Baker	619
Panama City Beach, Bay	612
Port Richey, Pasco	607
Gulf Breeze, Santa Rosa	597
Labelle, Hendry	595
Loxahatchee, Palm Beach	586
Lake Wales, Polk	574
Port Orange, Volusia	571
Tarpon Springs, Pinellas	561
Riviera Beach, Palm Beach	546
Venice, Sarasota	546
Winter Springs, Seminole	544
Seffner, Hillsborough	536
Mulberry, Polk	533
Marianna, Jackson	529
Maitland, Orange	529
Cooper City, Broward	521
Sarasota, Manatee	510
Saint Johns, St. Johns	510
Destin, Okaloosa	506
Orange City, Volusia	505
Navarre, Santa Rosa	501
Crossings, Dade	494
Holiday, Pasco	491
Avon Park, Highlands	487
Ponte Vedra Beach, St. Johns	483
Merritt Island, Brevard	478
Santa Rosa Beach, Walton	468
Fernandina Beach, Nassau	464

COVID-19: characteristics of 557,337 Florida resident cases

Data through Aug 13, 2020 verified as of Aug 14, 2020 at 09:25 AM

Data in this report are provisional and subject to change.

The table below includes the cities and counties of residence for cases in Florida residents based on the patient's ZIP Code.

Note that city is not always received as part of the initial notification and may be missing while the case is being investigated.

City and county	Cases
Missing, Collier	462
South Bay, Palm Beach	461
Eustis, Lake	460
Defuniak Springs, Walton	456
Dunedin, Pinellas	453
Wauchula, Hardee	450
Dania, Broward	447
Titusville, Brevard	446
Starke, Bradford	440
Green Cove Springs, Clay	438
The Villages, Sumter	437
Madison, Madison	434
Parrish, Manatee	425
Jasper, Hamilton	419
Pahokee, Palm Beach	419
Inverness, Citrus	417
Dover, Hillsborough	417
Gibsonton, Hillsborough	417
Fleming Island, Clay	414
Niceville, Okaloosa	411
Monticello, Jefferson	410
Havana, Gadsden	406
Wewahitchka, Gulf	406
New Smyrna Beach, Volusia	405
Lantana, Palm Beach	403
Rockledge, Brevard	400
Mount Dora, Lake	399
Palm City, Martin	398
Bonifay, Holmes	393
South Miami, Dade	392
Key Biscayne, Dade	388
Moore Haven, Glades	388
Estero, Lee	386
Odessa, Hillsborough	384
Groveland, Lake	383
Parkland, Broward	381
Fellsmere, Indian River	377
Pinecrest, Dade	371
Missing, Hillsborough	370
Lake Butler, Union	356
Missing, Duval	354
Everglades National Park, Dade	351
Cross City, Dixie	350
Crescent City, Putnam	342
Bristol, Liberty	339
Lauderdale Lakes, Broward	336
Atlantic Beach, Duval	335
Carrabelle, Franklin	333
Blountstown, Calhoun	329
Debary, Volusia	328
Polk City, Polk	325
Oldsmar, Pinellas	322
Lauderhill, Broward	319
Pace, Santa Rosa	317
Missing, Orange	315
South Miami Heights, Dade	311
Hobe Sound, Martin	310
Lithia, Hillsborough	305
Palm Springs, Palm Beach	305

COVID-19: characteristics of 557,337 Florida resident cases

Data through Aug 13, 2020 verified as of Aug 14, 2020 at 09:25 AM

Data in this report are provisional and subject to change.

The table below includes the cities and counties of residence for cases in Florida residents based on the patient's ZIP Code.

Note that city is not always received as part of the initial notification and may be missing while the case is being investigated.

City and county	Cases
North Palm Beach, Palm Beach	299
Sun City Center, Hillsborough	299
El Portal, Dade	290
Missing, Pasco	289
Apollo Beach, Hillsborough	286
Frostproof, Polk	284
Alachua, Alachua	281
Summerfield, Marion	278
Macclenny, Baker	276
Missing, Santa Rosa	274
Coconut Grove, Dade	273
Biscayne Park, Dade	271
Wilton Manors, Broward	265
Yulee, Nassau	261
Missing, St. Lucie	257
Missing, Polk	256
Missing, St. Johns	255
Sebastian, Indian River	253
Ellenton, Manatee	253
Missing, Hendry	249
Bowling Green, Hardee	249
Belleview, Marion	248
Crystal River, Citrus	245
Fort Meade, Polk	245
Bushnell, Sumter	244
Williston, Levy	241
Ponte Vedra, St. Johns	241
Safety Harbor, Pinellas	240
Trenton, Gilchrist	240
Chattahoochee, Gadsden	235
Wildwood, Sumter	234
Sneads, Jackson	228
Coral, Dade	227
Lake Placid, Highlands	227
Kendall, Dade	222
Dunnellon, Marion	219
Homosassa, Citrus	215
Port Saint Joe, Gulf	214
Key Largo, Monroe	209
Callahan, Nassau	206
Palmetto Bay, Dade	205
Chiefland, Levy	204
Jensen Beach, Martin	203
Mary Esther, Okaloosa	202
Lady Lake, Lake	199
Newberry, Alachua	198
Missing, Citrus	197
Old Town, Dixie	189
Uleta, Dade	188
Shalimar, Okaloosa	187
Mascotte, Lake	186
Edgewater, Volusia	185
Missing, Hardee	181
Missing, Volusia	180
Missing, Marion	180
Missing, Madison	176
Southwest Ranches, Broward	172
Thonotosassa, Hillsborough	171
Marathon, Monroe	168

COVID-19: characteristics of 557,337 Florida resident cases

Data through Aug 13, 2020 verified as of Aug 14, 2020 at 09:25 AM

Data in this report are provisional and subject to change.

The table below includes the cities and counties of residence for cases in Florida residents based on the patient's ZIP Code.

Note that city is not always received as part of the initial notification and may be missing while the case is being investigated.

City and county	Cases
Missing, Hernando	167
Freeport, Walton	167
Missing, Osceola	167
Jacksonville, St. Johns	166
Lecanto, Citrus	166
Lake Alfred, Polk	164
Missing, Brevard	163
Minneola, Lake	153
Satellite Beach, Brevard	148
Marco Island, Collier	147
Missing, Highlands	146
Pierson, Volusia	145
Missing, Seminole	145
Missing, Desoto	145
West Melbourne, Brevard	144
Neptune Beach, Duval	144
Citra, Marion	142
Spring Hill, Pasco	142
Bronson, Levy	141
Missing, Monroe	141
Nokomis, Sarasota	140
Coleman, Sumter	140
Myakka City, Manatee	140
Cocoa Beach, Brevard	139
Hilliard, Nassau	139
Sweetwater, Dade	136
Midway, Gadsden	136
Clearwater Beach, Pinellas	136
Sorrento, Lake	133
Beverly Hills, Citrus	133
Missing, Martin	132
Lake Park, Palm Beach	130
Jennings, Hamilton	129
Missing, Indian River	128
Englewood, Charlotte	128
Missing, Pinellas	126
Medley, Dade	126
Malone, Jackson	125
Fort White, Columbia	123
Gulfport, Pinellas	123
Tavernier, Monroe	122
Holly Hill, Volusia	120
De Leon Springs, Volusia	120
Miramar Beach, Walton	118
Bell, Gilchrist	117
Missing, Sarasota	117
Molino, Escambia	115
Golden Beach, Dade	115
Umatilla, Lake	112
Jay, Santa Rosa	111
High Springs, Alachua	111
Bunnell, Flagler	111
Kenneth City, Pinellas	110
Missing, Nassau	110
Fisher Island, Dade	110
Dunnellon, Citrus	109
Fruitland Park, Lake	108
Palm Beach, Palm Beach	107
Missing, Unknown	106

COVID-19: characteristics of 557,337 Florida resident cases

Data through Aug 13, 2020 verified as of Aug 14, 2020 at 09:25 AM

Data in this report are provisional and subject to change.

The table below includes the cities and counties of residence for cases in Florida residents based on the patient's ZIP Code.

Note that city is not always received as part of the initial notification and may be missing while the case is being investigated.

City and county	Cases
Zolfo Springs, Hardee	105
Hernando, Citrus	104
Alva, Lee	104
Indialantic, Brevard	103
Missing, Lee	102
Glen Saint Mary, Baker	101
Englewood, Sarasota	97
Cottondale, Jackson	96
Gretna, Gadsden	96
Keystone Heights, Clay	94
East Palatka, Putnam	93
Missing, Okaloosa	91
Flagler Beach, Flagler	90
Trinity, Pasco	90
Tequesta, Palm Beach	88
Missing, Gulf	87
Missing, Clay	87
Oxford, Sumter	86
Youngstown, Bay	85
Eagle Lake, Polk	84
Missing, Lake	84
Missing, Flagler	84
Gotha, Orange	83
Missing, Jackson	83
Montverde, Lake	83
South Daytona, Volusia	82
Silver Springs, Marion	81
Missing, Leon	80
Rotunda West, Charlotte	79
Branford, Suwannee	79
Archer, Alachua	78
Hawthorne, Alachua	78
Weeki Wachee, Hernando	78
Greenwood, Jackson	78
Chuluota, Seminole	78
Cape Canaveral, Brevard	77
Baker, Okaloosa	74
Missing, Washington	74
Altha, Calhoun	73
Dundee, Polk	73
White Springs, Hamilton	73
Mims, Brevard	73
Osprey, Sarasota	73
Olympia Heights, Dade	72
Webster, Sumter	72
Geneva, Seminole	71
Interlachen, Putnam	71
Fort Myers Beach, Lee	71
Ocklawaha, Marion	69
Zellwood, Orange	69
Lake Panasoffkee, Sumter	68
Missing, Levy	68
Southport, Bay	68
Hastings, St. Johns	68
O Brien, Suwannee	66
Vernon, Washington	66
Avon Park, Polk	66
Reddick, Marion	66
Apalachicola, Franklin	65

COVID-19: characteristics of 557,337 Florida resident cases

Data through Aug 13, 2020 verified as of Aug 14, 2020 at 09:25 AM

Data in this report are provisional and subject to change.

The table below includes the cities and counties of residence for cases in Florida residents based on the patient's ZIP Code.

Note that city is not always received as part of the initial notification and may be missing while the case is being investigated.

City and county	Cases
Missing, Wakulla	65
Ave Maria, Collier	64
Satsuma, Putnam	64
Floral City, Citrus	64
Missing, Gadsden	63
Melbourne Beach, Brevard	63
Missing, Manatee	63
Pomona Park, Putnam	63
West Miami, Dade	62
Missing, Baker	62
Greenville, Madison	62
Belle Isle, Orange	62
Missing, Escambia	60
Oakland, Orange	60
South Pasadena, Pinellas	59
Raiford, Union	59
Grand Island, Lake	57
Indian Rocks Beach, Pinellas	56
Missing, Okeechobee	56
Islamorada, Monroe	55
Missing, Calhoun	54
San Antonio, Pasco	53
Haverhill, Palm Beach	53
Missing, Walton	53
Missing, Sumter	52
Mcdavid, Escambia	52
Lawtey, Bradford	51
Indian Harbour Beach, Brevard	51
Lakewood Ranch, Manatee	51
Grand Ridge, Jackson	50
Fountain, Bay	50
Bal Harbour, Dade	49
Seville, Volusia	49
Mcalpin, Suwannee	49
Bay Harbor Islands, Dade	49
Surfside, Dade	49
Greenacres, Palm Beach	48
Viera, Brevard	47
Atlantis, Palm Beach	47
Alford, Jackson	46
Lee, Madison	46
Elkton, St. Johns	45
Poinciana, Polk	44
Morrison, Levy	43
Melrose, Putnam	43
Missing, Holmes	43
Stock Island, Monroe	41
Wellborn, Suwannee	41
Sanibel, Lee	41
Citrus Springs, Citrus	41
Missing, Taylor	40
Lake Hamilton, Polk	40
Astatula, Lake	40
Anthony, Marion	40
Christmas, Orange	39
Mangonia Park, Palm Beach	39
Weirsdale, Marion	38
Center Hill, Sumter	38
Westville, Holmes	38

COVID-19: characteristics of 557,337 Florida resident cases

Data through Aug 13, 2020 verified as of Aug 14, 2020 at 09:25 AM

Data in this report are provisional and subject to change.

The table below includes the cities and counties of residence for cases in Florida residents based on the patient's ZIP Code.

Note that city is not always received as part of the initial notification and may be missing while the case is being investigated.

City and county	Cases
Valparaiso, Okaloosa	37
Missing, Gilchrist	37
Celebration, Osceola	37
Babson Park, Polk	37
Howey-In-The-Hills, Lake	36
Juno Beach, Palm Beach	36
Micanopy, Alachua	36
Summerland Key, Monroe	36
Ponce De Leon, Holmes	36
Inlet Beach, Walton	35
Welaka, Putnam	35
Lauderdale By The Sea, Broward	34
Missing, Liberty	34
Malabar, Brevard	34
Hosford, Liberty	34
Laurel Hill, Okaloosa	33
Bryceville, Nassau	33
Missing, Bay	33
Cutler Bay, Dade	33
Bokeelia, Lee	33
Lake Helen, Volusia	33
Princeton, Dade	33
Steinhatchee, Taylor	32
Eastpoint, Franklin	32
Hallandale Beach, Broward	32
Belleair, Pinellas	32
Missing, Suwannee	32
Missing, Bradford	31
Singer Island, Palm Beach	31
Osteen, Volusia	31
Florida State University, Leon	30
Canal Point, Palm Beach	30
Fern Park, Seminole	30
Sumterville, Sumter	29
Madeira Beach, Pinellas	29
Missing, Jefferson	29
San Mateo, Putnam	29
Greensboro, Gadsden	28
Lady Lake, Sumter	28
Big Pine Key, Monroe	28
Destin, Walton	27
Hypoluxo, Palm Beach	27
Caryville, Washington	27
Felda, Hendry	26
Naranja, Dade	26
Eglin Air Force Base, Okaloosa	25
Yalaha, Lake	25
Bradenton Beach, Manatee	25
The Villages, Lake	25
Unknown, Orange	25
Patrick Air Force Base, Brevard	25
Edgewood, Orange	24
Missing, Charlotte	24
Belleair Beach, Pinellas	24
Saint James City, Lee	24
Astor, Lake	24
Holt, Okaloosa	24
Paisley, Lake	23
Ochopee, Collier	23

COVID-19: characteristics of 557,337 Florida resident cases

Data through Aug 13, 2020 verified as of Aug 14, 2020 at 09:25 AM

Data in this report are provisional and subject to change.

The table below includes the cities and counties of residence for cases in Florida residents based on the patient's ZIP Code.

Note that city is not always received as part of the initial notification and may be missing while the case is being investigated.

City and county	Cases
Oak Hill, Volusia	23
Panacea, Wakulla	22
Florida Dept Of Corrections, Union	22
Jupiter, Martin	22
Missing, Union	22
Missing, Dixie	22
Odessa, Pasco	22
Sunny Isles Beach, Dade	22
Kindred, Osceola	21
Altoona, Lake	21
Grant-Valkaria, Brevard	21
Longboat Key, Manatee	21
Campbellton, Jackson	21
Clarksville, Calhoun	21
Sopchoppy, Wakulla	20
Fort Mccoy, Marion	20
Fruit Cove, St. Johns	20
Baldwin, Duval	19
Crystal Beach, Pinellas	19
Waldo, Alachua	19
Temple Terrace, Hillsborough	19
Callaway, Bay	18
Placida, Charlotte	18
Miami Springs, Dade	18
Hialeah Gardens, Dade	18
Kissimmee, Orange	18
Air Mail Facility, Dade	18
Brooker, Bradford	18
Ponce Inlet, Volusia	18
Alafaya, Orange	17
Lamont, Jefferson	17
Pinetta, Madison	17
Holmes Beach, Manatee	17
Georgetown, Putnam	17
Tice, Lee	16
Waverly, Polk	16
Cloud Lake, Palm Beach	15
Okahumpka, Lake	15
Flemington, Marion	15
Tierra Verde, Pinellas	15
North Bay Village, Dade	15
Missing, Franklin	15
Inglis, Levy	15
Hollister, Putnam	14
Ona, Hardee	14
Miami Shores, Dade	14
Carrollwood, Hillsborough	14
Florahome, Putnam	14
Dinsmore, Duval	14
Matlacha, Lee	13
Lighthouse Point, Broward	13
Walnut Hill, Escambia	13
Village Of Palmetto Bay, Dade	13
West Park, Broward	13
Santa Fe, Alachua	13
Terra Ceia, Manatee	12
Eaton Park, Polk	12
Bascom, Jackson	12
Harmony, Osceola	12

COVID-19: characteristics of 557,337 Florida resident cases

Data through Aug 13, 2020 verified as of Aug 14, 2020 at 09:25 AM

Data in this report are provisional and subject to change.

The table below includes the cities and counties of residence for cases in Florida residents based on the patient's ZIP Code.

Note that city is not always received as part of the initial notification and may be missing while the case is being investigated.

City and county	Cases
Fort Denaud, Hendry	12
Nocatee, Desoto	12
Barefoot Bay, Brevard	12
Palm Shores, Brevard	12
Winter Park, Seminole	12
Saint Pete Beach, Pinellas	12
Sebastian, Brevard	11
Mexico Beach, Bay	11
Bellview, Escambia	11
Bay Pines, Pinellas	11
Unknown, Dade	11
Hampton, Bradford	11
Missing, Glades	11
Miami, Unknown	11
Intercession City, Osceola	11
Highland Beach, Palm Beach	11
North Redington Beach, Pinellas	11
Dania Beach, Broward	11
Sun City, Hillsborough	11
Goulds, Dade	11
Balm, Hillsborough	10
Lake Suzy, Desoto	10
Missing, Lafayette	10
Village Of Wellington, Palm Beach	10
Ocean Ridge, Palm Beach	10
Heathrow, Seminole	10
Hiwassee, Orange	10
Bayonet Point, Pasco	10
Labelle, Glades	10
Palmdale, Glades	10
Tyndall Air Force Base, Bay	10
Kinard, Calhoun	9
Bagdad, Santa Rosa	9
La Crosse, Alachua	9
Treasure Island, Pinellas	9
Lorida, Highlands	9
Missing, Alachua	9
Tioga, Alachua	9
Highland City, Polk	9
Cedar Key, Levy	8
Dowling Park, Suwannee	8
Orange Lake, Marion	8
Homosassa Springs, Citrus	8
Key Colony Beach, Monroe	8
Enterprise, Volusia	8
Hernando Beach, Hernando	8
Wabasso, Indian River	8
Sydney, Hillsborough	8
Kathleen, Polk	8
Reunion, Osceola	8
Pensacola Beach, Santa Rosa	7
Lutz, Pasco	7
Bradley, Polk	7
Tangerine, Orange	7
Eloise, Polk	7
Gonzalez, Escambia	7
Aloma, Orange	7
Branford, Lafayette	7
Buena Ventura Lakes, Osceola	7

COVID-19: characteristics of 557,337 Florida resident cases

Data through Aug 13, 2020 verified as of Aug 14, 2020 at 09:25 AM

Data in this report are provisional and subject to change.

The table below includes the cities and counties of residence for cases in Florida residents based on the patient's ZIP Code.

Note that city is not always received as part of the initial notification and may be missing while the case is being investigated.

City and county	Cases
Kenansville, Osceola	7
University Of Miami, Dade	7
Wahneta, Polk	7
Venus, Highlands	7
Pasadena, Pinellas	6
Goodland, Collier	6
Missing, Putnam	6
PSI, Unknown	6
Lacoochee, Pasco	6
North Venice, Sarasota	6
Jacksonville, Unknown	6
Quail Heights, Dade	6
Maitland, Seminole	6
Azalea Park, Orange	6
Palma Sola, Manatee	6
Paxton, Walton	6
Penney Farms, Clay	5
Murdock, Charlotte	5
Woodville, Leon	5
Long Boat Key, Manatee	5
Missing, Columbia	5
Ebro, Washington	5
Crystal Springs, Pasco	5
Homeland, Polk	5
Hialeah, Unknown	5
Long Key, Monroe	5
Sparr, Marion	5
Ponce De Leon, Walton	5
Palm Beach Shores, Palm Beach	5
Saint Lucie West, St. Lucie	5
Ferndale, Lake	5
Lockhart, Orange	5
Hallandale Beach, Broward	5
Parker, Bay	5
Mango, Hillsborough	5
Shady Grove, Taylor	5
West Panama City Beach, Bay	5
Indian Lake Estates, Polk	5
Centerville, Leon	5
Poinciana, Osceola	5
Rubonia, Manatee	5
Steinhatchee, Dixie	5
Eatonville, Orange	5
Nichols, Polk	5
South Palm Beach, Palm Beach	5
Perdido Key, Escambia	5
Altamonte Springs, Orange	5
Perrine, Dade	5
West Delray Beach, Palm Beach	5
Orlando, Osceola	4
Nobleton, Hernando	4
Northdale, Hillsborough	4
Celebration, Orange	4
Durant, Hillsborough	4
Leisure City, Dade	4
Oneco, Manatee	4
Hollywood, Unknown	4
Gulf Stream, Palm Beach	4
City Of Sunrise, Broward	4

COVID-19: characteristics of 557,337 Florida resident cases

Data through Aug 13, 2020 verified as of Aug 14, 2020 at 09:25 AM

Data in this report are provisional and subject to change.

The table below includes the cities and counties of residence for cases in Florida residents based on the patient's ZIP Code.

Note that city is not always received as part of the initial notification and may be missing while the case is being investigated.

City and county	Cases
Tallevast, Manatee	4
Indian Creek Village, Dade	4
Lehigh, Lee	4
Lulu, Columbia	4
Ybor City, Hillsborough	4
Gulf Hammock, Levy	4
Ft Pierce, St. Lucie	4
Maxville, Duval	4
Sewalls Point, Martin	4
Mayport, Duval	4
Manalapan, Palm Beach	4
Pembroke Park, Broward	4
Buckingham, Lee	4
Boca Grande, Lee	4
Lowell, Marion	4
Little Torch Key, Monroe	4
Laud-By-The-Sea, Broward	4
Micco, Brevard	4
Fort Lauderdale, Unknown	4
Siesta Key, Sarasota	4
Ridge Manor, Pasco	4
Trilby, Pasco	4
Horseshoe Beach, Dixie	4
Cudjoe Key, Monroe	4
Davenport, Osceola	4
Bonifay, Washington	4
Lake City, Suwannee	4
Yankeetown, Levy	4
Plymouth, Orange	4
Telogia, Liberty	3
Green Acres, Palm Beach	3
Champions Gate, Polk	3
Alturas, Polk	3
Fort Ogden, Desoto	3
Forest City, Orange	3
Cottdale, Washington	3
Duette, Manatee	3
East Lake, Marion	3
Bayshore Gardens, Manatee	3
Anna Maria, Manatee	3
Everglades City, Collier	3
Port Salerno, Martin	3
Missing, Hamilton	3
University Park, Manatee	3
Orlando, Unknown	3
Captiva, Lee	3
Belleair Bluffs, Pinellas	3
Lynbrook, Broward	3
Lake Monroe, Seminole	3
Indian Shores, Pinellas	3
Lake Como, Putnam	3
Candler, Marion	3
Cortez, Manatee	3
Graceville, Holmes	3
Pine Hills, Orange	3
Pine Castle, Orange	3
Ozona, Pinellas	3
Miami Gardens, Unknown	3
Saint Marks, Wakulla	3

COVID-19: characteristics of 557,337 Florida resident cases

Data through Aug 13, 2020 verified as of Aug 14, 2020 at 09:25 AM

Data in this report are provisional and subject to change.

The table below includes the cities and counties of residence for cases in Florida residents based on the patient's ZIP Code.

Note that city is not always received as part of the initial notification and may be missing while the case is being investigated.

City and county	Cases
Lakeshore, Polk	3
Braden River, Manatee	3
Fpo, Duval	3
Fanning Springs, Gilchrist	3
Elfers, Pasco	3
Indian River Shores, Indian River	3
International Service Center, Dade	3
Mayport Naval Housing, Duval	3
Miromar Lakes, Lee	3
Miami, Broward	3
Westchase, Hillsborough	3
Vernon, Bay	3
Virginia Gardens, Dade	3
New Smyrna, Volusia	3
Mount Plymouth, Lake	3
Miramar, Unknown	3
Lauderhill, Unknown	3
Point Washington, Walton	3
Port Saint John, Brevard	3
Saint Leo, Pasco	3
West Palm Beach, Unknown	3
Sand Lake, Orange	2
Roseland, Indian River	2
Mount Dora, Orange	2
Lake Butler, Bradford	2
Jonesville, Alachua	2
Miami, Martin	2
Mcintosh, Marion	2
El Jobean, Charlotte	2
Basinger, Okeechobee	2
Dade City, Hernando	2
Fort Lauderdale, Dade	2
Oakland Park, Unknown	2
Palma Ceia, Hillsborough	2
Orange Springs, Marion	2
Panomo City, Bay	2
Wakulla Springs, Wakulla	2
Union Park, Orange	2
Suwannee, Dixie	2
Samoset, Manatee	2
Holder, Citrus	2
Evinston, Alachua	2
Earleton, Alachua	2
Clewiston, Palm Beach	2
Bayou George, Bay	2
San Carlos Park, Lee	2
Shady Hills, Pasco	2
Pompano Beach, Unknown	2
Sorrento, Orange	2
Miramar, Dade	2
Mesa, Unknown	2
Longboat Key, Sarasota	2
Ormond Beach, Flagler	2
University Of Tampa, Hillsborough	2
White Springs, Columbia	2
Venice, Manatee	2
Unknown, Seminole	2
Sugarloaf, Monroe	2
Lamont, Taylor	2

COVID-19: characteristics of 557,337 Florida resident cases

Data through Aug 13, 2020 verified as of Aug 14, 2020 at 09:25 AM

Data in this report are provisional and subject to change.

The table below includes the cities and counties of residence for cases in Florida residents based on the patient's ZIP Code.

Note that city is not always received as part of the initial notification and may be missing while the case is being investigated.

City and county	Cases
Miccosukee, Leon	2
Milligan, Okaloosa	2
Homeless, Pinellas	2
Glenwood, Volusia	2
Gulf Breeze, Escambia	2
Cypress, Jackson	2
Clarcona, Orange	2
Deerfield Beach, Unknown	2
Orlando, Seminole	2
Oklawaha, Marion	2
Laurel, Sarasota	2
Tampa, Pinellas	2
Sunny Hills, Washington	2
Switzerland, St. Johns	2
White City, Gulf	2
University Of Fl, Alachua	2
Unknown, Palm Beach	2
Watersound, Walton	2
Grandin, Putnam	2
Hollywood, Dade	2
Inlet Beach, Bay	2
Jensen Beach, St. Lucie	2
Hawthorne, Putnam	2
Loxahatchee Groves, Palm Beach	2
Apopka, Seminole	2
Archer, Levy	2
Hallandale Beach, Unknown	2
Fairfield, Marion	2
Ramrod Key, Monroe	2
Port Saint Lucie, Martin	2
Ponte Vedra, Duval	2
Port Charlotte, Unknown	2
Unknown, Broward	2
River Ranch, Polk	2
Trenton, Levy	2
The Villages, Marion	2
Valkaria, Brevard	2
West Bradenton, Manatee	2
Madison, Unknown	2
Margate, Unknown	2
Redington Beach, Pinellas	2
Redington Shores, Pinellas	2
Town N Country, Hillsborough	2
Fort Charlotte, Charlotte	2
Gibsonia, Polk	2
Lealman, Pinellas	2
Destin, Unknown	2
Daytona Beach Shores, Volusia	2
Chokoloskee, Collier	2
Goldenrod, Seminole	2
Lake Harbor, Palm Beach	2
Loughman, Polk	2
Westlake, Palm Beach	2
Scottsmeer, Brevard	2
Orlando, Brevard	2
Palm Coast, Orange	1
Opa Locka, Unknown	1
Orange, Orange	1
Sea Ranch Lakes, Broward	1

COVID-19: characteristics of 557,337 Florida resident cases

Data through Aug 13, 2020 verified as of Aug 14, 2020 at 09:25 AM

Data in this report are provisional and subject to change.

The table below includes the cities and counties of residence for cases in Florida residents based on the patient's ZIP Code.

Note that city is not always received as part of the initial notification and may be missing while the case is being investigated.

City and county	Cases
Port Charlotte Fl, Unknown	1
Rosemary Beach, Bay	1
Saint Cloud, Orange	1
Saint Petersburg, Dade	1
San Pedro Sula, Dade	1
Wimauma, Manatee	1
Seminole, Orange	1
Tampa, Dade	1
Miami Granders, Dade	1
Los Angeles, Polk	1
Lanark Village, Franklin	1
Grand Island, Unknown	1
Hialeah, Unknown	1
Holt, Unknown	1
Bostwick, Putnam	1
Brewton, Escambia	1
Casselberry, Orange	1
Crestview, Dade	1
Darien, Pasco	1
999999, Okaloosa	1
Bartow, Unknown	1
Boca Roton, Unknown	1
Caryville, Holmes	1
Cassadaga, Volusia	1
Fort Myers, Seminole	1
Fwb, Unknown	1
Gastonia, Polk	1
Deltona , Volusia	1
Eustic, Unknown	1
Everett, Dade	1
Apopka, Unknown	1
Alligator Point, Wakulla	1
Amelia City, Nassau	1
Bonita Springs, Collier	1
Hurlburt Field, Okaloosa	1
Homeless, Dade	1
Jacksonville, Dade	1
Ft Pierce, Unknown	1
Garland, Orange	1
Florida Power & Light Co, Dade	1
Hallandale Ben, Unknown	1
Greenacres, Unknown	1
University Of Central Fl, Orange	1
Unknown Out Of Area, Duval	1
Valrico, Orange	1
Tampa, Orange	1
South Fort Myers, Lee	1
Palm City, Unknown	1
Mc Dade, Broward	1
Miamt, Dade	1
Mid Florida, Seminole	1
Longwood, Orange	1
Live Oak, Columbia	1
Orlando, Orange	1
Ocala, Unknown	1
Ocean Breeze, Martin	1
N/A, Duval	1
Nokomis, Palm Beach	1
Winterpark, Unknown	1

COVID-19: characteristics of 557,337 Florida resident cases

Data through Aug 13, 2020 verified as of Aug 14, 2020 at 09:25 AM

Data in this report are provisional and subject to change.

The table below includes the cities and counties of residence for cases in Florida residents based on the patient's ZIP Code.

Note that city is not always received as part of the initial notification and may be missing while the case is being investigated.

City and county	Cases
Wewahitchka, Calhoun	1
West Villages, Sarasota	1
Washington, Unknown	1
Wintergarden, Orange	1
Saint Augusaintine Beach, St. Johns	1
Seven Springs, Pasco	1
Unkown, Seminole	1
Tallahassee, Unknown	1
South Miami, Unknown	1
Port Everglades, Broward	1
Newark, Broward	1
Niceville, Walton	1
Mount Pleasant, Gadsden	1
Davenport, Orange	1
Harrison, Pinellas	1
Boca Raton, Orange	1
Brooksville, Pasco	1
Middlesburg, Duval	1
Miami, Palm Beach	1
Immokalee, Lee	1
Jupiter, Duval	1
Lake Geneva, Clay	1
Jacksonville Beach, Collier	1
Jacksonville, Broward	1
Jacksonville, Clay	1
Hispanic, St. Lucie	1
Kissimmee, Brevard	1
Florence Villa, Polk	1
Fort Pierce, Martin	1
Estero, Collier	1
Fl, Dade	1
Fellsmee, Brevard	1
Clermont, Orange	1
Clermont, Polk	1
Dade City, Hillsborough	1
Doctors Inlet, Clay	1
Celeste, Broward	1
99, Unknown	1
Bay Lake, Orange	1
Beverly Beach, Flagler	1
Aollywoss, Dade	1
Tewksbury, Orange	1
Unknown, Columbia	1
Wesley Chapel, Alachua	1
Weston, Dade	1
Tampa Palms, Hillsborough	1
Tarpon Springs, Pasco	1
San Antonio, Unknown	1
South Daytona Beach, Volusia	1
Miamf, Dade	1
Olustee, Baker	1
Opalocka, Dade	1
Okeechobee, St. Lucie	1
Pine Ridge, Citrus	1
Deerfield, Broward	1
Coconut Ck, Unknown	1
Carl Fisher, Dade	1
Apollo Beach, Manatee	1
32428, Washington	1

COVID-19: characteristics of 557,337 Florida resident cases

Data through Aug 13, 2020 verified as of Aug 14, 2020 at 09:25 AM

Data in this report are provisional and subject to change.

The table below includes the cities and counties of residence for cases in Florida residents based on the patient's ZIP Code.

Note that city is not always received as part of the initial notification and may be missing while the case is being investigated.

City and county	Cases
Alpharetta, Broward	1
Hallandale, Unknown	1
Hutchinson Island, St. Lucie	1
Hoclywsod, Dade	1
Homeless, Hillsborough	1
Lakeland, Unknown	1
Jacksonville, Orange	1
Miamc, Dade	1
Layton, Monroe	1
Lehigh Acers, Lee	1
Los Angeles, Dade	1
Tamarac, Dade	1
Unknown, Volusia	1
Westville, Walton	1
Pass-A-Grille Beach, Pinellas	1
Pensacola Beach, Escambia	1
Pensacola, Unknown	1
Port Saint Lucie, Palm Beach	1
Rocky Point, Hillsborough	1
Rosemary Beach, Walton	1
Saint Johns, Duval	1
Salt Springs, Marion	1
New Port Richey, Unknown	1
Northport, Sarasota	1
Other, Dade	1
Orl, Osceola	1
Unk, Alachua	1
Unknown, Charlotte	1
Wtixrat, Dade	1
Yeehaw, Okeechobee	1
Panama City, Unknown	1
Perth Amboy, Hillsborough	1
Oldsrav, Manatee	1
Monroe, Hillsborough	1
Morrison, Marion	1
North Fort Myers, Charlotte	1
North Laud, Unknown	1
Lucedale, St. Lucie	1
Suntise, Dade	1
Uknown, Unknown	1
Unable To Obtain, Palm Beach	1
Watersound, Bay	1
Punta Gorda, Unknown	1
Rivera Beach, Palm Beach	1
Sharpes, Brevard	1
Sanford, Orange	1
Babcock Ranch, Charlotte	1
Alva, Escambia	1
Branford, Gilchrist	1
Champions Gate, Osceola	1
Brentwood, Citrus	1
Cape Haze, Charlotte	1
Davie, Unknown	1
Duck Key, Monroe	1
Hialeahgardens, Dade	1
Jacksonville, Nassau	1
Homossa, Orange	1
Hosford, Calhoun	1
Interlachen, Duval	1

COVID-19: characteristics of 557,337 Florida resident cases

Data through Aug 13, 2020 verified as of Aug 14, 2020 at 09:25 AM

Data in this report are provisional and subject to change.

The table below includes the cities and counties of residence for cases in Florida residents based on the patient's ZIP Code.

Note that city is not always received as part of the initial notification and may be missing while the case is being investigated.

City and county	Cases
Jacksonville Naval Air Station, Duval	1
Jacksonville Naval Hospital, Duval	1
Fellsmere, Brevard	1
Fernandina, Nassau	1
Fwb, Escambia	1
Graham, Bradford	1
Cross Key, Monroe	1
Cypress Gardens, Polk	1
Indian Rock Beach, Pinellas	1
Hillsboro Beach, Broward	1
Greenville, Taylor	1
Miamksaohes, Dade	1
Metter, Manatee	1
Mexico Beach, Gulf	1
Miami Dade, Unknown	1
Lauderdale Lakes, Unknown	1
Jupiter Inlet, Palm Beach	1
Sarasota, Unknown	1
Seacrest, Walton	1
Salem, Taylor	1
Pinellas Park, Pasco	1
Pooler, Broward	1
Syracuse, Unknown	1
Twentynine Palms, Broward	1
St Cloud, Orange	1
Sunrise, Unknown	1
Unknown, Manatee	1
Pennsacola, Escambia	1
Pensacola, Dade	1
Orlando, Manatee	1
Okeechobee, Martin	1
Okeechobi, Unknown	1
North Lauderdale, Unknown	1
North Miami, Palm Beach	1
North Port, Manatee	1
Windermere, Unknown	1
Xifamk, Dade	1
Florida International University, Dade	1
Franklin, Orange	1
Clearwater, Hillsborough	1
Apo, Collier	1
Big Torch Key, Monroe	1
Bonifay, Unknown	1
Arcadia, Unknown	1
Astor, Volusia	1
At Large, Broward	1
Austin, Dade	1
Mayport Naval Station, Duval	1
Litchfield Park, Unknown	1
Laurel Hill, Walton	1
Marathon Shores, Monroe	1
Lake Worth, Unknown	1
Haines City, Orange	1
Jena, Taylor	1
New Church, Palm Beach	1
New Port Richey, Hillsborough	1
Okeechobee, Highlands	1
Okeechobee, Unknown	1
Orange Park, Duval	1

COVID-19: characteristics of 557,337 Florida resident cases

Data through Aug 13, 2020 verified as of Aug 14, 2020 at 09:25 AM

Data in this report are provisional and subject to change.

The table below includes the cities and counties of residence for cases in Florida residents based on the patient's ZIP Code.

Note that city is not always received as part of the initial notification and may be missing while the case is being investigated.

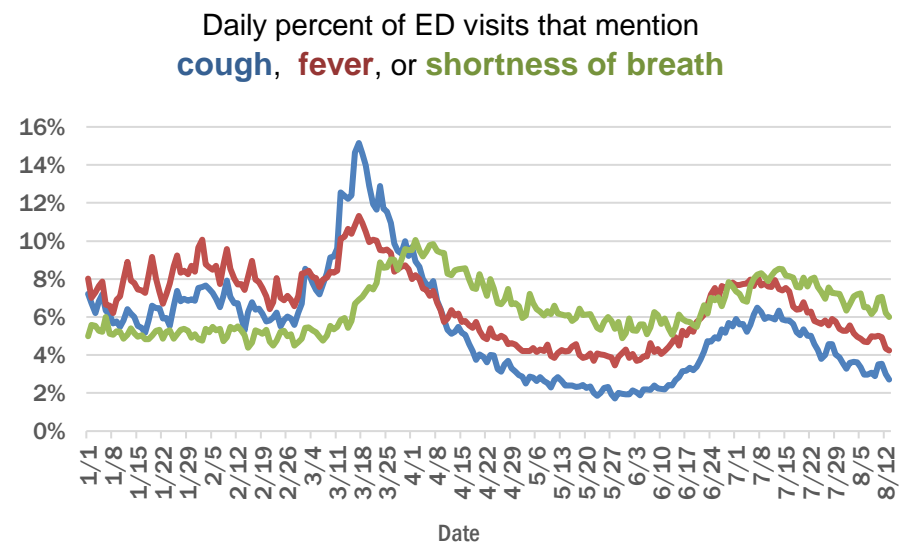
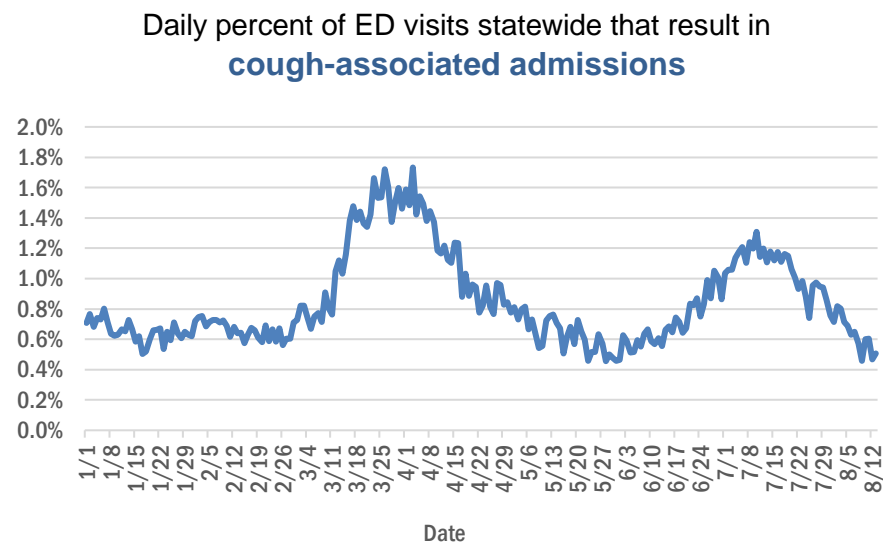
City and county	Cases
Seacrest, Bay	1
Stiamk, Dade	1
Sugarloaf Key, Monroe	1
Port St Luice, Unknown	1
Rices Landing, Dade	1
Pensacola Naval Hospital, Escambia	1
West Hollywood, Broward	1
Unknown Out Of Area, Palm Beach	1
Unknown, Duval	1
Weston, Unknown	1
Winter Springs, Orange	1
Total	557,337

COVID-19: additional surveillance information

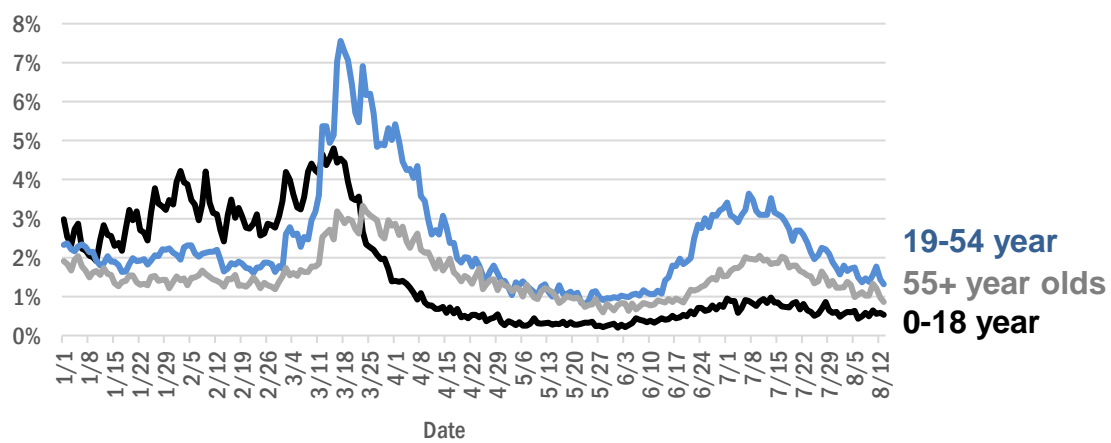
Data through Aug 13, 2020 verified as of Aug 14, 2020 at 09:25 AM

Data in this report are provisional and subject to change.

Statewide emergency department (ED) chief complaint and admission data



Daily percent of ED visits statewide that mention cough by age group



The Electronic Surveillance System for the Early Notification of Community-Based Epidemics (ESSENCE-FL) includes chief complaint data from 211 of 212 Florida EDs. Data are transmitted electronically to ESSENCE-FL daily or hourly.

COVID-19: All Florida residents with test results reported

Data through Aug 13, 2020 verified as of Aug 14, 2020 at 09:25 AM

Data in this report are provisional and subject to change.

The table below includes persons with laboratory results that the Department of Health has received electronically or by mail/fax for Florida residents.

County	Awaiting testing	Inconclusive	Negative	Positive	Percent positive	Total tested
Dade	405	1,849	582,312	141,713	20%	725,874
Broward	145	818	386,820	64,842	14%	452,480
Palm Beach	279	594	251,300	38,226	13%	290,120
Hillsborough	197	470	217,520	33,557	13%	251,547
Orange	457	286	247,467	32,449	12%	280,202
Duval	182	220	191,925	24,050	11%	216,195
Pinellas	16	143	159,311	18,337	10%	177,791
Lee	31	54	99,359	16,882	15%	116,295
Polk	64	105	86,424	15,055	15%	101,584
Collier	189	73	53,500	10,591	17%	64,164
Osceola	145	126	56,125	10,064	15%	66,315
Manatee	12	69	77,981	9,560	11%	87,610
Escambia	7	52	62,157	9,213	13%	71,422
Volusia	90	108	68,058	8,249	11%	76,415
Seminole	56	67	62,788	7,342	10%	70,197
Pasco	117	48	62,712	7,310	10%	70,070
Marion	255	111	47,505	7,016	13%	54,632
Sarasota	14	47	69,534	6,550	9%	76,131
Brevard	18	56	79,648	6,371	7%	86,075
St. Lucie	276	53	38,655	6,102	14%	44,810
Lake	145	86	61,687	5,455	8%	67,228
Leon	34	120	57,052	5,174	8%	62,346
Bay	21	60	23,168	4,646	17%	27,874
Alachua	4	25	69,165	4,426	6%	73,616
Santa Rosa	22	37	25,477	4,089	14%	29,603
Martin	47	37	22,371	3,882	15%	26,290
St. Johns	47	32	38,587	3,838	9%	42,457
Okaloosa	38	44	26,445	3,625	12%	30,114
Clay	14	19	32,448	3,376	9%	35,843
Columbia	5	56	10,955	2,974	21%	13,985
Indian River	52	13	25,257	2,603	9%	27,873
Charlotte	15	31	24,703	2,334	9%	27,068
Suwannee	2	48	7,094	2,186	23%	9,328
Hernando	3	12	17,666	2,146	11%	19,824
Jackson	5	12	10,335	1,992	16%	12,339
Gadsden	6	43	11,357	1,991	15%	13,391
Hendry		19	6,763	1,851	21%	8,633
Citrus	41	9	17,584	1,703	9%	19,296
Monroe	65	12	12,732	1,575	11%	14,319
Putnam	2	15	11,765	1,575	12%	13,355
Highlands	8	11	15,032	1,542	9%	16,585
Sumter	22	17	17,083	1,428	8%	18,528
Desoto	5	7	8,350	1,395	14%	9,752
Walton	1	35	8,565	1,345	14%	9,945
Nassau	33	18	14,035	1,216	8%	15,269
Flagler	5	18	14,399	1,116	7%	15,533
Okeechobee	2	14	5,674	1,089	16%	6,777
Taylor	6	28	4,329	1,066	20%	5,423

COVID-19: All Florida residents with test results reported

Data through Aug 13, 2020 verified as of Aug 14, 2020 at 09:25 AM

Data in this report are provisional and subject to change.

The table below includes persons with laboratory results that the Department of Health has received electronically or by mail/fax for Florida residents.

County	Awaiting testing	Inconclusive	Negative	Positive	Percent positive	Total tested
Baker	35	25	5,088	1,059	17%	6,172
Hardee	2	18	5,389	999	16%	6,406
Washington	12	21	5,447	900	14%	6,368
Lafayette	3	5	1,028	777	43%	1,810
Wakulla	3	35	7,287	747	9%	8,069
Madison	1	11	4,432	735	14%	5,178
Levy	2	10	5,737	732	11%	6,479
Gulf	2	5	4,274	710	14%	4,989
Hamilton	1	2	4,297	624	13%	4,923
Dixie	3	13	3,677	572	13%	4,262
Bradford	1	22	4,184	554	12%	4,760
Holmes	3	7	3,803	514	12%	4,324
Calhoun	1	16	3,678	488	12%	4,182
Union		19	7,630	459	6%	8,108
Jefferson	2	15	2,584	456	15%	3,055
Franklin	4	5	3,589	446	11%	4,040
Glades		1	746	419	36%	1,166
Liberty			2,722	410	13%	3,132
Gilchrist	3	7	3,388	398	10%	3,793
Unknown	1	30	4,406	221	5%	4,657
Total	3,684	6,494	3,584,565	557,337	13%	4,148,396

COVID-19: testing by laboratory

Data through Aug 13, 2020 verified as of Aug 14, 2020 at 09:25 AM

Data in this report are provisional and subject to change.

The numbers in the table below represent the number of Florida and non-Florida residents for whom test results were received by the Department of Health. A person can be tested by more than one laboratory and can have both positive and negative results. **Therefore, the sum of the numbers in each column will be larger than the total number of people tested.**

Reporting lab	Inconclusive	Negative	Positive	Percent positive	Total
LABORATORY CORPORATION OF AMERICA	1,131	706,365	101,974	13%	809,470
QUEST DIAGNOSTICS - TAMPA	5,782	687,535	100,395	13%	793,712
BIO REFERENCE LABORATORIES, INC	5,783	470,369	94,527	17%	570,679
GENETWORX	662	390,627	32,855	8%	424,144
REALTOX LABS LLC	2,521	212,312	38,017	15%	252,850
CURATIVE_LABS	3,313	218,078	22,584	9%	243,975
NORTHWEST LABORATORY	218	116,261	5,995	5%	122,474
ADVENT HEALTH LAB	112	101,296	14,074	12%	115,482
MEDICAL DIAGNOSTIC LABORATORIES	792	81,407	11,577	12%	93,776
KORVALABS, INC	1,023	84,986	4,179	5%	90,188
ELABNETWORK	590	74,419	6,859	8%	81,868
BIOCOLLECTIONS WORLDWIDE, INC	338	58,918	9,651	14%	68,907
MAYO CLINIC LABORATORIES	140	61,381	6,547	10%	68,068
MAKO GENOMICS	3,190	53,442	10,358	15%	66,990
MEMORIAL REGIONAL HOSPITAL SOUTH	18	48,696	12,614	21%	61,328
QUEST DIAGNOSTICS NICHOLS INSTITUTE, INC.	249	52,828	7,148	12%	60,225
BAYCARE LABORATORIES LLC	301	51,798	5,405	9%	57,504
BPHL-JACKSONVILLE	13	44,193	8,234	16%	52,440
SACRED HEART HOSPITAL LABORATORY	2	45,085	5,704	11%	50,791
ORLANDO REG MED CENTER CLINICAL LAB	458	42,860	5,570	11%	48,888
DIATHERIX LABORATORIES		38,998	5,594	13%	44,592
TAMPA GENERAL HOSPITAL	4	38,849	3,062	7%	41,915
TESTING MATTERS INC		36,040	5,000	12%	41,040
UF PATHLABS	33	38,972	1,722	4%	40,727
BPHL-MIAMI	210	31,043	7,243	19%	38,496
ARUP LABORATORIES		32,928	2,382	7%	35,310
VIRACOR-EUROFINS LABORATORIES		26,594	8,447	24%	35,041
JACKSON MEMORIAL HOSPITAL CLINICAL LAB	79	26,762	6,589	20%	33,430
BPHL-TAMPA (SPECTRUM BLVD)	45	24,931	4,238	15%	29,214
AIT LABORATORIES		23,923	2,834	11%	26,757
SHANDS AT THE UNIVERSITY OF FLORIDA	159	24,969	1,436	5%	26,564
Florida_Hospital	33	22,039	3,510	14%	25,582
LAKELAND REGIONAL MEDICAL CENTER	78	21,027	2,552	11%	23,657
ST VINCENT'S MEDICAL CENTER - RIVERSIDE	1	20,467	2,493	11%	22,961
SUNPATH MEDICAL DIAGNOSTICS LABORATORY	113	18,346	3,343	15%	21,802
WALGREENS	10	15,966	2,633	14%	18,609
CAPE CORAL HOSPITAL CLINICAL LABORATORY		14,370	2,878	17%	17,248
NIZNIK LAB CORP	331	11,011	5,003	31%	16,345
BROWARD GENERAL MEDICAL CENTER-CLINICAL LAB	2	14,160	1,979	12%	16,141
SHANDS JACKSONVILLE MEDICAL CENTER INC	31	12,798	1,204	9%	14,033
BAPTIST MEDICAL CENTER JACKSONVILLE	1	13,117	905	6%	14,023
BAPTIST HOSPITAL OF MIAMI CLINICAL LABORATORY	18	11,361	2,564	18%	13,943
STATLAB_MOBILE	1	12,329	1,103	8%	13,433
FLORIDA HOSPITAL - TAMPA	5	11,214	1,163	9%	12,382
CLEVELAND CLINIC HOSPITAL LAB	4	11,132	1,153	9%	12,289
ADVENTHEALTH DAYTONA BEACH	20	11,261	954	8%	12,235
NAPLES COMMUNITY HOSPITAL	24	10,341	1,241	11%	11,606

COVID-19: testing by laboratory

Data through Aug 13, 2020 verified as of Aug 14, 2020 at 09:25 AM

Data in this report are provisional and subject to change.

The numbers in the table below represent the number of Florida and non-Florida residents for whom test results were received by the Department of Health. A person can be tested by more than one laboratory and can have both positive and negative results. **Therefore, the sum of the numbers in each column will be larger than the total number of people tested.**

Reporting lab	Inconclusive	Negative	Positive	Percent positive	Total
SARASOTA MEMORIAL HOSPITAL MAIN LAB	12	10,575	971	8%	11,558
APPLIED INGENUITY DIAGNOSTICS LLC		10,604	725	6%	11,329
ST JOSEPHS HOSPITAL LABORATORY	11	9,834	1,381	12%	11,226
PALMETTO GENERAL HOSPITAL LAB	3	8,432	2,693	24%	11,128
MOUNT SINAI MEDICAL CENTER	6	9,102	1,142	11%	10,250
MILLENNIUM PHYSICIAN GROUP		8,326	1,698	17%	10,024
UNIVERSITY OF MIAMI HOSPITAL	9	7,874	1,607	17%	9,490
INTEGRATED REGIONAL LABORATORIES LLP		7,868	1,494	16%	9,362
NICKLAUS CHILDREN'S HOSPITAL	30	7,406	1,843	20%	9,279
NORTH FLORIDA REGIONAL MEDICAL CENTER		8,337	929	10%	9,266
JFK MEDICAL CENTER LAB	1	7,561	1,475	16%	9,037
SAINT MARY'S MEDICAL CENTER	11	7,480	1,229	14%	8,720
MORTON PLANT HOSPITAL-ADLER INSTITUTE	7	7,951	656	8%	8,614
QUEST NEW ENGLAND	35	7,577	994	12%	8,606
ECCO LAB GROUP CO	271	6,243	1,978	23%	8,492
BRANDON REGIONAL HOSPITAL		7,119	1,353	16%	8,472
TALLAHASSEE MEMORIAL HOSPITAL	23	7,575	754	9%	8,352
JUPITER MEDICAL CENTER LAB	38	7,277	1,027	12%	8,342
SOUTH MIAMI HOSPITAL LAB	12	7,107	1,109	13%	8,228
LABCORP BURLINGTON (LPP)	3	7,844	365	4%	8,212
AKESOGEN		6,818	1,095	14%	7,913
WELLINGTON REGIONAL MED CTR LAB	3	6,443	1,083	14%	7,529
FLORIDA HOSPITAL WATERMAN LABORATORY	15	6,794	564	8%	7,373
INDIAN RIVER MEDICAL CENTER LAB		6,747	454	6%	7,201
PANCARE OF FLORIDA INC		6,595	447	6%	7,042
REAL DIAGNOSTICS	77	6,449	465	7%	6,991
MEMORIAL REGIONAL HOSPITAL CLINICAL LABORATORY	8	6,441	504	7%	6,953
LARKIN COMMUNITY HOSPITAL	10	5,566	1,059	16%	6,635
AEGIS SCIENCES CORPORATION	27	5,671	494	8%	6,192
BAPTIST HOSPITAL OF MIAMI MOLECULAR DIAGNOSTICS	55	5,296	807	13%	6,158
HOMESTEAD HOSPITAL CLINICAL LABORATORY	11	4,728	1,414	23%	6,153
DELRAY MEDICAL CENTER	2	5,375	705	12%	6,082
IMPACT HEALTH BIOMETRIC TESTING, INC	70	5,285	676	11%	6,031
RCA LABORATORY SERVICES, LLC		5,722	274	5%	5,996
ARNOLD PALMER MEDICAL CENTER CLINICAL LAB		5,740	183	3%	5,923
MEMORIAL HOSPITAL JACKSONVILLE	8	4,637	1,232	21%	5,877
LEESBURG REGIONAL MEDICAL CENTER		5,193	644	11%	5,837
ST ANTHONY'S HOSPITAL LAB	10	5,111	699	12%	5,820
OSCEOLA REGIONAL MEDICAL CENTER	1	4,733	959	17%	5,693
WINTER HAVEN HOSPITAL CLINICAL LABORATORY	1	4,730	914	16%	5,645
WEST KENDALL BAPTIST HOSPITAL LABORATORY	3	4,405	1,205	21%	5,613
QUEST DIAGNOSTICS INFECTIOUS DISEASE INC	31	4,188	1,318	24%	5,537
LARKIN COMMUNITY HOSPITAL INC DBA CARDIOTROPIC		2,390	2,971	55%	5,361
ST JOSEPHS HOSPITAL	7	4,478	683	13%	5,168

COVID-19: testing by laboratory

Data through Aug 13, 2020 verified as of Aug 14, 2020 at 09:25 AM

Data in this report are provisional and subject to change.

The numbers in the table below represent the number of Florida and non-Florida residents for whom test results were received by the Department of Health. A person can be tested by more than one laboratory and can have both positive and negative results. **Therefore, the sum of the numbers in each column will be larger than the total number of people tested.**

Reporting lab	Inconclusive	Negative	Positive	Percent positive	Total
GOOD SAMARITAN MEDICAL CENTER LAB	1	4,257	868	17%	5,126
LAWNWOOD REGIONAL MEDICAL CENTER	1	4,258	842	17%	5,101
MEASE COUNTRYSIDE LAB	1	4,524	504	10%	5,029
MARTIN HOSPITAL SOUTH LAB		4,745	273	5%	5,018
ORANGE PARK MEDICAL CENTER	9	3,867	1,052	21%	4,928
BAPTIST MEDICAL CENTER SOUTH		4,518	369	8%	4,887
QUEST DIAGNOSTICS - WEST HILLS	17	4,334	189	4%	4,540
QUEST DIAGNOSTICS NICHOLS INSTITUTE - SJC (ELR)	20	3,871	630	14%	4,521
HALIFAX MEDICAL CENTER LAB	16	3,849	642	14%	4,507
GULF COAST MEDICAL CENTER MICROLAB		3,220	1,207	27%	4,427
BAPTIST HOSPITAL LABORATORY	4	3,622	713	16%	4,339
RUTGERS CLINICAL GENOMICS LABORATORY	9	4,143	183	4%	4,335
WEST FLORIDA HOSPITAL LAB		3,376	953	22%	4,329
WESTSIDE REGIONAL MED CTR	2	3,443	869	20%	4,314
FLORIDA HOSPITAL HEARTLAND MED CTR CLINICAL LAB	1	3,865	445	10%	4,311
BETHESDA HOSPITAL EAST		3,744	530	12%	4,274
WEST BOCA MEDICAL CENTER LAB		3,727	463	11%	4,190
MANATEE MEMORIAL HOSPITAL		3,726	452	11%	4,178
CORAL GABLES HOSPITAL CLINICAL LABORATORY		3,121	1,007	24%	4,128
FLORIDA HOSPITAL WESLEY CHAPEL	1	3,710	363	9%	4,074
Lee Memorial Hospital		3,281	771	19%	4,052
MERCY HOSPITAL A CAMPUS OF PLANTATION GEN HOSP LAB	1	2,886	1,071	27%	3,958
LARGO MEDICAL CENTER		3,413	536	14%	3,949
AVENTURA HOSPITAL LAB		2,904	1,043	26%	3,947
OAK HILL HOSPITAL		3,476	469	12%	3,945
NCH NORTH NAPLES HOSPITAL LAB	3	3,398	540	14%	3,941
PALM BEACH GARDENS MEDICAL CTR LAB		3,508	386	10%	3,894
NORTHWEST MEDICAL CENTER	1	2,942	935	24%	3,878
MEMORIAL HOSPITAL WEST LABORATORY SERVICES	11	3,459	403	10%	3,873
DOCTORS HOSPITAL	2	3,039	821	21%	3,862
DRS CLACK SPENCER WHITE & MCCORMACK PA D/B/A		3,252	538	14%	3,790
ABL MEDICAL CARE LLC		3,278	483	13%	3,761
PALMS WEST HOSPITAL LAB	2	2,877	807	22%	3,686
CORAL SPRINGS MED CTR		3,259	418	11%	3,677
BROWARD HEALTH NORTH CLINICAL LABORATORY		3,136	534	15%	3,670
HEALTH PARK MEDICAL CENTER CLINICAL LAB		2,884	737	20%	3,621
PATIENTS FIRST LAKE ELLA MEDICAL CENTER PA		2,765	852	24%	3,617
NORTH SHORE MEDICAL CENTER		2,781	812	23%	3,593
THE VILLAGES REGIONAL HOSPITAL		3,315	276	8%	3,591
Capital Regional Medical Ctr		2,861	721	20%	3,582
FLORIDA HOSPITAL ZEPHYRHILLS		3,259	275	8%	3,534
BLAKE MEDICAL CENTER		2,865	663	19%	3,528
MOFFITT CANCER CENTER	5	3,459	40	1%	3,504
FLORIDA HOSPITAL FLAGLER	2	3,207	227	7%	3,436
FLORIDA MEDICAL CENTER - A CAMPUS OF NORTH SHORE	2	2,852	559	16%	3,413

COVID-19: testing by laboratory

Data through Aug 13, 2020 verified as of Aug 14, 2020 at 09:25 AM

Data in this report are provisional and subject to change.

The numbers in the table below represent the number of Florida and non-Florida residents for whom test results were received by the Department of Health. A person can be tested by more than one laboratory and can have both positive and negative results. **Therefore, the sum of the numbers in each column will be larger than the total number of people tested.**

Reporting lab	Inconclusive	Negative	Positive	Percent positive	Total
NEW YORK STATE ELR - SUNRISE MEDICAL LABORATORIES		3,288	77	2%	3,365
CLEVELAND CLINIC MARTIN SOUTH HOSPITAL		3,009	305	9%	3,314
FLORIDA HOSPITAL DELAND	3	2,715	578	18%	3,296
BIOCERNA LABS	156	2,387	746	23%	3,289
CARDIOTROPIC LABS	81	2,473	669	21%	3,223
REGIONAL MEDICAL CENTER BAYONET POINT	1	2,899	273	9%	3,173
PLANTATION GENERAL HOSPITAL		2,322	835	26%	3,157
AMERICAN HEALTH ASSOCIATES	7	2,171	967	31%	3,145
BAYFRONT MEDICAL CENTER	11	2,310	811	26%	3,132
FLORIDA HOSPITAL OF CARROLLWOOD		2,653	465	15%	3,118
NEMOURS CHILDRENS HOSPITAL		2,977	74	2%	3,051
MEDICAL CENTER OF TRINITY CLINICAL LABORATORY		2,505	429	15%	2,934
NORTHSIDE HOSPITAL AND HEART INSTITUTE		2,500	414	14%	2,914
QUEST DIAGNOSTICS	3	2,502	327	12%	2,832
LAKE CITY MEDICAL CENTER		2,126	692	25%	2,818
OCALA REGIONAL MEDICAL CENTER		2,472	339	12%	2,811
BOSTON HEART DIAGNOSTICS CORP		2,407	402	14%	2,809
MORTON PLANT-MEASE	1	2,561	204	7%	2,766
EXACT SCIENCES LABORATORIES		2,502	258	9%	2,760
ST JOSEPHS NORTH HOSPITAL LAB		2,395	306	11%	2,701
INFORM DIAGNOSTICS, INC		2,533	154	6%	2,687
BAPTIST MEDICAL CENTER - BEACHES		2,505	177	7%	2,682
DR. P. PHILLIPS HOSPITAL		2,542	95	4%	2,637
IMPERIAL POINT MEDICAL CENTER		2,354	260	10%	2,614
GULF COAST MEDICAL CENTER LAB		2,030	570	22%	2,600
CENTRAL FLORIDA REGIONAL HOSPITAL		2,231	364	14%	2,595
LAKEWOOD RANCH MEDICAL CENTER		2,279	250	10%	2,529
ST LUCIE MEDICAL CENTER		1,945	487	20%	2,432
SOUTH FLORIDA BAPTIST HOSPITAL MICRO	1	1,988	370	16%	2,359
LEON MEDICAL CENTERS LLC		1,821	538	23%	2,359
POINCIANA MEDICAL CENTER		1,688	659	28%	2,347
FULGENT DIAGNOSTICS	69	2,066	163	7%	2,298
SOUTH LAKE HOSPITAL		2,151	89	4%	2,240
MEDCOMP SCIENCES LLC	28	1,292	914	41%	2,234
WESTCHESTER HOSPITAL	14	1,821	395	18%	2,230
VISTA CLINICAL		1,155	1,039	47%	2,194
PHYSICIANS REGIONAL MEDICAL CENTER - PINE RIDGE RD		1,731	419	19%	2,150
BAPTIST MEDICAL CENTER - NASSAU		2,031	109	5%	2,140
UNIVERSITY HOSPITAL AND MEDICAL CENTER		1,538	564	27%	2,102
WEST MARION COMMUNITY HOSPITAL LAB		1,861	227	11%	2,088
FLORIDA HOSPITAL NORTH PINELLAS	5	1,910	153	7%	2,068
UHEALTH CORAL GABLES/LENNAR MED CTR		1,937	103	5%	2,040
ALL CHILDREN'S HOSPITAL LAB		1,855	165	8%	2,020
SOUTH SEMINOLE HOSPITAL LABORATORY		1,922	82	4%	2,004
QUEST DIAGNOSTICS - ATLANTA	3	1,750	234	12%	1,987
WEST PALM HOSPITAL LAB		1,680	306	15%	1,986
NIGHT LITE PEDIATRICS	1	1,514	459	23%	1,974

COVID-19: testing by laboratory

Data through Aug 13, 2020 verified as of Aug 14, 2020 at 09:25 AM

Data in this report are provisional and subject to change.

The numbers in the table below represent the number of Florida and non-Florida residents for whom test results were received by the Department of Health. A person can be tested by more than one laboratory and can have both positive and negative results. **Therefore, the sum of the numbers in each column will be larger than the total number of people tested.**

Reporting lab	Inconclusive	Negative	Positive	Percent positive	Total
ST PETERSBURG GENERAL HOSPITAL		1,388	476	26%	1,864
MEMORIAL HOSPITAL MICRO		1,639	205	11%	1,844
MEMORIAL HOSPITAL- MIRAMAR	10	1,661	144	8%	1,815
FLORIDA HOSPITAL FISH MEMORIAL	1	1,505	300	17%	1,806
HIALEAH HOSPITAL	4	1,331	415	24%	1,750
QUEST DIAGNOSTICS LENEXA	13	1,594	137	8%	1,744
MEASE DUNEDIN HOSPITAL	4	1,563	173	10%	1,740
CITRUS MEMORIAL HOSPITAL LABORATORY		1,608	96	6%	1,704
FORT WALTON BEACH MEDICAL CENTER		1,444	255	15%	1,699
BAPTIST NORTH EMERGENCY CENTER		1,232	466	27%	1,698
ACCESS MEDICAL LABORATORIES		914	775	46%	1,689
ADVENTHEALTH OCALA LABORATORY		1,361	242	15%	1,603
OVIEDO MEDICAL CENTER		1,331	261	16%	1,592
LEE HEALTH COCONUT POINT CLINICAL LAB	1	1,253	305	20%	1,559
MEMORIAL HOSPITAL PEMBROKE	3	1,360	194	12%	1,557
OPTEO LABORATORY		1,505	29	2%	1,534
ANNE BATES LEACH EYE HOSPITAL/ ABLEH MICROBIOLOGY LABORATORY		1,483	37	2%	1,520
DOCTORS HOSPITAL OF SARASOTA CLINICAL LABORATORY		1,351	164	11%	1,515
PALMS OF PASADENA HOSPITAL		1,238	214	15%	1,452
WALGREEN CO	1	1,252	180	13%	1,433
RAULERSON HOSPITAL		1,180	250	17%	1,430
CLEVELAND CLINIC TRADITION HOSPITAL		1,239	167	12%	1,406
ST VINCENT'S MEDICAL CENTER - SOUTHSIDE		1,307	27	2%	1,334
PUTNAM COMMUNITY MEDICAL CENTER		1,129	186	14%	1,315
SOUTH BAY HOSPITAL MICRO		1,081	222	17%	1,303
LOWER KEYS MEDICAL CENTER		1,170	123	10%	1,293
HEALTHQUEST ESOTERICS		700	590	46%	1,290
NONA SCIENTIFIC	1	1,066	193	15%	1,260
P4 CLINICAL, LLC	18	1,055	176	14%	1,249
CLEVELAND CLINIC MARTIN NORTH HOSPITAL		1,078	168	13%	1,246
PHYSICIANS REGIONAL MEDICAL CENTER - COLLIER BLVD	1	943	283	23%	1,227
BARTOW REGIONAL MEDICAL CENTER	1	1,047	178	15%	1,226
BETHESDA HOSPITAL WEST		1,080	136	11%	1,216
QUEST DIAGNOSTICS - MIRAMAR	6	322	884	73%	1,212
CLINICORE		1,112	91	8%	1,203
TWIN CITIES HOSPITAL		1,050	109	9%	1,159
BMCT Molecular Diagnostics Subsection		920	222	19%	1,142
SYNERGY LABORATORIES	3	1,018	75	7%	1,096
LAKESIDE MEDICAL CENTER		713	327	31%	1,040
HIGHLANDS REGIONAL MEDICAL CENTER		855	172	17%	1,027
SACRED HEART-EMERALD COAST		846	166	16%	1,012
VIKOR SCIENTIFIC	2	604	398	40%	1,004
GULF BREEZE HOSPITAL LAB	1	868	130	13%	999
LMHS		901	75	8%	976
ORLANDO VA MEDICAL CENTER		854	122	13%	976
PWN HEALTH	4	648	281	30%	933
QUEST DIAGNOSTICS WOOD DALE	2	852	72	8%	926

COVID-19: testing by laboratory

Data through Aug 13, 2020 verified as of Aug 14, 2020 at 09:25 AM

Data in this report are provisional and subject to change.

The numbers in the table below represent the number of Florida and non-Florida residents for whom test results were received by the Department of Health. A person can be tested by more than one laboratory and can have both positive and negative results. **Therefore, the sum of the numbers in each column will be larger than the total number of people tested.**

Reporting lab	Inconclusive	Negative	Positive	Percent positive	Total
PATIENTS CHOICE LABORATORIES		442	439	50%	881
ENGLEWOOD COMMUNITY HOSPITAL		780	71	8%	851
AVECINA MEDICAL OAKLEAF		489	342	41%	831
UNIVERSITY OF MIAMI HOSPITAL & CLINICS	1	765	54	7%	820
FLORIDA HOSPITAL ORLANDO		745	73	9%	818
BAPTIST EMERGENCY CENTER OAKLEAF		666	151	18%	817
ST VINCENTS CLAY COUNTY		775	24	3%	799
ACCESSDX	6	410	372	47%	788
UHEALTH DEERFIELD BEACH/UMSYLVESTER DEERFIELD BEACH LABORATORY	2	721	37	5%	760
MARINERS HOSPITAL		669	88	12%	757
AVENTUS BIOLABS	1	382	340	47%	723
PATHNOSTICS		75	646	90%	721
BAPTIST HEALTH EMERGENCY CENTER COUNTRY WALK		578	138	19%	716
BAPTIST EMERGENCY CENTER CLAY		599	97	14%	696
CAPSTONE HEALTHCARE		438	233	35%	671
JACKSON HOSPITAL CLINICAL LABORATORY		543	84	13%	627
ADVANCE MEDICAL OF NAPLES			615	100%	615
NONE		281	325	54%	606
PATIENTS FIRST - MAHAN DRIVE		164	427	72%	591
WALGREENS OAKLAND PARK	1	516	67	11%	584
LABCORP RTP	2	51	516	91%	569
VAMC ORLANDO		296	273	48%	569
BARDMOOR LABORATORY	1	483	69	12%	553
NCH HEALTHCARE SYSTEM MICROBIOLOGY LAB		1	552	100%	553
TAMPA COMMUNITY HOSPITAL		379	167	31%	546
LAB24 INC	1		543	100%	544
LEE MEMORIAL HOSPITAL LAB			533	100%	533
NCH NORTHEAST		343	179	34%	522
EGLIN AIRFORCE BASE LAB		478	41	8%	519
AVERO DIAGNOSTICS - IRVING		436	75	15%	511
QUEST DIAGNOSTICS - IRVING	9	315	177	35%	501
DESOTO MEMORIAL HOSPITAL CLINICAL LABORATORY	3	375	110	23%	488
MINUTECLINIC LLC #3703		419	60	13%	479
QUEST	3	96	379	79%	478
Assurance Scientific Laboratories		364	109	23%	473
SOUTHEAST ALABAMA MEDICAL CENT		404	42	9%	446
LUMINUS DIAGNOSTICS		307	135	31%	442
PANCARE OF FLORIDA, INC			439	100%	439
LABCORP	1	128	294	70%	423
HOLY CROSS HOSPITAL LABORATORY			405	100%	405
PHYSICIANS STAT LAB		136	266	66%	402
ORLANDO VETERANS AFFAIRS MEDICAL CENTER		112	280	71%	392
NEW YORK STATE ELR - NORTH SHORE LONG ISLAND JEWISH HEALTH		364	23	6%	387
QUEST DIAGNOSTICS NICHOLS INSTITUTE	5	352	17	5%	374
DYNIX DIAGNOSTICS		187	177	49%	364
NEW YORK STATE ELR - NYU HOSPITALS CENTER CLINICAL LABORATORIES		350	12	3%	362
FLORIDA LABORATORY ANALYSIS		164	196	54%	360

COVID-19: testing by laboratory

Data through Aug 13, 2020 verified as of Aug 14, 2020 at 09:25 AM

Data in this report are provisional and subject to change.

The numbers in the table below represent the number of Florida and non-Florida residents for whom test results were received by the Department of Health. A person can be tested by more than one laboratory and can have both positive and negative results. **Therefore, the sum of the numbers in each column will be larger than the total number of people tested.**

Reporting lab	Inconclusive	Negative	Positive	Percent positive	Total
AVECINA MEDICAL SOUTHSIDE		158	195	55%	353
INFORM DIAGNOSTICS		349	2	1%	351
CLARITY LABS		302	49	14%	351
MEMORIAL PEMBROKE 24/7 CARE CENTER		253	92	27%	345
NEW YORK STATE ELR - LENCO MEDICAL LABORATORY		322	13	4%	335
UAB HIGHLANDS LABORATORY		329	3	1%	332
LAB CORP	1	129	200	61%	330
NORTH FLORIDA PEDIATRICS-TALLAHASSEE		300	24	7%	324
MARTIN MEMORIAL LABORATORY AT ST LUCIE WEST		275	47	15%	322
UNITED CLINICAL LABORATORY LLC		4	316	99%	320
DAVITA LABS		290	26	8%	316
ATLANTIS URGENT CARE		272	41	13%	313
NEW YORK STATE ELR - DEPARTMENT OF CLINICAL LABS		301	5	2%	306
ECCOLAB GROUP	1	75	228	75%	304
MEDARBOR DIAGNOSTICS		1	299	100%	300
JAY HOSPITAL CLINICAL LABORATORY		220	73	25%	293
TALLAHASSEE PRIMARY CARE ASSOCIATES		273	9	3%	282
CORE DIAGNOSTIC LABORATORIES LLC		219	62	22%	281
HOLIDAY CVS LLC		277	4	1%	281
NITE LITE PEDIATRICS		164	91	36%	255
ARCPOINT LABS - FORT MYERS		190	59	24%	249
THERADOC		150	97	39%	247
FLO-MEDILAB SERVICES		80	165	67%	245
GENESIS REFERENCE LABORATORIES		1	244	100%	245
LABCORP TAMPA	1	25	218	89%	244
EXPRESS GENE MOLECULAR DIAGNOSTIC LABORATORY		2	240	99%	242
NCF DIAGNOSTICS & DNA TECHNOLOGIES	10	14	216	90%	240
VETERANS AFFAIRS MEDICAL CENTER LAB		6	233	97%	239
AVECINA MEDICAL JULINGTON		121	116	49%	237
ASSOCIATED PATHOLOGISTS, LLC		186	49	21%	235
BAPTIST MD ANDERSON CANCER CENTER		231	1	0%	232
PHAROS HEALTH		129	95	42%	224
SANTA ROSA MEDICAL CENTER		72	152	68%	224
SUNRISE MEDICAL LABORATORIES		167	56	25%	223
FLAGLER HOSPITAL	4	18	198	90%	220
ASCEND CLINICAL		215	4	2%	219
TENNESSEE DOH - NASHVILLE	2	195	20	9%	217
MEDSCAN LABORATORY INC		136	79	37%	215
BIOCERNA LLC	8	154	50	24%	212
SMA SPECIALITY MEDICAL LAB		61	150	71%	211
UNKNOWN		16	188	92%	204
HOLMES REGIONAL MEDICAL CENTER		3	199	99%	202
HENDRY REGIONAL MEDICAL CENTER		2	200	99%	202
ST CLOUD REGIONAL MEDICAL CENTER		126	75	37%	201
VAMC WEST PALM LAB		5	196	98%	201
ADVENTHEALTH LAB			201	100%	201
SANFORD REFERENCE LAB		180	8	4%	188

COVID-19: testing by laboratory

Data through Aug 13, 2020 verified as of Aug 14, 2020 at 09:25 AM

Data in this report are provisional and subject to change.

The numbers in the table below represent the number of Florida and non-Florida residents for whom test results were received by the Department of Health. A person can be tested by more than one laboratory and can have both positive and negative results. **Therefore, the sum of the numbers in each column will be larger than the total number of people tested.**

Reporting lab	Inconclusive	Negative	Positive	Percent positive	Total
PATHGROUP LABS LLC		90	90	50%	180
NCH HEALTHCARE BONITA		117	62	35%	179
TEMPUS CLINICAL LABORATORY	1	155	22	12%	178
BAY PINES VAMC CLINICAL LABORATORY		4	174	98%	178
JAMES A. HALEY VETERANS MICRO LAB			176	100%	176
HOLIDAY CVS LLC DBA CVS PHARMACY #5154		171	5	3%	176
NEW YORK STATE ELR - NEW YORK PRESBYTERIAN HOSPITAL CUMC CLINICAL		162	13	7%	175
GENESIS MEDICAL LABORATORY MIAMI FL.		78	90	54%	168
FLORIDA WOMAN CARE LABORATORY LLC		145	22	13%	167
BAYA URGENT CARE		3	164	98%	167
LABTECH DIAGNOSTIC		87	79	48%	166
PREMIER MEDICAL LABORATORY SERVICES		1	165	99%	166
MAVERICK LABS		54	110	67%	164
NEW YORK STATE ELR - MOUNT SINAI LABORATORY		154	8	5%	162
NEW YORK STATE ELR - NEW YORK HOSPITAL LABORATORIES	1	152	6	4%	159
QUALITOX LABORATORIES		96	63	40%	159
MARTIN MEMORIAL MEDICAL CENTER LAB		64	93	59%	157
FLORIDA HOSPITAL WAUCHULA		81	72	47%	153
MOLECULAR INFECTIOUS DISEASES		149	4	3%	153
WUESTHOFF REF LABORATORY			152	100%	152
C.W. BILL YOUNG VA MEDICAL CENTER		4	146	97%	150
UAB UNIVERSITY OF ALABAMA HOSPITAL LAB		143	6	4%	149
CENTRA CARE		21	128	86%	149
EUROFINS NTD, LLC		123	25	17%	148
GESSLER CLINIC			144	100%	144
BUREAU OF CLINICAL LABORATORIES		119	23	16%	142
WALGREENS ORLANDO		122	19	13%	141
NEO GENOMICS - FORT MYERS	1	136	4	3%	141
ACUTIS DIAGNOSTICS	1	107	29	21%	137
INTEGRATED REGIONAL LABORATORIES		119	12	9%	131
BAYCARE HEALTH SYSTEM		1	129	99%	130
HOLIDAY CVS LLC DBA CVSPHARMACY #5155		130			130
MEMPHIS PATHOLOGY LABORATORY	1	124	5	4%	130
ASAP LAB LLC		90	38	30%	128
BMHSI-AEL MICROBIOLOGY LABORATORY	2	102	24	19%	128
ST JUDE CHILDREN'S RESEARCH HOSPITAL		111	11	9%	122
ADVENT HEALTH CENTRA CARE: WATERFORD LAKES		81	41	34%	122
LEHIGH REGIONAL MEDICAL CENTER LAB		106	16	13%	122
STEWART REFERENCE LABORATORY		22	99	82%	121
IRL MARKET LAB ALACHUA		89	31	26%	120
ADVENT HEALTH -TAMPA		73	47	39%	120
VAMC BAY PINES		1	117	99%	118
MICROGEN DX		2	116	98%	118
AMERICAN PATHOLOGY PARTNERS		117	1	1%	118
NEW YORK STATE ELR - ENZO CLINICAL LABS INC		117	1	1%	118
AMELIA URGENT CARE		12	104	90%	116
PALM BEACH COUNTY HEALTH DEPT LAB		113	2	2%	115

COVID-19: testing by laboratory

Data through Aug 13, 2020 verified as of Aug 14, 2020 at 09:25 AM

Data in this report are provisional and subject to change.

The numbers in the table below represent the number of Florida and non-Florida residents for whom test results were received by the Department of Health. A person can be tested by more than one laboratory and can have both positive and negative results. **Therefore, the sum of the numbers in each column will be larger than the total number of people tested.**

Reporting lab	Inconclusive	Negative	Positive	Percent positive	Total
ALLIED HEALTH FORT PIERCE		112			112
SACRED HEART HOSPITAL ON THE GULF		62	49	44%	111
ARCPOINT LABS OF WEST PALM BEACH			110	100%	110
ROSEN MEDICAL CENTER		97	13	12%	110
FLORIDA HOSPITAL HEARTLAND MED CTR LAKE PLACID		74	36	33%	110
MEDICAL DIAGNOSTICS LABORATORIES,INC		18	91	83%	109
LEON MEDICAL CENTER		7	102	94%	109
UR MEDICINE LABS- CENTRAL LABORATORY		106	2	2%	108
MILLENNIUM LAB SERVICES			106	100%	106
SPARROW HEALTHCARE	2	1	102	97%	105
FAST TRACK URGENT CARE CENTER		1	101	99%	102
EMERGENCY PHYSICIANS MEDICAL CENTER			102	100%	102
MACDILL AFB HOSPITAL		86	12	12%	98
BAPTIST HEALTH SOUTH FLORIDA		4	91	96%	95
TOM LEE COMMUNITY HEALTH CENTER		5	89	95%	94
DIAGNOSTIC SOLUTIONS		3	90	97%	93
BOCA BIOLISTICS REFERENCE LABORATORY		73	20	22%	93
LABSTAT		2	90	98%	92
USAFSAM/PHE		23	69	75%	92
FLORIDA COMMUNITY HEALTH CENTERS INC			90	100%	90
CENTRACARE		2	87	98%	89
VAMC LAKE CITY		51	38	43%	89
GENETWORKX		15	73	83%	88
ADVENTHEALTH CENTRA CARE OVIEDO		29	58	67%	87
US BIOTEK LABORATORIES		37	50	57%	87
PRIVA PATH LABS			85	100%	85
FAST TRACK URGENT CARE CENTER - CARROLLWOOD			83	100%	83
HEALTH FIRST-HOLMES REGIONAL			83	100%	83
MID-FLORIDA PATHOLOGY		53	28	35%	81
VAMC GAINESVILLE		2	78	98%	80
GARCIA CLINICAL LABORATORY		1	79	99%	80
BIOREFERENCE LABORATORIES		13	67	84%	80
AVERO DIAGNOSTICS		53	24	31%	77
BAYFRONT HEALTH BROOKSVILLE			74	100%	74
MAYO CLINIC LABS - ROCHESTER MAIN CAMPUS		71	1	1%	72
SCIONLAB SERVICES LLC		65	7	10%	72
PACIFIC ANALYTICS			70	100%	70
Highlands Regional Hospital		63	6	9%	69
CENTRAL FLORIDA HEALTH CARE		46	23	33%	69
ARCPOINT LABS OF TAMPA		47	22	32%	69
HOLY CROSS HOSPITAL		1	67	99%	68
DYNAMIC MEDICAL USA			67	100%	67
QPS, LLC		66	1	1%	67
AMELIA EXPRESS CARE		2	65	97%	67
AEL- MEMPHIS		17	50	75%	67
HOSPITAL FOR SPECIAL SURGERY		65	1	2%	66
NAVAL HOSPITAL - JACKSONVILLE		1	62	98%	63

COVID-19: testing by laboratory

Data through Aug 13, 2020 verified as of Aug 14, 2020 at 09:25 AM

Data in this report are provisional and subject to change.

The numbers in the table below represent the number of Florida and non-Florida residents for whom test results were received by the Department of Health. A person can be tested by more than one laboratory and can have both positive and negative results. **Therefore, the sum of the numbers in each column will be larger than the total number of people tested.**

Reporting lab	Inconclusive	Negative	Positive	Percent positive	Total
SOLARIS DIAGNOSTICS		4	59	94%	63
DAVITA LABORATORY SERVICES		48	14	23%	62
ADVENT HEALTH CENTRA CARE LONGWOOD		8	54	87%	62
FLORIDA CLINICAL LABORATORY-BIOREFERENCE LABORATORIES		15	46	75%	61
MORTON PLANT HOSPITAL			60	100%	60
REFUAH HEALTH CENTER LABORATORY		59			59
GENE BY GENE			59	100%	59
FINLAY CLINICAL LABORATORY		24	34	59%	58
MORTON PLANT HOSPITAL/LAB		1	57	98%	58
FISHERMENS HOSPITAL CLINICAL LAB		55	2	4%	57
VA MEDICAL CENTER		7	49	88%	56
NAVY HOSPITAL			55	100%	55
FULGENT GENETICS	1	32	22	40%	55
USA HEALTH UNIVERSITY HOSPITAL CLINICAL LABORATORY		54	1	2%	55
NEW YORK STATE ELR - WADSWORTH HEALTH CENTER		52	3	5%	55
BROWARD HEALTH MEDICAL CENTER		1	53	98%	54
AMERICAN RESEARCH LABS		2	52	96%	54
EXACT SCIENCES LABORATORIES, LLC		10	44	81%	54
LABCORP BIRMINGHAM	1	5	48	89%	54
HEALTHLINK DIAGNOSTIC LABORATORIES		1	53	98%	54
NIGHT LITE PEDIATRICS URGENT CARE		23	30	57%	53
NEW PLANT CITY FAMILY CARE		14	38	73%	52
SARASOTA CO. HEALTH DEPT # 58		40	11	22%	51
BAYCARE LAB		1	49	98%	50
NEW YORK STATE ELR - EMPIRECITY LABORATORIES		42	8	16%	50
CLARITY LAB SOLUTIONS		37	13	26%	50
ARTHREX MEDICAL CENTER		28	21	43%	49
PROVIDENCE HOSPITAL LABORATORY		47	2	4%	49
INTEGRITY LABORATORIES			49	100%	49
SHORELINE PHYSICIAN GROUP			49	100%	49
P4 DIAGNOSTIX LABORATORY NETWORK		1	48	98%	49
MILLENIUM PHYSICIANS GROUP			49	100%	49
ACCU REFERENCE MEDICAL LAB			49	100%	49
ALLSOUTH URGENT CARE			49	100%	49
CLINICAL REFERENCE LABORATORY		45	4	8%	49
HURLBURT FIELD CLINIC		23	25	52%	48
OPTUM LABS LLC		2	46	96%	48
VHA PUBLIC HEALTH REFERENCE LABORATORY- PALO ALTO		27	19	41%	46
H LEE MOFFITT CANCER CENTER MICRO		46			46
Quest Diag Unspecifd		19	26	58%	45
GULF COAST MOLECULAR LABORATORIES		14	31	69%	45
325TH MEDICAL GROUP			45	100%	45
CURATIVE LABS		1	43	98%	44
QUEST TAMPA (NEW YORK ELR)		34	10	23%	44
LABORATORY CORP OF AMERICA	1	21	21	49%	43
EAST MANATEE FAMILY	1		42	98%	43
QUEST DIAGNOSTICS-N ST PETERSBURG-5TH			43	100%	43

COVID-19: testing by laboratory

Data through Aug 13, 2020 verified as of Aug 14, 2020 at 09:25 AM

Data in this report are provisional and subject to change.

The numbers in the table below represent the number of Florida and non-Florida residents for whom test results were received by the Department of Health. A person can be tested by more than one laboratory and can have both positive and negative results. **Therefore, the sum of the numbers in each column will be larger than the total number of people tested.**

Reporting lab	Inconclusive	Negative	Positive	Percent positive	Total
LAB CORP TAMPA			42	100%	42
DOCTOR'S MEMORIAL HOSPITAL		3	39	93%	42
JEFFERY WEINZWEIG		1	41	98%	42
SEBASTIAN RIVER MEDICAL CENTER		12	30	71%	42
STAGEZERO LIFE SCIENCES INC		37	5	12%	42
BALDWIN PEDIATRICS		37	4	10%	41
BAYFRONT HEALTH ER PINELLAS PARK		18	23	56%	41
FLORIDA HOSPITAL NEW SMYRNA		4	37	90%	41
LAB CORP RTP	1	2	38	93%	41
NEW YORK STATE ELR - MONTEFIORE MEDICAL CENTER LABORATORIES - MOSES		34	7	17%	41
FAWCETT MEMORIAL HOSPITAL-LAB		1	39	98%	40
DEPARTMENT OF VETERANS AFFAIRS JAMES A. HALEY VETERANS HOSPITAL			40	100%	40
MIAMI VA HEALTHCARE SYSTEM			40	100%	40
RCA LABORATORY SERVICES -- NEW YORK ELR		10	30	75%	40
AVELLINO LAB USA, INC		38	2	5%	40
SMA SPECIALTY MEDICAL LAB		1	38	97%	39
NEW YORK STATE ELR - KALEIDA HEALTH CENTER FOR LABORATORY		35	4	10%	39
CENTRA CARE -- WATERFORD LAKES		6	33	85%	39
EGLIN REGIONAL MEDICAL CENTER		4	35	90%	39
NORTH FLORIDA PEDIATRICS-LAKE CITY			38	100%	38
NORTH FLORIDA/SOUTH GEORGA VETERANS HEALTH SYSTEM			38	100%	38
LABORATORY SPECIALISTS OF MICHIGAN		1	37	97%	38
BLOCK, NATION, CHASE, AND SMOLEN FAMILY MEDICINE		21	17	45%	38
COASTAL MED URGENT CARE			37	100%	37
CAREMOUNT MEDICAL - PATHOLOGY		36			36
ST. CLOUD MEDICAL GROUP		35			35
TRADITION MEDICAL CENTER LABORATORY		12	23	66%	35
IRL		4	31	89%	35
GENPATH			35	100%	35
UNKNOWN - BAD FACILITY CODE		4	31	89%	35
HEALTH FIRST-PALM BAY			34	100%	34
NEW YORK STATE ELR - QUEST DIAGNOSTICS NICHOLS		32	2	6%	34
ADVENT HEALTH CENTRA CARE		7	27	79%	34
ADVENTHEALTH CENTRA CARE SANFORD		11	23	68%	34
DESOTO MEMORIAL HOSPITAL LAB			33	100%	33
MOBILE INFIRMARY MED CENTER PATH LAB		30	3	9%	33
ST VINCENT'S BIRMINGHAM LABORATORY		33			33
HUNTSVILLE HOSPITAL LABORATORY		25	8	24%	33
MEDICAL DIAGNOSTIC LAB		1	31	97%	32
ANGEL KIDS PEDIATRICS		25	7	22%	32
EXPERTUS LABORATORIES INC		11	21	66%	32
CLINICAL RESEARCH SEQUENCING PLATFORM			31	100%	31
NEW YORK STATE ELR - WHITE PLAINS HOSPITAL CENTER LAB		31			31
ST. MARYS MEDICAL CENTER		1	30	97%	31
FLORIDA MEDICAL CLINIC		3	28	90%	31
QUEST DIAGNOSTICS-VERO BEACH-37TH ST		31			31
FINLAY CLINICAL LABORATORY INC		26	4	13%	30

COVID-19: testing by laboratory

Data through Aug 13, 2020 verified as of Aug 14, 2020 at 09:25 AM

Data in this report are provisional and subject to change.

The numbers in the table below represent the number of Florida and non-Florida residents for whom test results were received by the Department of Health. A person can be tested by more than one laboratory and can have both positive and negative results. **Therefore, the sum of the numbers in each column will be larger than the total number of people tested.**

Reporting lab	Inconclusive	Negative	Positive	Percent positive	Total
NXGEN MDX		18	12	40%	30
QUEST DIAGNOSTICS NICHOLS INSTITUTE- LPP		3	27	90%	30
CAPITAL REGIONAL MEDICAL CENTER		1	29	97%	30
NEW YORK STATE ELR - NEWYORK-PRESBYTERIAN/QUEENS DIAGNOSTIC		28	1	3%	29
THE CENTER FOR URGENT CARE		3	26	90%	29
P4CLINICAL	3	2	24	83%	29
DICKERT		26	3	10%	29
VENICE REGIONAL MEDICAL LAB SERVICES			29	100%	29
INTERLAB		1	27	96%	28
ASSOCIATED CLINICAL LABORATORIES		27	1	4%	28
QUEST DIAGNOSTIC INC	1	3	24	86%	28
NEXT MOLECULAR ANALYTICS		1	27	96%	28
KENDALL REGIONAL MEDICAL CENTER LAB	2		26	93%	28
CHILDREN'S HOSPITAL OF ALABAMA		28			28
LAB PLUS, LLC AT SAINT THOMAS WEST HOSPITAL		20	8	29%	28
LABFIRST - DEPARTMENT OF PATHOLOGY		27	1	4%	28
CAPE CANAVERAL HOSPITAL			27	100%	27
BAYFRONT		21	6	22%	27
RDX BIOSCIENCE,			26	100%	26
SUNCOAST LABS			26	100%	26
MY CLINICAL LAB			26	100%	26
QUEST DIAGNOSTICS INC.			26	100%	26
CDC		17	9	35%	26
DOH-WEST PALM BEACH BRANCH LABORATORY			26	100%	26
SANFORD LABORATORIES		24	2	8%	26
SMA LAB		4	22	85%	26
UNIVERSITY HEALTH SYSTEM INC		22	3	12%	25
QDX PATHOLOGY SERVICES		15	10	40%	25
LABCORP OF AMERICA		11	14	56%	25
GRAVITY DIAGNOSTICS		14	11	44%	25
APP-UNIPATH, LLC		24	1	4%	25
LIFEBRITE	1		23	96%	24
CITRUS MEMORIAL HEALTH SYSTEM LAB		2	22	92%	24
AURORA DIAGNOSTICS BERNHARDT LABORATORIES PATHOLOGY SERVICE		22	2	8%	24
NEW YORK STATE ELR - STONY BROOK UNIVERSITY MEDICAL CENTER		21	3	13%	24
NEW YORK STATE ELR - CATHOLIC HEALTH SYSTEM DEPT LABORATORY		24			24
ST. ANTHONY'S HOSPITAL			24	100%	24
PALM BAY HOSPITAL		1	23	96%	24
GENESIS LABORATORY MANAGEMENT		1	23	96%	24
LABORATORY DYNAMICS		20	3	13%	23
BAY MEDICAL CENTER SACRED HEART HEALTH SYSTEM		4	19	83%	23
POPLAR HEALTHCARE PLLC	1	10	12	52%	23
PRIDE DIAGNOSTICS		20	3	13%	23
CBS LABORATORY		1	22	96%	23
GENESIS DIAGNOSTICS			23	100%	23
GRAVITY DIAGNOSTICS, LLC		8	14	64%	22
CAYUGA MEDICAL CENTER AT ITHACA		19	3	14%	22

COVID-19: testing by laboratory

Data through Aug 13, 2020 verified as of Aug 14, 2020 at 09:25 AM

Data in this report are provisional and subject to change.

The numbers in the table below represent the number of Florida and non-Florida residents for whom test results were received by the Department of Health. A person can be tested by more than one laboratory and can have both positive and negative results. **Therefore, the sum of the numbers in each column will be larger than the total number of people tested.**

Reporting lab	Inconclusive	Negative	Positive	Percent positive	Total
PENNSYLVANIA DEPT OF HEALTH		19	3	14%	22
EGL GENETIC DIAGNOSTICS		1	21	95%	22
ST. JOSEPH'S HOSPITAL NORTH			21	100%	21
NEW YORK STATE ELR - UNIVERSITY HOSPITAL, STONY BROOK SOUTHAMPTON		21			21
PATRICK AIR FORCE BASE		1	20	95%	21
SELECT LABORATORIES MARION COUNTY, LLC.			21	100%	21
WUESTHOFF MEMORIAL HOSPITAL			21	100%	21
LAB			21	100%	21
NXGEN MDX LLC		17	3	15%	20
QUEST INFECTIOUS DISEASE	1	15	4	20%	20
BROWARD HEALTH CORAL SPRINGS EPIDEMIOLOGY DEPT			20	100%	20
MIAMI BEACH COMMUNITY HEALTH CENTER			20	100%	20
VIERA HOSPITAL			20	100%	20
ASSOCIATED PATHOLOGISTS		16	4	20%	20
DIAGNOSTIC LABORATORY OF OKLAHOMA		19	1	5%	20
ST. CLOUD HOSPITAL		20			20
AMMON LABS		10	9	47%	19
PARRISH MEDICAL CENTER		1	18	95%	19
MAYO CLINIC LABS - ROCHESTER SUPERIOR DRIVE		2	17	89%	19
MED HEALTH SERVICES		18	1	5%	19
LECONTE MEDICAL CENTER LAB		15	4	21%	19
VA		15	4	21%	19
FHMG_CTR FOR SENIOR HEALTH		18	1	5%	19
INTERNAL LAB		16	3	16%	19
SARAPATH DIAGNOSTICS			19	100%	19
MOLECULAR DIAGNOSTICS		1	18	95%	19
INTEGRATED REGIONAL LABORATORIES - LARGO			19	100%	19
FIRST CHOICE URGENT CARE			19	100%	19
MOLECULAR TESTING LABS			19	100%	19
ADVENT HEALTH FISH MEMORIAL		2	17	89%	19
NEW YORK STATE ELR - WESTCHESTER MEDICAL CENTER		18			18
MIDWAY SPECIALTY CARE CENTER		10	8	44%	18
INTERCOASTAL MEDICAL GROUP			18	100%	18
WUESTHOFF MEDICAL CENTER-MELBOURNE			18	100%	18
HEALTH FIRST CAPE CANAVERAL HOSPITAL			18	100%	18
VAMC			18	100%	18
PALO ALTO VA MEDICAL CENTER		1	17	94%	18
STONE WASH CLINICAL LABORATORIES		2	16	89%	18
DOCTORS MEMORIAL HOSPITAL		8	10	56%	18
NEW YORK STATE ELR - QUEST DIAGNOSTICS INCORPORATED		14	3	18%	17
ST FRANCIS HOSPITAL		14	3	18%	17
NEW YORK STATE ELR - BROOKDALE UNIVERSITY HOSPITAL		16	1	6%	17
IPSUM DIAGNOSTICS			17	100%	17
WATSON CLINIC LLP SOUTH			17	100%	17
XPRESS WELLNESS URGENT CARE			17	100%	17
CLEVELAND CLINIC FOUNDATION		9	8	47%	17
SUNQUEST		2	15	88%	17

COVID-19: testing by laboratory

Data through Aug 13, 2020 verified as of Aug 14, 2020 at 09:25 AM

Data in this report are provisional and subject to change.

The numbers in the table below represent the number of Florida and non-Florida residents for whom test results were received by the Department of Health. A person can be tested by more than one laboratory and can have both positive and negative results. **Therefore, the sum of the numbers in each column will be larger than the total number of people tested.**

Reporting lab	Inconclusive	Negative	Positive	Percent positive	Total
AMERICAN HEALTH ASSOCIATES OF TAMPA		2	15	88%	17
SEVEN RIVERS REGIONAL MEDICAL CENTER		4	12	75%	16
LABCORP INC		3	13	81%	16
HEALTH FIRST-VIERA HOSPITAL			16	100%	16
FHMG LAKE MARY PEDS		15	1	6%	16
CENTRA CARE CONWAY			16	100%	16
TGH		1	15	94%	16
MADISON CORE LABORATORIES		15	1	6%	16
SUNTREE INTERNAL MEDICINE		16			16
JACKSON HEALTH SYSTEM			16	100%	16
TIDE LABORATORIES		4	11	73%	15
QUEST DIAGNOSTICS NICHOLS INSTITUTE - SJC (LPP)		10	5	33%	15
INTEGRITY LABORATORIES, LLC		5	10	67%	15
QUESTDIAGNOSTICS INCORPORATED		1	14	93%	15
FLORIDA DEPARTMENT OF HEALTH		10	5	33%	15
DIATHERIX		13	2	13%	15
NORTH SHORE UNIVERSITY HOSPITAL LABORATORY		14	1	7%	15
TRUGENX			15	100%	15
NEW YORK STATE ELR - LENOX HILL HOSPITAL		13	2	13%	15
NEW YORK STATE ELR - ROCHESTER GENERAL HOSPITAL LABORATORY		14	1	7%	15
QUEST DIAGNOSTICS INCORPORATED			15	100%	15
CONNECTICUT DEPARTMENT OF HEALTH		14	1	7%	15
NEW YORK STATE ELR - WILSON MEMORIAL REGIONAL MEDICAL CENTER		14	1	7%	15
OUT OF STATE		14			14
CLINICAL PATHOLOGY LABS		1	13	93%	14
BAYFRONT HEALTH SPRING HILL			14	100%	14
WHITE WILSON MEDICAL CENTER CLINIC			14	100%	14
LABCORP - CLEARWATER		3	11	79%	14
SEMINOLE COUNTY HEALTH DEPARTMENT		13	1	7%	14
GOLDEN GATE FAMILY CLINIC			14	100%	14
POARCH BANC CREEK INDIANS TRIBAL HEALTH DEPARTMENT			14	100%	14
MILLENNIUM PHYSICIAN GROUP LCC			14	100%	14
NORTH OKALOOSA MEDICAL CENTER			14	100%	14
HEALTH CENTRAL HOSPITAL			14	100%	14
PARK WEST MEDICAL CENTER		13	1	7%	14
ELLENTON URGENT CARE			13	100%	13
XERA MED RESEARCH			13	100%	13
NORTH FLORIDA PEDIATRICS		1	12	92%	13
AMELIA MEDICAL CARE			13	100%	13
ORLANDO HEALTH		2	11	85%	13
SOUTHEAST FAMILY HEALTHCARE CENTER			13	100%	13
BAPTIST SOUTH MEDICAL CENTER		2	11	85%	13
PRECISION HEALTH SOLUTIONS LAB			13	100%	13
NEW YORK STATE ELR - ERIE COUNTY MEDICAL CTR CLINICAL LABS		13			13
MEDCOMP SCIENCES			13	100%	13
MINUTECLINIC DIAGNOSTIC OF MICHIGAN, PC #8029		13			13
NEW YORK STATE ELR - BRONX LEBANON HOSPITAL-MEDICAL CENTER		12	1	8%	13

COVID-19: testing by laboratory

Data through Aug 13, 2020 verified as of Aug 14, 2020 at 09:25 AM

Data in this report are provisional and subject to change.

The numbers in the table below represent the number of Florida and non-Florida residents for whom test results were received by the Department of Health. A person can be tested by more than one laboratory and can have both positive and negative results. **Therefore, the sum of the numbers in each column will be larger than the total number of people tested.**

Reporting lab	Inconclusive	Negative	Positive	Percent positive	Total
DEPARTMENT OF VETERANS AFFAIRS MEDICAL CENTER			13	100%	13
BROWARD DIALYSIS			12	100%	12
DOH		1	11	92%	12
ADVENTHEALTH PALM COAST			12	100%	12
UVMMC MICROBIOLOGY		12			12
MINI ER AND URGENT CARE			12	100%	12
MAGNOLIA DIAGNOSTIC			12	100%	12
FLORIDA DEPT OF HEALTH		4	8	67%	12
PROTEUS MOLECULAR AND CLINICAL LAB		8	4	33%	12
TOTAL RENAL LABORATORIES INC		7	5	42%	12
ADVANCED URGENT CARE		10	2	17%	12
REDITUS LABORATORIES			12	100%	12
TEN HEALTHCARE		2	10	83%	12
FLORIDA STATE HOSPITAL			12	100%	12
LAKE CITY VETERANS HOSPITAL			12	100%	12
FLORIDA COMMUNITY HEALTH CENTER OF ST. LUCIE			11	100%	11
ST VINCENTS MEDICAL CENTER RIVERSIDE NURSING		1	10	91%	11
BAYFRONT HEALTH PORT CHARLOTTE			11	100%	11
INDIAN RIVER MEDICAL CENTER		11			11
URGENT CARE CURE		1	10	91%	11
AMERICAN ESOTERIC LABORATORIES			11	100%	11
LEON CHD		11			11
NIGHT LITE PEDIATRICS WINTER GARDEN		7	4	36%	11
PATHGROUP			11	100%	11
ESCAMBIA COMMUNITY CLINIC			11	100%	11
BAYCARE OUTREACH LABORATORY SERVICES		1	10	91%	11
UPMC CHAUTAUQUA AT WCA LABORATORY		11			11
DELRAY MEDICAL CENTER LAB			11	100%	11
BOND CLINIC			11	100%	11
NEW YORK STATE ELR - SARATOGA HOSPITAL LABORATORY		11			11
LAB INTERMARKET FACILITY LAB			11	100%	11
FUNGAL REFERENCE LABORATORY		11			11
DEVANSH LAB WERKS INC		9	2	18%	11
TYNDALL AFB			11	100%	11
ORLANDO HEALTH EMERGENCY DEPARTMENT		10			10
PPD		8	2	20%	10
VENICE REGIONAL MEDICAL CENTER			10	100%	10
LAKE BALDWIN CBOC		9	1	10%	10
HIGHLANDS MEDICAL CENTER		10			10
NEW JERSEY DEPARTMENT OF HEALTH COMMUNICABLE DISEASE SERVICE		3	7	70%	10
SELECT REFERENCE LABORATORIES, LLC			10	100%	10
MEDICAL LABORATORY DIAGNOSTICS			10	100%	10
FHMG-FLORIDA HOSPITAL MEDICAL GROUP		5	5	50%	10
NEW YORK STATE ELR - CATHOLIC HEALTH SERVICES REGIONAL LABORATORY		8	2	20%	10
JACKSON NORTH MEDICAL CENTER		1	9	90%	10
BROWARD HEALTH CARE			10	100%	10
PARKWEST MEDICAL CENTER		9	1	10%	10

COVID-19: testing by laboratory

Data through Aug 13, 2020 verified as of Aug 14, 2020 at 09:25 AM

Data in this report are provisional and subject to change.

The numbers in the table below represent the number of Florida and non-Florida residents for whom test results were received by the Department of Health. A person can be tested by more than one laboratory and can have both positive and negative results. **Therefore, the sum of the numbers in each column will be larger than the total number of people tested.**

Reporting lab	Inconclusive	Negative	Positive	Percent positive	Total
NEW YORK STATE ELR - NEW YORK CITY DEPARTMENT OF HEALTH & MENTAL		9	1	10%	10
LABCORP - MIAMI		4	6	60%	10
NADAL PEDIATRICS - VICTORIA STREET (3385)			10	100%	10
PERSONALIZED GENETIC TESTING			10	100%	10
CORE LABORATORY		1	9	90%	10
EAST ALABAMA MEDICAL CENTER LABORATORY		6	3	33%	9
HUNTINGTON HOSPITAL LABORATORY		8	1	11%	9
BAY PINES VA		1	8	89%	9
Diatherix Laboratories, LLC		3	6	67%	9
FLORIDA HOSPITAL LABS			9	100%	9
COASTAL LABORATORIES			9	100%	9
MICHIGAN DEPARTMENT OF HEALTH AND HUMAN SERVICES			9	100%	9
CENTRA CARE - SAND LAKE			9	100%	9
DYNAMIC DNA LAB		1	8	89%	9
LABORATORY OF FLORIDA			9	100%	9
MINUTE CLINIC INCORPORATE		8	1	11%	9
ACADIAN DIAGNOSTIC LABORATORIES		8	1	11%	9
CONSOLIDATED LAB SERVICES		8	1	11%	9
ADVENT HEALTH SEBRING			9	100%	9
NEW YORK STATE ELR - LOURDES HOSPITAL INC		9			9
TPCA CLINICAL LABORATORIES		6	3	33%	9
NEW YORK STATE ELR - GOOD SAMARITAN HOSPITAL LABORATORY		9			9
PROMEDICA LABORATORIES		8	1	11%	9
NEW YORK STATE ELR - VASSAR BROTHERS MEDICAL CENTER LABORATORY		9			9
WESTPAC LABS			9	100%	9
KEYS MEDICAL GROUP			9	100%	9
BAY CARE OCCUPATIONAL CLINIC			9	100%	9
NEW YORK STATE ELR - JAMES J PETERS VA MEDICAL CENTER		6	2	25%	8
SPORTS DRUG TESTING LABORATORY			8	100%	8
BAYCARE LABORATORIES			8	100%	8
X-GENE MOLECULAR LABS		1	7	88%	8
BAYONET POINT MEDICAL CENTER			8	100%	8
GENEUS DIAGNOSTICS			8	100%	8
WOLFSON (USE BAPTIST)			8	100%	8
DOCTOR'S IN HOUSE LAB			8	100%	8
PRATTVILLE BAPTIST HOSPITAL		7	1	13%	8
UMHC/SYLVESTER AT KENDALL		1	7	88%	8
NEW YORK STATE ELR - ST PETER'S BENDER LABORATORY		8			8
NORTH CAROLINA DEPARTMENT OF HEALTH & HUMAN SERVICES			8	100%	8
THE COMMONWEALTH OF MASSACHUSETTS			8	100%	8
KEY PRIMARY CASE			8	100%	8
STATE LAB		1	7	88%	8
ST. JOSEPH HOSPITAL AND HEALTH CARE INC.			8	100%	8
GENEDX		5	3	38%	8
UNIVERSITY OF ALABAMA		8			8
ADVENTHEALTH MEDICAL GROUP		6	2	25%	8
NEW YORK STATE ELR - NORTH CENTRAL BRONX HOSP		7	1	13%	8

COVID-19: testing by laboratory

Data through Aug 13, 2020 verified as of Aug 14, 2020 at 09:25 AM

Data in this report are provisional and subject to change.

The numbers in the table below represent the number of Florida and non-Florida residents for whom test results were received by the Department of Health. A person can be tested by more than one laboratory and can have both positive and negative results. **Therefore, the sum of the numbers in each column will be larger than the total number of people tested.**

Reporting lab	Inconclusive	Negative	Positive	Percent positive	Total
NEW YORK STATE ELR - LABORATORY ALLIANCE OF CENTRAL NEW		7			7
NEW YORK PRESBYTERIAN - ALLEN HOSPITAL		7			7
LEE MEMORIAL HEALTH PARK LAB			7	100%	7
WATSON CLINIC LLP MAIN			7	100%	7
NORTHWELL HEALTH PLAINVIEW HOSPITAL LABORATORY		5	2	29%	7
ST CATHERINE OF SIENA HOSPITAL		7			7
FLORIDA CLINICAL LAB			7	100%	7
NO NAME		5	2	29%	7
SOUTHEAST ALABAMA MEDICAL CENTER			7	100%	7
PENSACOLA PEDIATRICS			7	100%	7
NORTH BAY HOSPITAL			7	100%	7
ST VINCENT'S EAST LABORATORY		6	1	14%	7
SYLVESTER AT PLANTATION LABORATORY		6	1	14%	7
PECONIC BAY MEDICAL CENTER LABORATORY		6	1	14%	7
ROCKLEDGE			7	100%	7
FLORIDA DEPARTMENT OF HEALTH IN HILLSBOROUGH COUNTY			7	100%	7
HEALTHMARK REGIONAL HOSPITAL LAB		3	4	57%	7
CLEVELAND CLINIC			7	100%	7
CANTON-POTSDAM HOSPITAL LABORATORY		7			7
UNIVERSITY HOSPITAL - STONY BROOK EASTERN		7			7
LONGLEAF DIAGNOSTIC LABORATORIES		2	5	71%	7
FLORIDA DEPARTMENT OF HEALTH IN LAKE COUNTY		3	4	57%	7
NEW YORK STATE ELR - HUDSON VALLEY HOSPITAL CENTER LABORATORY		6	1	14%	7
NORTHWEST FLORIDA COMMUNITY HOSPITAL		1	6	86%	7
ORMOND BEACH CENTRA CARE			7	100%	7
BIOFIRE			7	100%	7
DOCTORS MEMORIAL FAMILY MEDICINE			7	100%	7
MINUTECLINIC DIAGNOSTIC OF RHODE ISLAND, LLC #729		6	1	14%	7
BIOCEPT			6	100%	6
ARCHBOLD MEMORIAL HOSPITAL/LAB		3	3	50%	6
BAYCARE MEDICAL GROUP INC			6	100%	6
CREATIVE TESTING SOLUTIONS			6	100%	6
BioReference Laboratories, Inc			6	100%	6
LEE MEMORIAL LAB GULF COAST			6	100%	6
FLORIDA HOSPITAL KISSIMMEE		4	2	33%	6
LONGWOOD FAMILY PRACTICE		6			6
COMMUNITY HEALTH CENTER			6	100%	6
ST JOSEPH HOSPITAL		5	1	17%	6
SHELBY COUNTY HEALTH CARE CORPORATION		4	2	33%	6
PATHOGENIUS LABORATORIES		2	4	67%	6
MICHIGAN DEPARTMENT OF COMMUNITY HEALTH		1	5	83%	6
ADVENTHEALTH CENTRA CARE LAKE MARY		2	4	67%	6
MONTEFIORE NEW ROCHELLE HOSPITAL		6			6
BROOKWOOD BAPTIST MEDICAL CENTER		6			6
NEW YORK STATE ELR - JAMAICA HOSPITAL MEDICAL CENTER		6			6
ACH			6	100%	6
ABBOTT			6	100%	6

COVID-19: testing by laboratory

Data through Aug 13, 2020 verified as of Aug 14, 2020 at 09:25 AM

Data in this report are provisional and subject to change.

The numbers in the table below represent the number of Florida and non-Florida residents for whom test results were received by the Department of Health. A person can be tested by more than one laboratory and can have both positive and negative results. **Therefore, the sum of the numbers in each column will be larger than the total number of people tested.**

Reporting lab	Inconclusive	Negative	Positive	Percent positive	Total
ADVENTHEALTH CENTRA CARE ORMOND BEACH			6	100%	6
ADVENTHEALTH PEDIATRICS/LAKE MARY PEDS		5	1	17%	6
LEE COUNTY HEALTH DEPARTMENT		4	2	33%	6
TRUE HEALTH DIAGNOSTICS		1	5	83%	6
TAMIAMI LAB MILLENIUM			6	100%	6
NEIGHBORHOOD MEDICAL CENTER		6			6
PALM BEACH PATHOLOGY		4	2	33%	6
ADVENTHEALTH CENTRA CARE			6	100%	6
LABCORP NEW PORT RICHEY			6	100%	6
QUOTIENT SCIENCES			6	100%	6
LAB CORP OF AMERICA		2	4	67%	6
STATEN ISLAND UNIVERSITY HOSPITAL-POUCH		6			6
ST ELIZABETH MEDICAL CENTER LABORATORY		6			6
FLORIDA WOMAN CARE LABORATORY			6	100%	6
ADVENTHEALTH ZEPHYRHILLS			5	100%	5
ARNOT OGDEN MEDICAL CENTER LABORATORY		5			5
ADVENT HEALTH CENTRA CARE PALM COAST			5	100%	5
MINUTECLINIC DIAGNOSTIC OF RHODE ISLAND, LLC #1544		5			5
AIM LABORATORIES			5	100%	5
SUNCOAST COMMUNITY HEALTH CENTERS PEDIATRICS		1	4	80%	5
ADVENTHEALTH CENTRA CARE WESLEY CHAPEL			5	100%	5
MANATEE PEDIATRICS			5	100%	5
JFK MEDICAL CENTER NORTH LAB			5	100%	5
ALLIANCE PEDIATRICS			5	100%	5
LAKELAND REGIONAL HEALTH			5	100%	5
Point of Care Testing			5	100%	5
XRL SXF REF LAB		5			5
AEL KNOXVILLE			5	100%	5
DALE MEDICAL CENTER		2	3	60%	5
LABCORP - NAPLES			5	100%	5
ST ANTHONY NORTH			5	100%	5
TALLAHASSEE PRIMARY CARE ASSOC, PA		5			5
SPECIALITY LABORATORIES,INC		4	1	20%	5
UPMC HEALTH SYSTEM		4	1	20%	5
Cleveland Clinic Laboratories		1	4	80%	5
BOCA RATON REGIONAL HOSPITAL LAB			5	100%	5
FLOWERS HOSPITAL		1	4	80%	5
LABCORP DIAGNOSTICS-MIAMI		2	3	60%	5
DOCTOR'S IN HOUSE LABORATORY			5	100%	5
BROWARD COUNTY HEALTH DEPT.			5	100%	5
INTERLACHEN PEDIATRICS		5			5
DOH JACKSONVILLE CENTRAL LABORATORY		3	2	40%	5
BIOTECH			5	100%	5
BOZEMAN HEALTH DEACONESS HOSPITAL		3	2	40%	5
CHEMISYS LABORATORIES			5	100%	5
UNKNOWN LAB			5	100%	5
THE VILLAGES CLINICAL LAB		4	1	20%	5

COVID-19: testing by laboratory

Data through Aug 13, 2020 verified as of Aug 14, 2020 at 09:25 AM

Data in this report are provisional and subject to change.

The numbers in the table below represent the number of Florida and non-Florida residents for whom test results were received by the Department of Health. A person can be tested by more than one laboratory and can have both positive and negative results. **Therefore, the sum of the numbers in each column will be larger than the total number of people tested.**

Reporting lab	Inconclusive	Negative	Positive	Percent positive	Total
COMMUNITY HEALTH NORTHWEST FLORIDA			5	100%	5
FRANCES WARDE MEDICAL LABORATORY		2	3	60%	5
NEW YORK STATE ELR - SOUTHSIDE HOSPITAL NORTHWELL HEALTH LABORATORY		4	1	20%	5
TMH PHYSICIAN PARTNERS - MONTICELLO		5			5
CHILDREN'S HOSPITAL OF PHILADELPHIA		5			5
LEHIGH VALLEY HOSPITAL		3	2	40%	5
LABCORP BURLINGTON CYTO		4	1	20%	5
AMERICAN FAMILY PACE		2	2	50%	4
BAY CARE			4	100%	4
INTERMARKET FACILITY			4	100%	4
EXPRESS TESTING-ONE			4	100%	4
ACHS		2	2	50%	4
FISHERMEN'S HOSPITAL			4	100%	4
QUEST DIAGNOSTIC INC TECHNICAL			4	100%	4
LAWTON CHILES HEALTH CENTER			4	100%	4
NEW HAMPSHIRE DEPARTMENT OF HEALTH AND HUMAN SERVICES		3	1	25%	4
FINLAY C. LABORATORY		3	1	25%	4
BEAUMONT LABORATORY			4	100%	4
ILLINOIS DEPT OF PUBLIC HEALTH LAB - SPRINGFIELD			4	100%	4
STATEN ISLAND UNIVERSITY HOSPITAL		4			4
COLORADO DEPARTMENT OF PUBLIC HEALTH AND ENVIRONMENT			4	100%	4
LINCOLN MEDICAL AND MENTAL HEALTH CENTER		4			4
ASCENSION ST. VINCENT'S PRIMARY CARE			4	100%	4
METRO KNOXVILLE HMA		4			4
GENUS DIAGNOSTICS			4	100%	4
DTR LABS		3	1	25%	4
NEW YORK STATE ELR - SAMARITAN HOSPITAL LABORATORY		4			4
METHODIST MEDICAL CENTER		3	1	25%	4
BAPTIST MEDICAL CENTER EAST		2	2	50%	4
PRECISION LABS LLC		1	3	75%	4
ST VINCENT'S CHILTON		3	1	25%	4
NEWYORK-PRESBYTERIAN/ LAWRENCE HOSPITAL LABORATORY		4			4
PRIMARY CARE OF THE TREASURE COAST			4	100%	4
COMMUNITY HEALTH OF SOUTH FLORIDA			4	100%	4
QUEST DIAGNOSTICS- MELBOURNE			4	100%	4
NICHOLS INSTITUTE QUEST DIAGNOSTICS		2	2	50%	4
OKLAHOMA STATE UNIVERSITY DIAGNOSTIC LAB			4	100%	4
GENUS3		1	3	75%	4
PEDIATRIC HEALTH CARE ALLIANCE			4	100%	4
Covance Central Laboratory			4	100%	4
BAPTIST MEDICAL PLAZA AT DORAL URGENT CARE CENTER		4			4
MEDLOGIC, LLC		1	3	75%	4
THOMAS JEFFERSON UNIVERSITY HOSPITAL		4			4
STATEN ISLAND UNIVERSITY HOSPITAL SEGUINE AVE		4			4
IRL MARKET LAB			4	100%	4
SOUTHWESTERN REGIONAL MEDICAL CENTER - TULSA		4			4
VA GULF COAST VETERANS HEALTH CARE SYSTEM			4	100%	4

COVID-19: testing by laboratory

Data through Aug 13, 2020 verified as of Aug 14, 2020 at 09:25 AM

Data in this report are provisional and subject to change.

The numbers in the table below represent the number of Florida and non-Florida residents for whom test results were received by the Department of Health. A person can be tested by more than one laboratory and can have both positive and negative results. **Therefore, the sum of the numbers in each column will be larger than the total number of people tested.**

Reporting lab	Inconclusive	Negative	Positive	Percent positive	Total
NOAH CLINICAL LABORATORY			4	100%	4
TA LABCORP TAMPA			4	100%	4
MALABAR/ADVENT CENTRA CARE			4	100%	4
DCH REGIONAL MEDICAL CENTER LABORATORY		4			4
DAVITA LABORATORY		4			4
MISSOURI DEPARTMENT OF HEALTH AND SENIOR SERVICES			4	100%	4
NEW YORK STATE ELR - BROOKLYN HOSPITAL CENTER DOWNTOWN CAMPUS		4			4
COVENIENT CARE MEDICAL CLINIC			4	100%	4
METROPOLITAN HOSPITAL CENTER		4			4
SANTA ROSA MEDICAL CENTER CLINICAL LAB		2	1	33%	3
VIRTUA VOORHEES HOSPITAL		3			3
TIMBER RIDGE LABORATORY			3	100%	3
DOH-TAMPA BRANCH LABORATORY (MLK BLVD)			3	100%	3
CALHOUN LIBERTY HOSPITAL			3	100%	3
CENTRA CARE HUNTER'S CREEK			3	100%	3
NORTH BROWARD HOSPITAL DISTRICT HEALTHCARE FOR THE HOMELESS			3	100%	3
WOODHULL MEDICAL AND MENTAL HEALTH CTR		3			3
ACCESS HEALTH CARE		2	1	33%	3
PALMS WEST HOSPITAL			3	100%	3
BAYFRONT HEALTH PUNTA GORDA			3	100%	3
KEY WEST URGENT CARE, INC		3			3
BARONESS ERLANGER HOSPITAL		3			3
PINELLAS COUNTY HEALTH DEPARTMENT		2	1	33%	3
FLORIDA HOSPITAL			3	100%	3
ALACHUA COUNTY HEALTH DEPARTMENT			3	100%	3
AHSE ROP		3			3
EMERGENCY MEDICAL CENTER			3	100%	3
NORTHSHORE UNIVERSITY HEALTHSYSTEM EVANSTON HOSPITAL LAB			3	100%	3
CENTRAL FLORIDA HEALTH CARE INC			3	100%	3
PUBLIC HEALTH LAB		3			3
NAPHCARE, INC.			3	100%	3
PHYSICIANS STAT			3	100%	3
MARSHALL MEDICAL CENTER SOUTH LAB		2	1	33%	3
EISENHOWER ARMY MEDICAL CENTER			3	100%	3
MONTEFIORE ST LUKE'S CORNWALL HOSPITAL		2	1	33%	3
JACKSON SOUTH COMMUNITY HOSPITAL LAB			3	100%	3
PENNSYLVANIA DEPARTMENT OF HEALTH BUREAU OF LABORATORIES			3	100%	3
LAKE WALES MEDICAL CENTER INC			3	100%	3
JOHNS HOPKINS MEDICAL LABORATORIES		1	2	67%	3
GULF COAST MEDICAL GROUP			3	100%	3
RUSKIN HEALTH CENTER			3	100%	3
NEW YORK STATE ELR - ORANGE REGIONAL MEDICAL CENTER LABORATORY		3			3
NORTH NAPLES HOSPITAL RESPIRATORY THERAPY DEPARTMENT			3	100%	3
NORTHERN DUTCHESS HOSPITAL LABORATORY		3			3
BAYCARE OUTREACH LABORATORY HOSPITAL			3	100%	3
QUEST DIAGNOSTIC			3	100%	3
HEALTH CARE LABORATORY SERVICES			3	100%	3

COVID-19: testing by laboratory

Data through Aug 13, 2020 verified as of Aug 14, 2020 at 09:25 AM

Data in this report are provisional and subject to change.

The numbers in the table below represent the number of Florida and non-Florida residents for whom test results were received by the Department of Health. A person can be tested by more than one laboratory and can have both positive and negative results. **Therefore, the sum of the numbers in each column will be larger than the total number of people tested.**

Reporting lab	Inconclusive	Negative	Positive	Percent positive	Total
MHHS All Lab Subsection		3			3
WAKEMED		1	2	67%	3
BIODESIX, INC.		3			3
DORAL URGENT CARE			3	100%	3
BRANCH MEDICAL CLINIC			3	100%	3
WALGREENS #5317		3			3
MIAMI CANCER INSTITUTE			3	100%	3
QUATRACOR PLLC		3			3
SAMARITAN MEDICAL CENTER		3			3
INDIAN RIVER CHD VERO BEACH		2	1	33%	3
CENTRA CARE – LAKE NONA		1	2	67%	3
ILLINOIS DEPARTMENT OF PUBLIC HEALTH			3	100%	3
WESLEY CHAPEL INTERNAL MEDICINE AND PEDIATRICS			3	100%	3
JOE DIMAGGIO CHILDREN'S HOSPITAL		1	2	67%	3
NEW YORK STATE ELR - LONG ISLAND JEWISH MED CTR		3			3
NEW YORK STATE ELR - JACOBI MEDICAL CENTER		3			3
INGENIOUS PERSONALIZED MEDICINE		3			3
VIRGINIA DIVISION OF CONSOLIDATED LABORATORIES			3	100%	3
CORAL GABLES HOSPITAL			3	100%	3
FAMILY HEALTH CENTERS OF SWF LABS			3	100%	3
VA OUTPATIENT			3	100%	3
SOUTH GEORGIA MEDICAL CENTER			3	100%	3
ST LUKES HOSPITAL LABORATORY		2	1	33%	3
PREMIER LABORATORY SERVICES, LLC			2	100%	2
QUEST ELR		2			2
Cleveland Clinic Weston			2	100%	2
CVS PHARMACY, INC DBA CVS/PHARMACY #10581		2			2
OHIO STATE UNIVERSITY MEDICAL CENTER			2	100%	2
HEALTHQUEST LABORATORIES			2	100%	2
EXOSOME DIAGNOSTICS		2			2
NEBRASKA MEDICAL CENTER			2	100%	2
MINUTE CLINIC LLC #2216		2			2
SHELBY BAPTIST MEDICAL CENTER			2	100%	2
BAY CARE LAB SERVICES/ST. ANTHONY'S HOSPITAL			2	100%	2
GEISINGER MEDICAL CENTER		2			2
CELERION			2	100%	2
DEACONESS HOSPITAL			2	100%	2
NOT INDICATED			2	100%	2
SSM HEALTH ST LOUIS MICROBIOLOGY LABORATORY		1	1	50%	2
UNIVERSITY OF KANSAS MEDICAL CENTER			2	100%	2
MIDMICHIGAN MEDICAL CENTER			2	100%	2
UNIVERSITY OF MIAMI			2	100%	2
IOWA DEPARTMENT OF PUBLIC HEALTH			2	100%	2
PHYSICIANS LABORATORY SERVICES			2	100%	2
MADISON COUNTY MEMORIAL HOSP		1	1	50%	2
LAKE MARY KIDS CENTRA CARE			2	100%	2
MEMORIAL SLOAN KETTERING CANCER CENTER		1	1	50%	2

COVID-19: testing by laboratory

Data through Aug 13, 2020 verified as of Aug 14, 2020 at 09:25 AM

Data in this report are provisional and subject to change.

The numbers in the table below represent the number of Florida and non-Florida residents for whom test results were received by the Department of Health. A person can be tested by more than one laboratory and can have both positive and negative results. **Therefore, the sum of the numbers in each column will be larger than the total number of people tested.**

Reporting lab	Inconclusive	Negative	Positive	Percent positive	Total
NLC LABS			2	100%	2
TALLAHASSEE MEMORIAL HEALTHCARE FAMILY MED RESIDENCY			2	100%	2
OHIO DEPARTMENT OF HEALTH LABORATORY		2			2
NEW YORK STATE DEPARTMENT OF HEALTH		1	1	50%	2
CONSOLIDATED LABORATORY SERVICES			2	100%	2
CONEMAUGH MEMORIAL MEDICAL CENTER		2			2
NORTH DAKOTA DEPT OF HEALTH MICROBIOLOGY			2	100%	2
ALTRU DIAGNOSTICS INC			2	100%	2
COLLIER COUNTY HEALTH DEPT.			2	100%	2
NEW YORK STATE ELR - NEW YORK PRESBYTERIAN-LOWER MANHATTAN		2			2
NEW YORK STATE ELR - LONG ISLAND JEWISH VALLEY STREAM		2			2
ROCKEFELLER UNIVERSITY CLINICAL GENOMICS LABORATOR		2			2
OMNICARE PHARMACY OF TEXAS 1, LP DBA OMNICARE		2			2
CAPTAIN JAMES A. LOVELL FEDERAL HEALTHCARE CENTER			2	100%	2
GALEN BAYLOR EXTENSION		2			2
QUEENS HOSPITAL CENTER		2			2
LABCORP RARITAN		2			2
ALABAMA DEPARTMENT OF PUBLIC HEALTH			2	100%	2
LABCORP - LEESBURG			2	100%	2
MAYO			2	100%	2
UNIVERSITY OF CHICAGO MEDICAL CENTER LAB			2	100%	2
JOHNSON CITY MEDICAL CENTER		1	1	50%	2
POINT WASHINGTON MEDICAL CLINIC			2	100%	2
UNIVERSITY HOSPITAL			2	100%	2
ERIE COUNTY MEDICAL CTR CLINICAL LABS		2			2
MEDRITE			2	100%	2
THOMAS LANGLEY			2	100%	2
QUEST DIAGNOSTICS INCORPORATED			2	100%	2
TREE HOUSE PEDIATRICS		2			2
BIO-REFERENCE LABORATORIES			2	100%	2
HEALTH FIRST IBM-UX			2	100%	2
PREMIER MEDICAL LABORATORY			2	100%	2
LABCORP - OHIO			2	100%	2
FLORIDA CLINICAL LABORATORY INC			2	100%	2
LINCOLN DIAGNOSTIC LAB		2			2
MONROE COUNTY HOSPITAL		2			2
QUEST DIAGNOSTICS-OCALA-SE 3RD		2			2
SPARROW CENTRAL LAB			2	100%	2
JOHN D. ARCHBOLD MEM. HOSPITAL			2	100%	2
TANNER MEDICAL CENTER EAST AL		2			2
BAYFRONT MEDICAL			2	100%	2
SARASOTA MEMORIAL MEDICAL URGENT CARE CENTER			2	100%	2
BFT LAB			2	100%	2
ALLIANCE LABS @LRMC			2	100%	2
NOVANT HEALTH INPATIENT CARE			2	100%	2
LEESBURG REGIONAL MEDICAL CENTER		1	1	50%	2
OMNI			2	100%	2

COVID-19: testing by laboratory

Data through Aug 13, 2020 verified as of Aug 14, 2020 at 09:25 AM

Data in this report are provisional and subject to change.

The numbers in the table below represent the number of Florida and non-Florida residents for whom test results were received by the Department of Health. A person can be tested by more than one laboratory and can have both positive and negative results. **Therefore, the sum of the numbers in each column will be larger than the total number of people tested.**

Reporting lab	Inconclusive	Negative	Positive	Percent positive	Total
BIRMINGHAM VAMC		1	1	50%	2
RUSH UNIVERSITY MEDICAL CENTER LABORATORY			2	100%	2
ADVANCED MEDICAL CARE			2	100%	2
SCDHEC BUREAU OF LABORATORIES			2	100%	2
EXECUTIVE MEDICAL SERVICES		2			2
VERMONT DEPARTMENT OF HEALTH LABORATORY		1	1	50%	2
ST CHARLES HOSPITAL LABORATORY		2			2
KETTERING HEALTH			2	100%	2
INTERNAL MEDICINE ASSOCIATES-DUNELLON			2	100%	2
WATAUGA MEDICAL CENTER		1	1	50%	2
UC CORAL GABLES			2	100%	2
GUTHRIE MEDICAL GROUP LABORATORIES		2			2
ADVANCED URGENT CARE CENTER OF THE UPPER KEYS			2	100%	2
UNIVERSITY OF WASHINGTON MEDICAL CENTER			2	100%	2
GEORGIA DEPARTMENT OF PUBLIC HEALTH			2	100%	2
HOME ACCESS HEALTH			2	100%	2
ST. JOSEPH REGIONAL MEDICAL CENTER			2	100%	2
VRL EUROFINIS			2	100%	2
JACKSON LABORATORY OF GENOMIC MEDICINE		2			2
NEW YORK STATE ELR - GLENS FALLS HOSPITAL DEPARTMENT OF PATHOLOGY		2			2
LABCORP PHOENIX			2	100%	2
VIRTUA MEMORIAL HOSPITAL BURLINGTON COUNTY			2	100%	2
TREASURE COAST COMMUNITY HEALTH			2	100%	2
ST PETERSBURG PEDIATRICS-EAST BAY			2	100%	2
ENGLEWOOD HOSPITAL AND MEDICAL CENTER			2	100%	2
HEART OF FLORIDA HMA			2	100%	2
UK HEALTHCARE			2	100%	2
UCLA HEALTHCARE CLINICAL LABS			2	100%	2
NEW YORK STATE ELR - COLUMBIA MEMORIAL HOSPITAL LABORATORY		2			2
MONTANA PUBLIC HEALTH LAB			2	100%	2
NEW YORK STATE ELR - BELLEVUE HOSPITAL CENTER DEPARTMENT		2			2
WHOLE CHILD PEDIATRICS			2	100%	2
ADVENTHEALTH CENTRA CARE APOPKA			2	100%	2
BIO-TECH CLINICAL LABORATORIES			2	100%	2
CVS PHARMACY, INC DBA CVS/PHARMACY #5685		2			2
VIGILINT HEALTHCARE		1	1	50%	2
MINUTECLINIC DIAGNOSTIC OF RHODE ISLAND, LLC #590		2			2
OKLAHOMA STATE DEPARTMENT OF HEALTH-PUBLIC HEALTH LABORATORY			2	100%	2
NOVANT HEALTH GOHEALTH URGENT CARE-HARRISBURG			2	100%	2
UNIVERSITY HOSPITAL OF BROOKLYN		2			2
DOCTOR'S IN-HOUSE LAB/COMMUNITY HEALTH CENTERS OF PINELLAS -PINELLAS P			2	100%	2
MAILBOX DIAGNOSTICS		1	1	50%	2
BETH ISRAEL DEACONESS MEDICAL CENTER			2	100%	2
ONslow MEMORIAL HOSPITAL LABORATORY		2			2
NEW YORK STATE ELR - AUBURN COMMUNITY HOSPITAL		2			2
URGENT CARE TCMA			2	100%	2
UT MEMPHIS UNIVERSITY HEALTH SERVICES			2	100%	2

COVID-19: testing by laboratory

Data through Aug 13, 2020 verified as of Aug 14, 2020 at 09:25 AM

Data in this report are provisional and subject to change.

The numbers in the table below represent the number of Florida and non-Florida residents for whom test results were received by the Department of Health. A person can be tested by more than one laboratory and can have both positive and negative results. **Therefore, the sum of the numbers in each column will be larger than the total number of people tested.**

Reporting lab	Inconclusive	Negative	Positive	Percent positive	Total
SIGNATURE CARE PFLUGERVILLE			2	100%	2
FLORIDA HEALTH CARE PLANS			2	100%	2
NEW YORK STATE ELR - ERIE COUNTY PUBLIC HEALTH CLINICAL		2			2
AMEERAH LABS			2	100%	2
ALVERNO CLINICAL LABORATORIES			2	100%	2
AMERICAN FAMILY CARE- ORANGE BEACH			2	100%	2
AMERICAN MEDICAL LABORATORIES			2	100%	2
QUEST DIAGNOSTICS-OCALA-SW HIGHWAY 200		2			2
SHARP MEMORIAL HOSPITAL MICROBIOLOGY DEPT			2	100%	2
LABCORP - STUART		1	1	50%	2
FCHC (OB)-DARWIN SQUARE CTR.			2	100%	2
LEGACY LABORATORY SERVICES			2	100%	2
RICHMOND UNIVERSITY MEDICAL CENTER		1	1	50%	2
CONNECTDX			2	100%	2
SANFORD SOUTH UNIVERSITY		1			1
DUKE HEALTH REGIONAL HOSPITAL			1	100%	1
CQUENTIA NGS, LLC			1	100%	1
ELITE CARE			1	100%	1
WARD MEMORIAL HOSPITAL		1			1
PARKWAY REGIONAL MEDICAL CENTER LAB			1	100%	1
UNC HOSPITAL/MCLENDON CLINICAL LABORATORIES			1	100%	1
DHEC - S.C PUBLIC HEALTH LAB			1	100%	1
VA HOSPITAL PATH & LAB			1	100%	1
SUNRISE DIAGNOSTIC LABORATORY			1	100%	1
BAPTIST HEALTH MEDICAL CENTER			1	100%	1
DOCS URGENT CARE			1	100%	1
URGENT CARE WEST CLINIC			1	100%	1
CGH MEDICAL CENTER			1	100%	1
VA OUT PATIENT CENTER			1	100%	1
ST. MARY MEDICAL CENTER		1			1
WEST			1	100%	1
ATHENS LIMESTONE HOSPITAL		1			1
AMD			1	100%	1
SPECTOR SCIENTIFIC LAB			1	100%	1
BAPTIST HEALTH URGENT CARE AT KENDALL LAKES			1	100%	1
CBC LAB			1	100%	1
SKY RIDGE MEDICAL CENTER - MICRO			1	100%	1
VIRACOR			1	100%	1
CAROLINAS HEALTHCARE SYSTEM LAB			1	100%	1
SOUTHEAST GEORGIA HEALTH SYSTEM			1	100%	1
RIVERSIDE METHODIST HOSPITAL LAB			1	100%	1
VIDANT MEDICAL CENTER			1	100%	1
Viracor Eurofins			1	100%	1
BERKSHIRE MEDICAL CENTER			1	100%	1
UTMB PATHOLOGY CLINICAL SERVICES LABORATORY			1	100%	1
WILMINGTON VA MEDICAL CENTER			1	100%	1
EDGAR PRICE FAMILY & CHILDREN HEALTHCARE CENTER			1	100%	1

COVID-19: testing by laboratory

Data through Aug 13, 2020 verified as of Aug 14, 2020 at 09:25 AM

Data in this report are provisional and subject to change.

The numbers in the table below represent the number of Florida and non-Florida residents for whom test results were received by the Department of Health. A person can be tested by more than one laboratory and can have both positive and negative results. **Therefore, the sum of the numbers in each column will be larger than the total number of people tested.**

Reporting lab	Inconclusive	Negative	Positive	Percent positive	Total
VITAE DIAGNOSTICS			1	100%	1
THE CHILDREN'S HOSPITAL OF PHILADELPHIA		1			1
ST. LUKE'S HOSPITAL - BETHLEHEM CAMPUS		1			1
SUNY AT STONY BROOK			1	100%	1
WASHINGTON STATE DEPARTMENT OF HEALTH PUBLIC HEALTH LABORATORIES			1	100%	1
ST. LUCIE COUNTY HEALTH DEPARTMENT		1			1
HARLEM HOSPITAL CENTER		1			1
US LABORATORIES			1	100%	1
HIGHLANDS CLINICAL LABORATORY			1	100%	1
WELLOW URGENT CARE		1			1
WELLINGTON WEST 100176			1	100%	1
BAYSHORE LABORATORY			1	100%	1
VISITING PHYSICIANS ASSOCIATION LABORATORY		1			1
TUFTS MEDICAL CENTER			1	100%	1
ADVANCED URGENT CARE OF MARATHON			1	100%	1
WEST PACIFIC MEDICAL LABORATORY			1	100%	1
JOHN D. ARCHBOLD MEMORIAL HOSPITAL			1	100%	1
KANSAS DEPARTMENT OF HEALTH			1	100%	1
WILLIAM A HINTON STATE LABORATORY INSTITUTE			1	100%	1
TRINITAS REGIONAL MEDICAL CENTER			1	100%	1
Walker BaptistMedCtr			1	100%	1
TEXAS DEPARTMENT OF STATE HEALTH SERVICES			1	100%	1
TENNESSEE DOH - KNOXVILLE			1	100%	1
UNITED HEALTHCARE			1	100%	1
AZALEA HEALTH			1	100%	1
EXCEL URGENT CARE OF NJ			1	100%	1
ST.ELIZABETH HEALTH CENTER	1				1
THE HEART HOSPITAL BAYLOR PLANO			1	100%	1
UNITED CLINICAL LABORATORIES			1	100%	1
CLEVELAND CLINIC OHIO LABORATORIES			1	100%	1
SEA LEVEL LABS			1	100%	1
UNITED LABORATORY SERVICE			1	100%	1
YORK HOSPITAL - LABORATORY			1	100%	1
TIEHH BIOTERRORISM RESPONSE LAB			1	100%	1
TRUMAN MEDICAL CENTER - HOSPITAL HILL			1	100%	1
ST JOSEPHS CHILDRENS HOSPITAL OUTREACH			1	100%	1
UNKNOWN - MI			1	100%	1
VA OUTPATIENT CLINIC			1	100%	1
BAPTIST ER TOWN CTR			1	100%	1
UNIVERSITY HOSPITALS OF CLEVELAND			1	100%	1
UNIVERSITY OF MISSOURI HEALTH CARE			1	100%	1
ST FRANCIS			1	100%	1
VALLEY HOSPITAL MEDICAL CENTER		1			1
DSI LABORATORIES-NAPLES-7TH			1	100%	1
UW HOSPITAL AND CLINICS			1	100%	1
VELOCITY CARE			1	100%	1
UF KANAPAHA LAB BEAKER		1			1

COVID-19: testing by laboratory

Data through Aug 13, 2020 verified as of Aug 14, 2020 at 09:25 AM

Data in this report are provisional and subject to change.

The numbers in the table below represent the number of Florida and non-Florida residents for whom test results were received by the Department of Health. A person can be tested by more than one laboratory and can have both positive and negative results. **Therefore, the sum of the numbers in each column will be larger than the total number of people tested.**

Reporting lab	Inconclusive	Negative	Positive	Percent positive	Total
SV MOBILE HEALTH			1	100%	1
THE UNIVERSITY OF VERMONT MEDICAL CENTER		1			1
BMC/JACSONVILLE		1			1
UNK			1	100%	1
UNIVERSITY OF FLORIDA			1	100%	1
State Lab Unspecifd			1	100%	1
NORTHSIDE HOSPITAL DULUTH			1	100%	1
NORTHWESTERN MEMORIAL HOSPITAL			1	100%	1
ONEIDA HEALTHCARE CENTER		1			1
CELEBRATION HOSPITAL			1	100%	1
COCOA BEACH/ADVENT CENTRA		1			1
CFCH - FROSTPROOF			1	100%	1
NEW YORK STATE ELR - MONTEFIORE MEDICAL CENTER LABORATORIES - WEILER			1	100%	1
BAPTIST HEALTH EXPRESS CARE AT KEY BISCAVNE			1	100%	1
SMITH KLINE			1	100%	1
SONIC REFERENCE LABORATORY			1	100%	1
BAYCARE MEDICAL GROUP			1	100%	1
CALIFORNIA PUBLIC HEALTH LABORATORY			1	100%	1
HEALTH ALLIANCE			1	100%	1
BIOMERIEUX			1	100%	1
ORMC-ARDEN/EOI			1	100%	1
PATHLINE			1	100%	1
JAMES A. HALEY VETERANS' HOSPITAL			1	100%	1
DEPARTMENT OF HEALTH AND HUMAN SERVICES DIVISION OF BEHAVIORAL HEALTH		1			1
FORT SANDERS REGIONAL LABORATORY		1			1
FLORIDA HOSPITAL ALTAMONTE			1	100%	1
INTERMOUNTAIN MEDICAL CENTER			1	100%	1
MHS LAB		1			1
BARDMOOR LABORATORY			1	100%	1
MOLECULAR PATHOLOGY LABORATORY			1	100%	1
MCH PHYSICIANS GROUP			1	100%	1
INDIAN RIVER CLINICAL LABORATORY, INC.		1			1
LABCORP-CRYSTAL RIVER			1	100%	1
Lourdes Hospital			1	100%	1
WEST KENDALL HOSPITAL			1	100%	1
WEST VIRGINIA UNIVERSITY HOSPITALS			1	100%	1
FLORIDA HOSPITAL LAB			1	100%	1
VA HOSPITAL			1	100%	1
GIFFORD MEMORIAL HOSPITAL		1			1
UNIVERSITY LAB			1	100%	1
VA GREATER LOS ANGELES HEALTH CARE SYSTEM			1	100%	1
DOC SMILEY'S URGENT CARE			1	100%	1
DELAWARE DIAGNOSTICS LABS			1	100%	1
LABCORP - ORLANDO		1			1
INTERMOUNTAIN CENTRAL LAB			1	100%	1
FLORIDA DEPARTMENT OF HEALTH PALM BEACH COUNTY			1	100%	1
GENETRAIT LABORATORIES			1	100%	1

COVID-19: testing by laboratory

Data through Aug 13, 2020 verified as of Aug 14, 2020 at 09:25 AM

Data in this report are provisional and subject to change.

The numbers in the table below represent the number of Florida and non-Florida residents for whom test results were received by the Department of Health. A person can be tested by more than one laboratory and can have both positive and negative results. **Therefore, the sum of the numbers in each column will be larger than the total number of people tested.**

Reporting lab	Inconclusive	Negative	Positive	Percent positive	Total
FLORIDA CLINICAL LABORATORY - BIOREFERENCE LABORATORIES			1	100%	1
GRAND VIEW HOSPITAL			1	100%	1
SUNY UPSTATE MEDICAL UNIVERSITY			1	100%	1
ADVANCED LABORATORY SERVICES			1	100%	1
ST. VINCENT HOSPITAL			1	100%	1
ARNOLD PALMER HOSPITAL LABORATORY			1	100%	1
SPRING HILL REGIONAL HOSPITAL			1	100%	1
ARKANSAS DEPARTMENT OF HEALTH			1	100%	1
TAMPA		1			1
TIMPANOGOS REGIONAL HOSPITAL			1	100%	1
UAB			1	100%	1
STANLY REGIONAL MEDICAL CENTER			1	100%	1
SANFORD REGIONAL HOSPITAL WORTHINGTON		1			1
SENTARA NORFOLK GENERAL HOSPITAL CENTRAL LAB			1	100%	1
SOUTHWEST FLORIDA DIVISION LAB			1	100%	1
LABCORP - JACKSONVILLE			1	100%	1
SOUTHWEST REGIONAL PCR LABORATORY			1	100%	1
LABCORP - LADY LAKE			1	100%	1
LABCORP - PALM BEACH GARDENS			1	100%	1
SOUTH LAKE FAMILY HEALTH CENTER			1	100%	1
HANCOCK REGIONAL HOSPITAL		1			1
GSM OCED Subsection			1	100%	1
GEORGE SAFRAN MD PC		1			1
DOCTOR'S IN-HOUSE LAB/COMMUNITY HEALTH CENTERS OF PINELLAS - JOHNNIE R			1	100%	1
DOCTOR'S WALK-IN CLINIC / QUEST DIAGNOSTICS			1	100%	1
DALLAS MEDICAL CENTER			1	100%	1
MEDICAL CENTER AT OCEAN REEF			1	100%	1
AFFILIATED LABORATORIES INC			1	100%	1
ETHOS LABORATORIES		1			1
MARION COUNTY HEALTH DEPARTMENT			1	100%	1
NORTH CAROLINA STATE LABORATORY OF PUBLIC HEALTH, SPECTRUM LAB NETWORK			1	100%	1
NORTH RIVER FAMILY HEALTH CENTER			1	100%	1
ORANGE COUNTY HEALTH DEPT			1	100%	1
JEFFERSON COUNTY HEALTH DEPARTMENT-MONTICELLO		1			1
KETTERING MEDICAL CENTER			1	100%	1
NEW YORK CITY DEPARTMENT OF HEALTH			1	100%	1
KENTUCKY CABINET FOR HEALTH AND FAMILY SERVICES			1	100%	1
ADVENTIST HINSDALE HOSPITAL LABORATORY			1	100%	1
PRISMA HEALTH TUOMEY LABORATORY			1	100%	1
QUEST - HOUSTON LAB			1	100%	1
PERDIDO URGENT CARE			1	100%	1
ISLAND COAST PEDIATRICS		1			1
MEDICAL CENTER ENTERPRISE			1	100%	1
PEDIATRIC HEALTHCARE ALLIANCE			1	100%	1
ACL LABORATORIES INDUSTRIAL TOXICOLOGY			1	100%	1
HOUSTON HEALTH DEPARTMENT - BUREAU OF LABORATORY SERVICES			1	100%	1
HOLY NAME MEDICAL CENTER		1			1

COVID-19: testing by laboratory

Data through Aug 13, 2020 verified as of Aug 14, 2020 at 09:25 AM

Data in this report are provisional and subject to change.

The numbers in the table below represent the number of Florida and non-Florida residents for whom test results were received by the Department of Health. A person can be tested by more than one laboratory and can have both positive and negative results. **Therefore, the sum of the numbers in each column will be larger than the total number of people tested.**

Reporting lab	Inconclusive	Negative	Positive	Percent positive	Total
ADVANCED MEDICAL LABORATORIES (AML)			1	100%	1
HEALTH NETWORK LABORATORIES		1			1
ALABAMA REFERENCE LAB			1	100%	1
JRS LABORATORY			1	100%	1
MID FLORIDA CLINICAL LABORATORY			1	100%	1
GEORGETOWN URGENT CARE			1	100%	1
MINUTECLINIC DIAGNOSTIC OF TEXAS		1			1
LabCorp L#09258090 M#09258105			1	100%	1
MAGNOLIA PEDIATRICS			1	100%	1
HARDIN MEMORIAL HOSPITAL - HEARTLAND PATHOLOGY CONSULTANTS			1	100%	1
APPALACHIAN REGIONAL HEALTHCARE SYSTEM		1			1
PALM BEACH COUNTY HEALTH DEPARTMENT LABORATORY			1	100%	1
CHATSWORTH ASSISTED LIVING COMMUNITY AT PGA NATIONAL			1	100%	1
CELAL GUROL ERBAY, MD			1	100%	1
OMNICARE PHARMACY OF TEXAS 1, LP		1			1
NORTH FLORIDA PEDIATRICS JASPER			1	100%	1
ALLIANCE LABORATORY SERVICES			1	100%	1
OHIO DEPARTMENT OF HEALTH			1	100%	1
BAYONET POINT HOSPITAL LAB			1	100%	1
SACRED HEART MEDICAL GROUP			1	100%	1
SCRIPPS CLINIC MEDICAL			1	100%	1
BIODORON LABORATORIES			1	100%	1
PORT ST LUCIE REHABILITATION AND HEALTHCARE			1	100%	1
BRISTOL REGINAL MEDICAL CENTER			1	100%	1
LAKWOOD RANCH ER 24/7			1	100%	1
CHARLOTTE CHD PORT CHARLOTTE		1			1
PROGENESIS INC			1	100%	1
COMPUNET CLINICAL LAB			1	100%	1
BEAUMONT REFERENCE LABORATORY			1	100%	1
CLIFTON-FINE HOSPITAL LABORATORY		1			1
COLORADO DEPARTMENT OF HEALTH LABORATORY SERVICES DIVISION			1	100%	1
PARROTT MEDICAL CLINIC			1	100%	1
BAPTIST PRIMARY CARE			1	100%	1
LAB CORP PHOENIX			1	100%	1
APS-SUMMIT CARE PHARMACY, LLC DBA OMNICARE		1			1
SMITH NORTHVIEW HOSPITAL LAB			1	100%	1
RIVERVIEW REGIONAL MEDICAL CENTER		1			1
SCIENCE CARE			1	100%	1
SHANDS AT LAKE SHORE LAB			1	100%	1
LABCORP HOUSTON			1	100%	1
LEESBURG FAMILY MEDICINE		1			1
LOYOLA UNIVERSITY MEDICAL CENTER LABORATORY			1	100%	1
KANA MEDICAL			1	100%	1
REFERENCE LABORATORY			1	100%	1
COASTAL MEDICAL LAB			1	100%	1
DERMDX, DIV OF AURORA DIAGNOSTICS/BERNHARDT LAB		1			1
MONTANA DEPARTMENT OF PUBLIC HEALTH & HUMAN SERVICES			1	100%	1

COVID-19: testing by laboratory

Data through Aug 13, 2020 verified as of Aug 14, 2020 at 09:25 AM

Data in this report are provisional and subject to change.

The numbers in the table below represent the number of Florida and non-Florida residents for whom test results were received by the Department of Health. A person can be tested by more than one laboratory and can have both positive and negative results. **Therefore, the sum of the numbers in each column will be larger than the total number of people tested.**

Reporting lab	Inconclusive	Negative	Positive	Percent positive	Total
MPG JACKSONVILLE ATLANTIC BLVD		1			1
Mt Sinai Aventura			1	100%	1
MINUTECLINIC DIAGNOSTIC OF TEXAS, LLC		1			1
MEDICAL ARTS LABORATORY			1	100%	1
COMMONWEALTH OF MASSACHUSETTS			1	100%	1
CAROMONT HEALTH			1	100%	1
NOT GIVEN			1	100%	1
FLORIDA DEPARTMENT OF HEALTH IN MIAMI DADE COUNTY			1	100%	1
PALM SPRINGS GENERAL HOSPITAL			1	100%	1
NORTHERN WESTCHESTER HOSPITAL LABORATORY		1			1
HARTFORD HOSPITAL ANCILLARY LAB		1			1
NORTH BROWARD MEDICAL CENTER			1	100%	1
GENETIC ASSAYS INC			1	100%	1
REMISE OCCUPATIONAL HEALTH SOLUTIONS INC			1	100%	1
RENOWN REGIONAL MEDICAL CENTER			1	100%	1
BASCOM PALMER-MICRO LAB			1	100%	1
REGIONAL MEDICAL LABORATORY			1	100%	1
PEDIATRIC ASSOCIATES - JACKSONVILLE			1	100%	1
PHELPS HOSPITAL LABORATORY		1			1
FALMOUTH BY THE SEA			1	100%	1
MARCO ISLAND HOSPITAL INC D/B/A			1	100%	1
LABCORP - HOLLYWOOD			1	100%	1
LABCORP - DAYTONA BEACH			1	100%	1
MAGNOLIA ADULT, LLC			1	100%	1
LABCORP-PORT ST.LUCIE		1			1
LATE HOURS URGENT CARE			1	100%	1
ACCESSLAB		1			1
BEAUMONT HOSPITAL, GROSSE POINTE			1	100%	1
ILLINOIS DEPT OF PUBLIC HEALTH LABS			1	100%	1
BEAUFORT MEMORIAL			1	100%	1
NAVAL BRANCH MEDICAL CLINIC			1	100%	1
MIAMI BEACH URGENT CARE			1	100%	1
MONROE COUNTY HEALTH DEPARTMENT			1	100%	1
NATIONWIDE LABORATORY SERVICES		1			1
DOCTORS CLINICAL LABORATORY, INC			1	100%	1
NEW YORK STATE ELR - MERCY MEDICAL CENTER		1			1
FLORIDA HOSPITAL APOPKA			1	100%	1
NEW YORK STATE ELR - ST BARNABAS HOSPITAL		1			1
BLOOD SYSTEMS LABORATORIES			1	100%	1
BLOUNT MEMORIAL HOSPITAL		1			1
MONTEFIORE NYACK HOSPITAL AFFILIATED LABORATORY		1			1
MUNSON MEDICAL CENTER			1	100%	1
BAYCARE OUTREACH LAB			1	100%	1
BAYCARE ALLIANT HOSPITAL			1	100%	1
PRORENATA LABS			1	100%	1
BAYLOR COLLEGE OF MEDICINE			1	100%	1
BEEBE MEDICAL CENTER LABORATORY		1			1

COVID-19: testing by laboratory

Data through Aug 13, 2020 verified as of Aug 14, 2020 at 09:25 AM

Data in this report are provisional and subject to change.

The numbers in the table below represent the number of Florida and non-Florida residents for whom test results were received by the Department of Health. A person can be tested by more than one laboratory and can have both positive and negative results. **Therefore, the sum of the numbers in each column will be larger than the total number of people tested.**

Reporting lab	Inconclusive	Negative	Positive	Percent positive	Total
BAYLOR ESOTERIC AND MOLECULAR LAB			1	100%	1
OSWEGO HOSPITAL LABORATORY		1			1
LIBERTY HEALTH CENTER			1	100%	1
MD 365 MEDICAL CARE PLLC		1			1
MEDCOMP SCIENCES, LLC			1	100%	1
CITRUS PARK			1	100%	1
LABCORP KANSAS CITY			1	100%	1
CONEY ISLAND HOSPITAL		1			1
LAKEVIEW REGIONAL HOSPITAL			1	100%	1
CAH ACQUISITION COMPANY 11 LLC			1	100%	1
MINUTE CLINIC DIAGNOSTIC OF VIRGINIA		1			1
MINUTECLINIC DIAGNOSTIC			1	100%	1
CATHOLIC HEALTH SYSTEM DEPT LABORATORY		1			1
MEDICAL CLINIC OF HOUSTON			1	100%	1
MEDSTAR HARBOR HOSPITAL			1	100%	1
MEMORIAL HERMANN CONSOLIDATED LABORATORY SERVICES			1	100%	1
MISSOURI DEPARTMENT OF HEALTH AND SENIOR SERVICES - STATE PH LAB		1			1
MEDONE URGENT CARE			1	100%	1
ELMHURST MEMORIAL HOSPITAL			1	100%	1
HELIX DIAGNOSTICS			1	100%	1
ACCESS HEALTH CARE PHYSICIANS			1	100%	1
MERCY HEALTH—MUSKEGON		1			1
MINI ER ADULT AND PEDIATRIC URGENT CARE			1	100%	1
EAST TENNESSEE STATE UNIVERSITY		1			1
PEACHEALTH LABORATORIES		1			1
PIEDMONT HOSPITAL LAB			1	100%	1
ECLRS			1	100%	1
HAWAII DEPARTMENT OF HEALTH LAB			1	100%	1
NORTH SHORE HEMATOLOGY-ONCOLOGY ASSOCIATES, PC		1			1
NORTHWEST FLORIDA CLINICAL LAB			1	100%	1
ROBERT WOOD JOHNSON HOSPITAL			1	100%	1
LABCORP LAFAYETTE		1			1
LABCORP SOUTH CHARLESTON			1	100%	1
RIVIERA BEACH HEALTH CENTER LAB			1	100%	1
BROOKSVILLE REGIONAL HOSPITAL			1	100%	1
QUEST DIAGNOSTICS-WEST HILLS		1			1
RIVERSIDE MEDICAL GROUP		1			1
MARYLAND DEPARTMENT OF HEALTH AND MENTAL HYGIENE			1	100%	1
MD NOW URGENT CARE CENTER INC.			1	100%	1
MEMORIAL HEALTH UNIVERSITY MEDICAL CENTER			1	100%	1
EXPRESS GENE MOLECULAR DIAGNOSTICS LABORATORY			1	100%	1
AFC URGENT CARE			1	100%	1
AFC PATRIOT URGENT CARE			1	100%	1
MARINA DEL REY HOSPITAL LAB			1	100%	1
Total	29,307	4,814,951	718,241	13%	5,562,499