

COVID-19: summary of persons monitored, persons tested, and cases

Data through Aug 19, 2020 verified as of Aug 20, 2020 at 09:25 AM

Data in this report are provisional and subject to change.

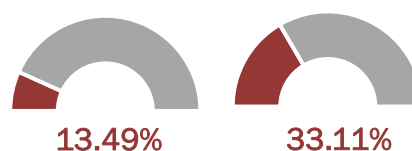
Monitored persons: people the Florida Department of Health was notified of for possible monitoring because they are a contact of a case, traveled from China, or were identified by the Centers for Disease Control and Prevention (CDC) as a part of a airline/ship contact investigation

Total reports	184,637
Total persons of high, medium, or unknown risk	180,972
High/medium/unknown risk still being monitored	12,651

Persons tested: includes PCR and antigen test results received by the Department of Health from the state public health laboratory (BPHL), as well as commercial and hospital laboratories

	Florida residents	Non-Florida residents
Total tested	4,323,688	18,730
Positive	582,407	6,195
Negative	3,734,637	12,513
Inconclusive	6,644	22
Awaiting testing	3,574	30

Percent positivity
(based on positive and negative results)



Cases: people with positive PCR or antigen test result

Total cases	588,602
Florida residents	582,407
Non-Florida residents	6,195

Type of testing	
Florida residents	582,407
Positive by BPHL/CDC	20,752
Positive by commercial/hospital lab	561,655
PCR positive	576,315
Antigen positive	6,092
Non-Florida residents	6,195
Positive by BPHL/CDC	217
Positive by commercial/hospital lab	5,978
PCR positive	5,949
Antigen positive	246

Characteristics	
Florida residents hospitalized	35,650
Florida resident deaths	10,049
Non-Florida resident deaths	137

Hospitalized counts include anyone who was hospitalized at some point during their illness. It does not reflect the number of people currently hospitalized.

More information on deaths identified through death certificate data is available on the National Center for Health Statistics website at www.cdc.gov/nchs/nvss/vsrr/COVID19/index.htm.

Risk factors for Florida residents	
Traveled	4,408
Contact with a known case	186,437
Traveled and contact with a known case	4,597
Neither	386,965
No travel and no contact	67,231
Travel is unknown	243,232
Contact is unknown	131,146
Contact is pending	173,210

Travel can be unknown and contact can be unknown or pending for the same case, these numbers will sum to more than the "neither" total.

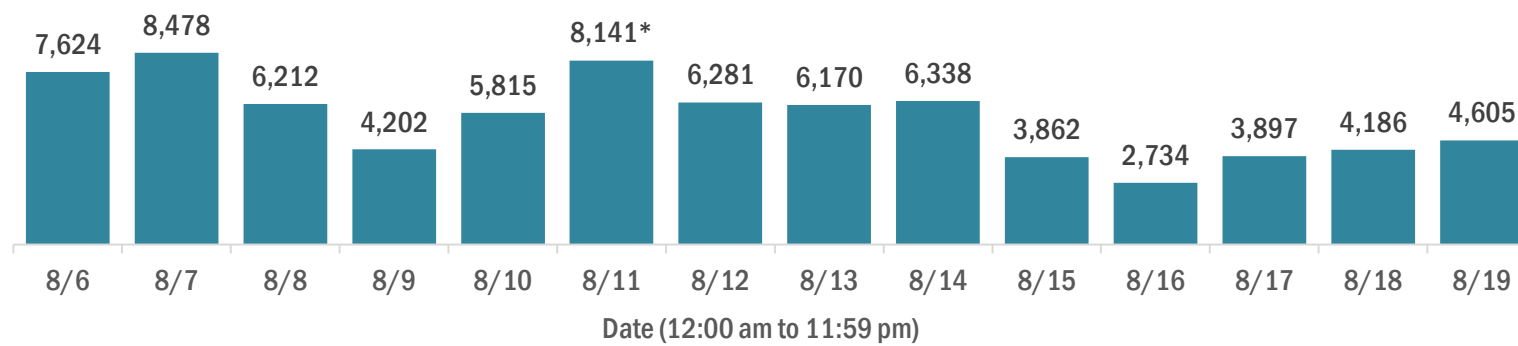
COVID-19: cases and laboratory testing over time

Data through Aug 19, 2020 verified as of Aug 20, 2020 at 09:25 AM

Data in this report are provisional and subject to change.

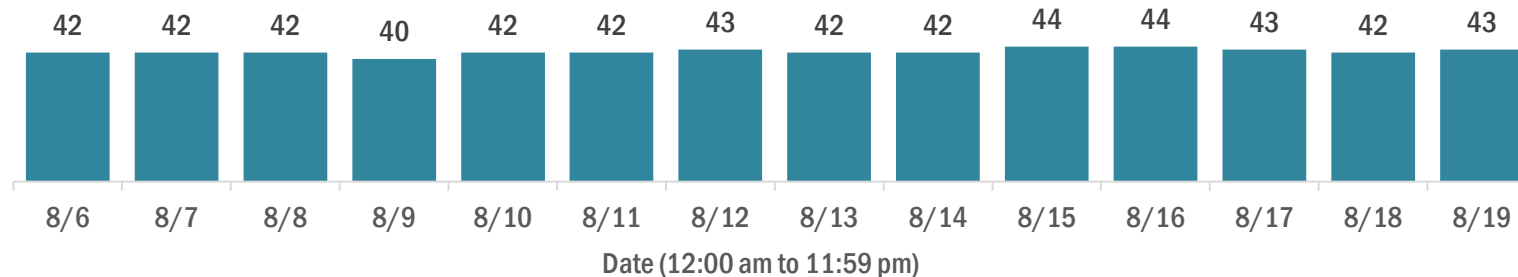
Cases in Florida residents per day for the past 2 weeks

Number of cases per day



* Includes a one-time historical data submission from a laboratory newly enrolled in the Department's electronic laboratory reporting (ELR) process. The number of new cases on 8/11 excluding the historical data submission was 5,218.

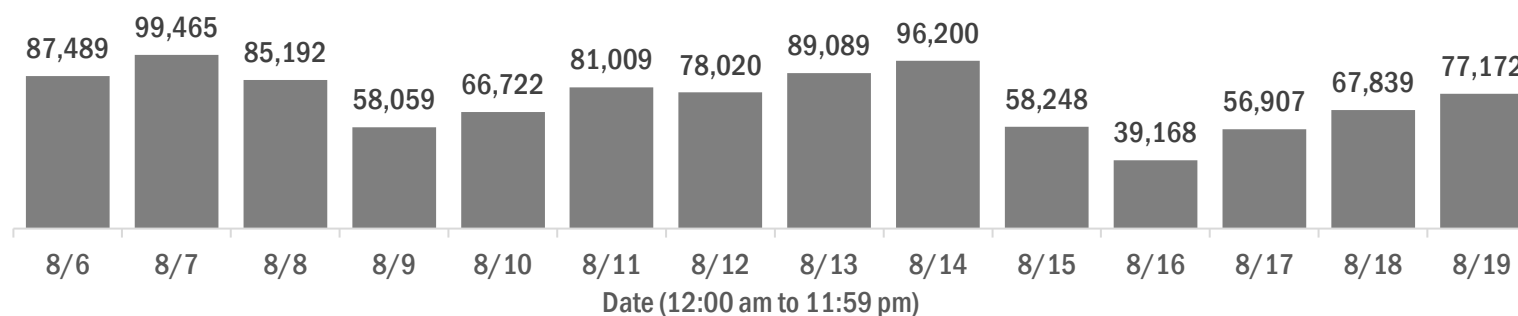
Median age of cases by day



Laboratory testing for Florida residents over the past 2 weeks

Number of Florida residents tested per day

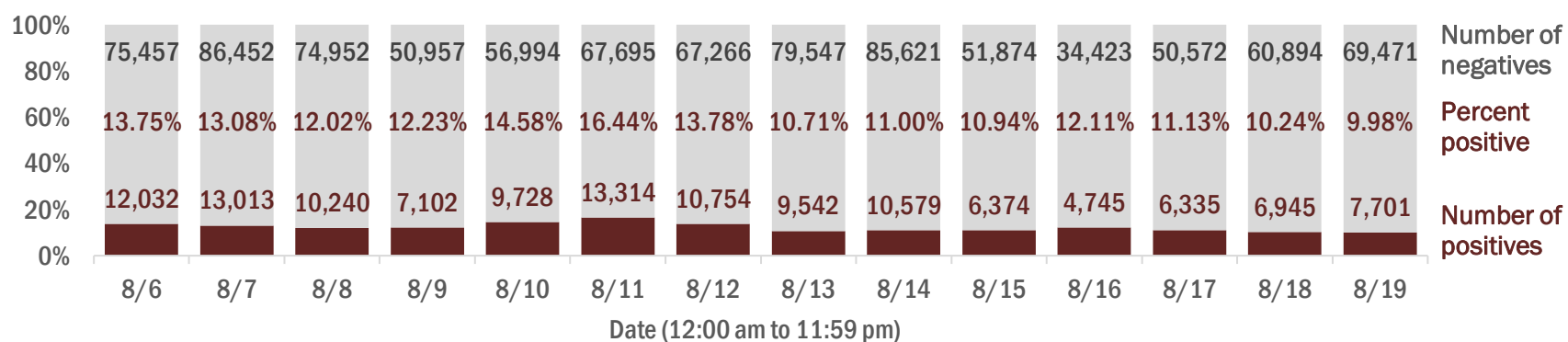
These counts include the number of people for whom the Department received PCR or antigen laboratory results by day. People tested on multiple days will be included for each day a new result was received. A person is only counted once for each day they are tested, regardless of whether multiple specimens are tested or multiple results are received.



Number and percent of Florida residents with positive test results

The percent of positive results ranged from 9.98% to 16.44% over the past 2 weeks and was 9.98% yesterday.

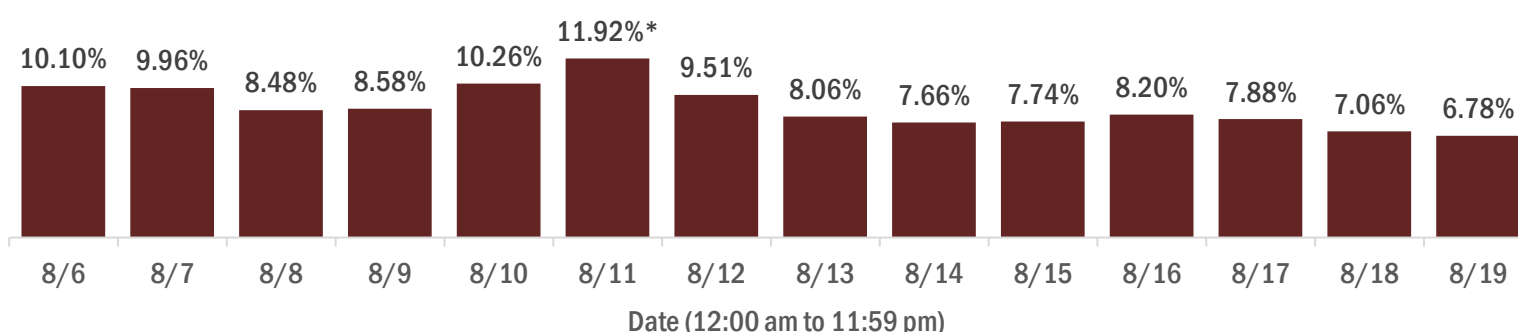
These counts include the number of people for whom the Department received PCR or antigen laboratory results by day. People tested on multiple days will be included for each day a new result was received. A person is only counted once for each day they are tested, regardless of whether multiple specimens are tested or multiple results are received. If a person has a positive specimen and a negative specimen in the same day, only the positive result is counted.



Percent positivity for new cases in Florida residents

The percent of positive results ranged from 6.78% to 11.92% over the past 2 weeks and was 6.78% yesterday.

This percent is the number of people who test PCR- or antigen-positive for the first time divided by all the people tested that day, excluding people who have previously tested positive.



* Includes a one-time historical data submission from a laboratory newly enrolled in the Department's electronic laboratory reporting (ELR) process. The percent positivity on 8/11 excluding the historical data submission was 9.35%.

COVID-19: characteristics of 582,407 Florida resident cases

Data through Aug 19, 2020 verified as of Aug 20, 2020 at 09:25 AM

Data in this report are provisional and subject to change.

Age group	Cases	Hospitalizations	Deaths
0-4 years	9,901 2%	228 1%	0 0%
5-14 years	23,669 4%	200 1%	3 0%
15-24 years	86,893 15%	906 3%	24 0%
25-34 years	110,748 19%	2,092 6%	68 1%
35-44 years	95,948 16%	3,145 9%	201 2%
45-54 years	93,524 16%	4,596 13%	422 4%
55-64 years	76,007 13%	6,354 18%	1,074 11%
65-74 years	43,995 8%	6,923 19%	2,101 21%
75-84 years	25,215 4%	6,445 18%	2,909 29%
85+ years	14,765 3%	4,757 13%	3,247 32%
Unknown	1,742 0%	4 0%	0 0%
Total	582,407	35,650	10,049

Gender	Cases
Female	296,968 51%
Male	281,214 48%
Unknown	4,225 1%
Total	582,407

Ethnicity	Cases	Hospitalizations	Deaths
Hispanic	162,838 28%	10,892 31%	2,465 25%
Non-Hispanic	213,667 37%	22,355 63%	6,550 65%
Unknown	205,902 35%	2,403 7%	1,034 10%
Total	582,407	35,650	10,049

Race and ethnicity	Cases	Hospitalizations	Deaths
White	240,289 41%	21,305 60%	6,692 67%
Hispanic	106,916 18%	7,717 22%	1,904 19%
Non-Hispanic	113,361 19%	12,737 36%	4,360 43%
Unknown	20,012 3%	851 2%	428 4%
Black	89,800 15%	8,653 24%	1,984 20%
Hispanic	4,147 1%	374 1%	62 1%
Non-Hispanic	76,007 13%	7,989 22%	1,827 18%
Unknown	9,646 2%	290 1%	95 1%
Other race	72,004 12%	4,255 12%	845 8%
Hispanic	36,484 6%	2,486 7%	417 4%
Non-Hispanic	20,841 4%	1,500 4%	325 3%
Unknown	14,679 3%	269 1%	103 1%
Unknown race	180,314 31%	1,437 4%	528 5%
Hispanic	15,291 3%	315 1%	82 1%
Non-Hispanic	3,458 1%	129 0%	38 0%
Unknown	161,565 28%	993 3%	408 4%
Total	582,407	35,650	10,049

Hospitalization counts include anyone who was hospitalized at some point during their illness. It does not reflect the number of people currently hospitalized. **Other race** includes any person with a race of American Indian/Alaskan native, Asian, native Hawaiian/Pacific Islander, or other.

COVID-19: deaths in Florida residents and staff of long-term care facilities

Data through Aug 19, 2020 verified as of Aug 20, 2020 at 09:25 AM

Data in this report are provisional and subject to change.

For current cases in residents or staff of long-term care facilities, please visit: <https://floridahealthcovid19.gov/>

County	Deaths		County	Deaths		County	Deaths	
Dade	666	16%	Marion	43	1%	Calhoun	6	0%
Palm Beach	435	10%	Osceola	40	1%	Gilchrist	6	0%
Pinellas	405	10%	Okaloosa	35	1%	Jefferson	4	0%
Broward	314	7%	Indian River	34	1%	Okeechobee	4	0%
Hillsborough	247	6%	Suwannee	34	1%	Baker	3	0%
Polk	216	5%	Lake	33	1%	Nassau	3	0%
Lee	213	5%	Hernando	29	1%	Bradford	2	0%
Manatee	117	3%	St. Johns	22	1%	Hardee	2	0%
Brevard	114	3%	Hendry	19	0%	Holmes	2	0%
Sarasota	109	3%	Bay	14	0%	Desoto	1	0%
Seminole	106	3%	Citrus	14	0%	Flagler	1	0%
St. Lucie	104	2%	Alachua	13	0%	Lafayette	1	0%
Duval	99	2%	Sumter	12	0%	Levy	1	0%
Volusia	95	2%	Walton	12	0%	Monroe	1	0%
Escambia	84	2%	Washington	12	0%	Taylor	1	0%
Orange	77	2%	Putnam	11	0%	Total	4,232	
Pasco	76	2%	Columbia	10	0%			
Collier	75	2%	Highlands	10	0%			
Martin	66	2%	Leon	10	0%			
Charlotte	55	1%	Santa Rosa	9	0%			
Jackson	47	1%	Gadsden	8	0%			
Clay	43	1%	Madison	7	0%			

Note: cases are summarized by the county of usual residence. Residents and staff may be cases associated with facilities that are not in their county of usual residence, resulting in cases being included below for counties that do not have facilities with known cases.

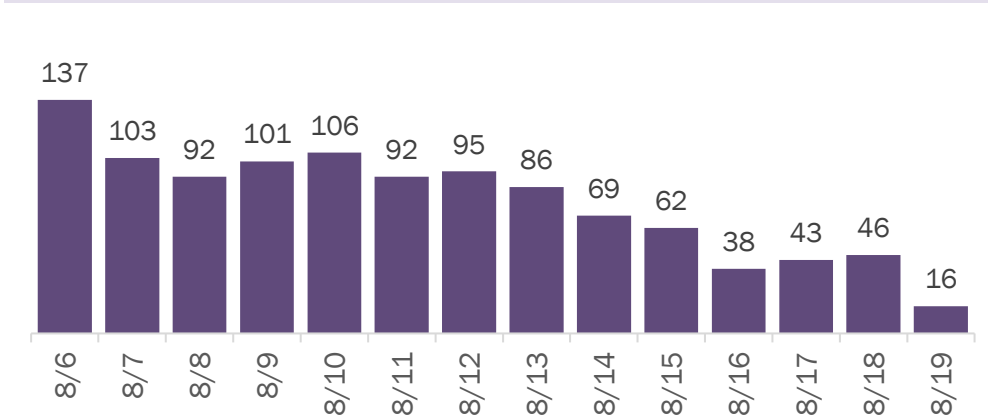
COVID-19: cases in Florida residents who have died

Data through Aug 19, 2020 verified as of Aug 20, 2020 at 09:25 AM

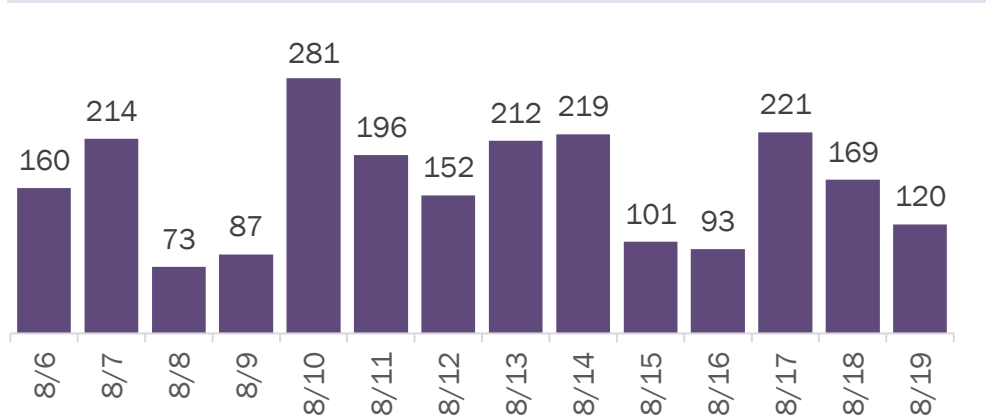
Data in this report are provisional and subject to change.

Demographics for all identified COVID-19 deaths: 10,049

Deaths by date of death



Deaths by date reported to the Department



Median age: 79 years

Age group	Deaths	Cases	Case fatality rate	Mortality rate per 100,000 population
0-4 years	0	9,901	0.0%	0.0
5-14 years	3	23,669	0.0%	0.1
15-24 years	24	86,893	0.0%	1.0
25-34 years	68	110,748	0.1%	2.4
35-44 years	201	95,948	0.2%	7.7
45-54 years	422	93,524	0.5%	15.1
55-64 years	1,074	76,007	1.4%	37.1
65-74 years	2,101	43,995	4.8%	86.6
75-84 years	2,909	25,215	11.5%	207.2
85+ years	3,247	14,765	22.0%	562.2
Unknown	0	1,742	0.0%	
Total	10,049	582,407	1.7%	46.5

Race	Deaths	Cases	Case fatality rate	Mortality rate per 100,000 population
White	6,692	240,289	2.8%	40.1
Black	1,984	89,800	2.2%	54.2
Other	845	72,004	1.2%	67.9
Unknown	528	180,314	0.3%	
Total	10,049	582,407	1.7%	46.5

Gender	Deaths	Cases	Case fatality rate	Mortality rate per 100,000 population
Female	4,477	296,968	1.5%	40.5
Male	5,557	281,214	2.0%	52.6
Unknown	15	4,225	0.4%	
Total	10,049	582,407	1.7%	46.5

Ethnicity	Deaths	Cases	Case fatality rate	Mortality rate per 100,000 population
Hispanic	2,465	162,838	1.5%	43.4
Non-Hispanic	6,550	213,667	3.1%	41.1
Unknown	1,034	205,902	0.5%	
Total	10,049	582,407	1.7%	46.5

Age group distribution for deaths reported since previous report, previous 2 weeks, and cumulatively

117 deaths reported since previous report		2,298 deaths reported from Aug 6 - Aug 19		10,049 deaths reported cumulatively	
0-4 years	0	0-4 years	0	0-4 years	0
5-14 years	0	5-14 years	0	5-14 years	3
15-24 years	0	15-24 years	5	15-24 years	24
25-34 years	3	25-34 years	15	25-34 years	68
35-44 years	2	35-44 years	35	35-44 years	201
45-54 years	3	45-54 years	86	45-54 years	422
55-64 years	14	55-64 years	273	55-64 years	1,074
65-74 years	29	65-74 years	518	65-74 years	2,101
75-84 years	26	75-84 years	688	75-84 years	2,909
85+ years	40	85+ years	678	85+ years	3,247
Unknown	0	Unknown	0	Unknown	0

COVID-19: cases in Florida residents who have died

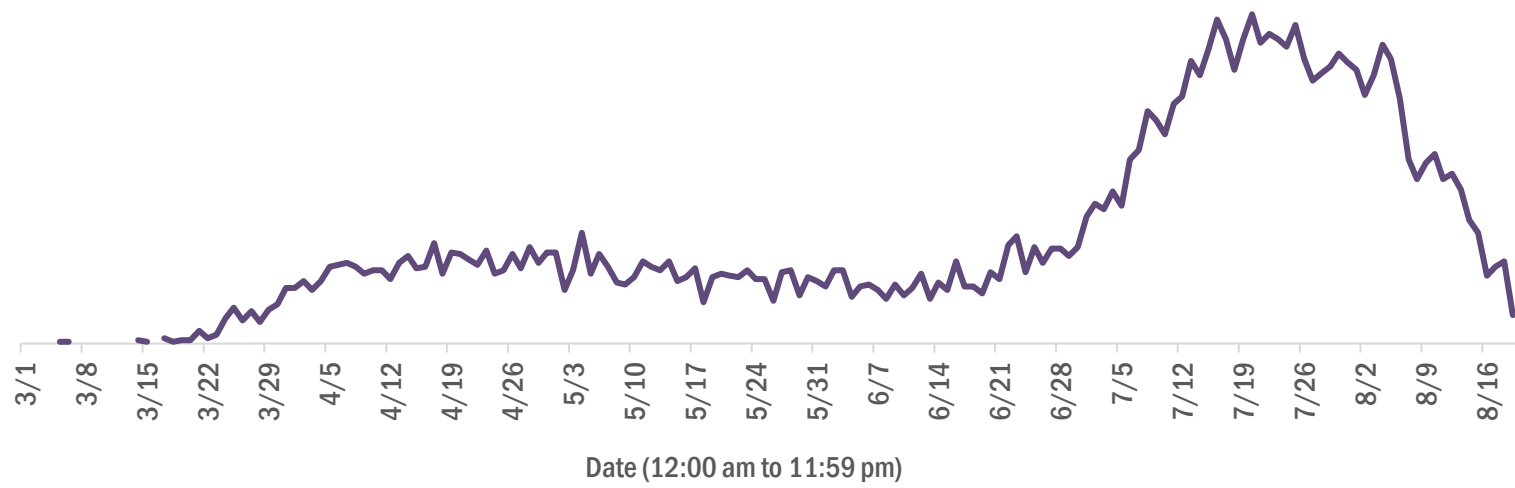
Data through Aug 19, 2020 verified as of Aug 20, 2020 at 09:25 AM

Data in this report are provisional and subject to change.

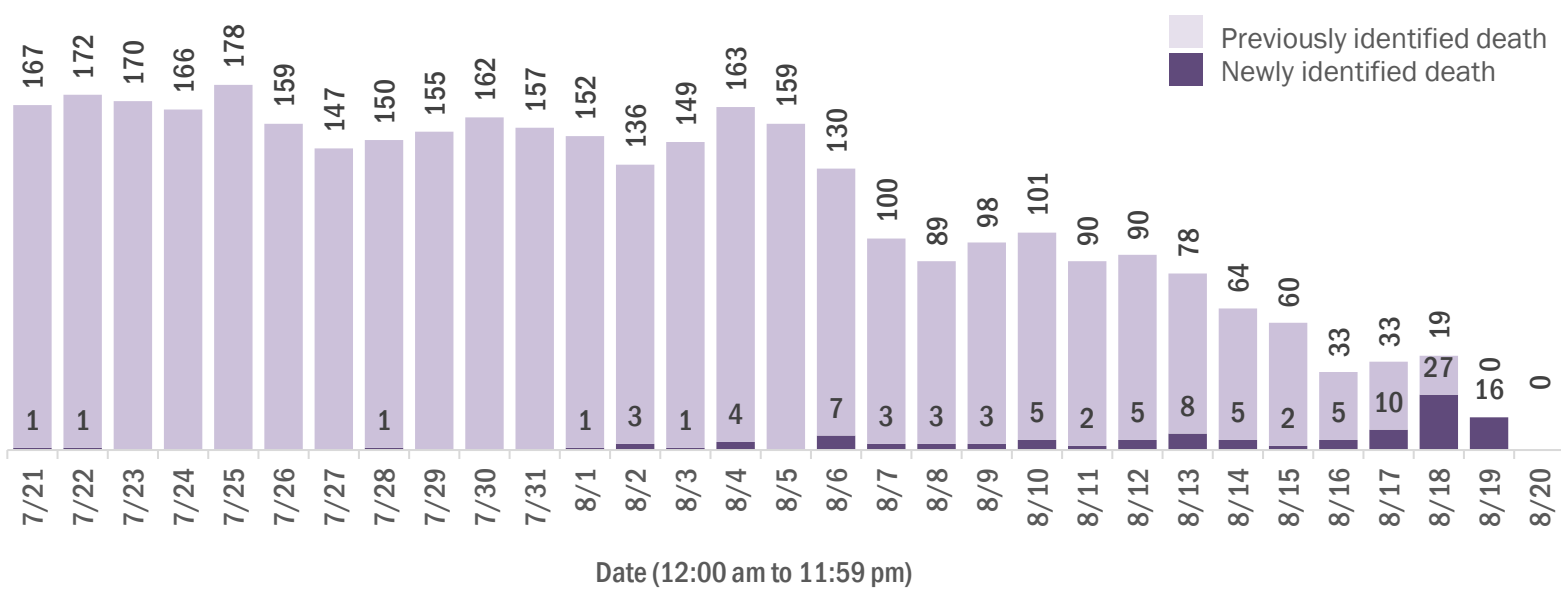
Deaths in Florida residents by date of death

10,049 deaths reported cumulatively, 117 deaths reported since previous report

March to present



Past 30 days



COVID-19: characteristics of 588,602 cases

Data through Aug 19, 2020 verified as of Aug 20, 2020 at 09:25 AM

Data in this report are provisional and subject to change.

Tables below include cases in Florida residents and non-Florida residents.

All 67 Florida counties have cases:

County	FL resident cases	Non-FL resident cases	Total cases	FL resident deaths	FL death rate
Dade	148,196	966	149,162	2,185	1.5%
Broward	67,519	549	68,068	1,051	1.6%
Palm Beach	39,536	350	39,886	1,039	2.6%
Hillsborough	34,917	144	35,061	512	1.5%
Orange	33,719	416	34,135	359	1.1%
Duval	24,854	263	25,117	232	0.9%
Pinellas	18,945	142	19,087	587	3.1%
Lee	17,430	300	17,730	393	2.3%
Polk	15,833	54	15,887	396	2.5%
Collier	10,952	143	11,095	161	1.5%
Escambia	9,652	943	10,595	170	1.8%
Osceola	10,467	84	10,551	124	1.2%
Manatee	9,889	108	9,997	247	2.5%
Volusia	8,604	62	8,666	173	2.0%
Marion	7,677	14	7,691	121	1.6%
Seminole	7,612	29	7,641	152	2.0%
Pasco	7,562	46	7,608	155	2.0%
Sarasota	6,794	56	6,850	180	2.6%
Brevard	6,732	21	6,753	192	2.9%
St. Lucie	6,436	22	6,458	212	3.3%
Lake	5,818	34	5,852	91	1.6%
Leon	5,520	123	5,643	27	0.5%
Bay	4,924	79	5,003	69	1.4%
Alachua	4,753	60	4,813	31	0.7%
Santa Rosa	4,301	40	4,341	53	1.2%
St. Johns	4,020	55	4,075	50	1.2%
Martin	3,986	29	4,015	109	2.7%
Okaloosa	3,819	28	3,847	67	1.8%
Clay	3,568	12	3,580	72	2.0%
Columbia	3,113	12	3,125	31	1.0%
Indian River	2,678	15	2,693	69	2.6%
Charlotte	2,429	6	2,435	106	4.4%
Hernando	2,348	16	2,364	69	2.9%
Suwannee	2,282	17	2,299	50	2.2%
Jackson	2,164	16	2,180	57	2.6%
Gadsden	2,077	8	2,085	29	1.4%
Hendry	1,898	2	1,900	39	2.1%
Citrus	1,877	5	1,882	46	2.5%
Highlands	1,673	6	1,679	50	3.0%
Monroe	1,644	31	1,675	14	0.9%
Putnam	1,667	2	1,669	33	2.0%
Sumter	1,619	9	1,628	46	2.8%
Walton	1,407	128	1,535	18	1.3%
Desoto	1,435	3	1,438	21	1.5%
Nassau	1,307	89	1,396	14	1.1%
Flagler	1,181	13	1,194	15	1.3%
Okeechobee	1,173	4	1,177	12	1.0%
Lafayette	1,129	0	1,129	4	0.4%
Taylor	1,122	3	1,125	5	0.4%
Baker	1,098	0	1,098	4	0.4%
Hardee	1,038	7	1,045	8	0.8%
Washington	954	11	965	14	1.5%
Levy	817	4	821	5	0.6%
Wakulla	809	6	815	5	0.6%
Unknown	238	560	798	0	0.0%
Madison	768	14	782	12	1.6%
Gulf	760	10	770	7	0.9%
Hamilton	640	5	645	4	0.6%
Dixie	624	1	625	4	0.6%
Bradford	613	0	613	4	0.7%
Holmes	552	10	562	4	0.7%
Calhoun	517	0	517	8	1.5%
Union	505	0	505	5	1.0%
Franklin	481	4	485	3	0.6%
Jefferson	471	6	477	5	1.1%
Glades	432	0	432	3	0.7%
Gilchrist	420	0	420	9	2.1%
Liberty	412	0	412	7	1.7%
Total	582,407	6,195	588,602	10,049	1.7%

COVID-19: characteristics of 582,407 Florida resident cases

Data through Aug 19, 2020 verified as of Aug 20, 2020 at 09:25 AM

Data in this report are provisional and subject to change.

The table below includes the cities and counties of residence for cases in Florida residents based on the patient's ZIP Code.

Note that city is not always received as part of the initial notification and may be missing while the case is being investigated.

City and county	Cases
Miami, Dade	88,366
Orlando, Orange	25,523
Jacksonville, Duval	23,201
Hialeah, Dade	21,296
Tampa, Hillsborough	21,022
Fort Lauderdale, Broward	15,010
Hollywood, Broward	12,939
Homestead, Dade	10,033
West Palm Beach, Palm Beach	9,892
Kissimmee, Osceola	8,441
Naples, Collier	8,017
Pompano Beach, Broward	7,909
Saint Petersburg, Pinellas	7,787
Pensacola, Escambia	7,742
Fort Myers, Lee	7,172
Bradenton, Manatee	6,768
Ocala, Marion	6,084
Lake Worth, Palm Beach	5,489
Boca Raton, Palm Beach	5,442
Tallahassee, Leon	5,374
Lakeland, Polk	5,026
Sarasota, Sarasota	4,928
Miramar, Broward	4,313
Cape Coral, Lee	4,066
Gainesville, Alachua	3,838
Port Saint Lucie, St. Lucie	3,774
Clearwater, Pinellas	3,756
Miami Gardens, Dade	3,746
Boynton Beach, Palm Beach	3,569
Lehigh Acres, Lee	3,540
Miami Beach, Dade	3,514
Panama City, Bay	3,196
Winter Haven, Polk	3,095
Coral Springs, Broward	3,005
Lake City, Columbia	2,960
Delray Beach, Palm Beach	2,693
Sunrise, Broward	2,456
Davie, Broward	2,442
Milton, Santa Rosa	2,375
Fort Pierce, St. Lucie	2,354
Opa Locka, Dade	2,327
Brandon, Hillsborough	2,306
Doral, Dade	2,229
Riverview, Hillsborough	2,228
Plant City, Hillsborough	2,210
Immokalee, Collier	2,204
Missing, Broward	2,177
Apopka, Orange	2,163
Saint Augustine, St. Johns	2,152
Largo, Pinellas	2,002
Melbourne, Brevard	1,991
North Miami Beach, Dade	1,970
Live Oak, Suwannee	1,952
Stuart, Martin	1,918
Daytona Beach, Volusia	1,910
Vero Beach, Indian River	1,890
Plantation, Broward	1,883
Sanford, Seminole	1,872
Tamarac, Broward	1,872

COVID-19: characteristics of 582,407 Florida resident cases

Data through Aug 19, 2020 verified as of Aug 20, 2020 at 09:25 AM

Data in this report are provisional and subject to change.

The table below includes the cities and counties of residence for cases in Florida residents based on the patient's ZIP Code.

Note that city is not always received as part of the initial notification and may be missing while the case is being investigated.

City and county	Cases
Deerfield Beach, Broward	1,866
Jupiter, Palm Beach	1,791
Saint Cloud, Osceola	1,722
New Port Richey, Pasco	1,703
Miami Lakes, Dade	1,687
Orange Park, Clay	1,677
Deltona, Volusia	1,614
Margate, Broward	1,536
Clermont, Lake	1,509
Weston, Broward	1,501
Lake Worth Beach, Palm Beach	1,480
Coral Gables, Dade	1,480
Palmetto, Manatee	1,469
Palm Bay, Brevard	1,415
Deland, Volusia	1,373
Fort Walton Beach, Okaloosa	1,372
North Lauderdale, Broward	1,350
Coconut Creek, Broward	1,329
Hallandale, Broward	1,291
Palm Beach Gardens, Palm Beach	1,284
Altamonte Springs, Seminole	1,269
Spring Hill, Hernando	1,269
Arcadia, Desoto	1,262
Haines City, Polk	1,261
Winter Garden, Orange	1,257
Davenport, Polk	1,253
Port Charlotte, Charlotte	1,228
Missing, Dade	1,222
Winter Park, Orange	1,217
Ocoee, Orange	1,189
Oviedo, Seminole	1,165
Cutler Ridge, Dade	1,144
Bonita Springs, Lee	1,142
Okeechobee, Okeechobee	1,108
Royal Palm Beach, Palm Beach	1,107
Mayo, Lafayette	1,105
North Miami, Dade	1,098
Quincy, Gadsden	1,075
Wellington, Palm Beach	1,069
Land O Lakes, Pasco	1,059
Palm Harbor, Pinellas	1,058
Oakland Park, Broward	1,046
Wesley Chapel, Pasco	1,044
Perry, Taylor	1,033
Ruskin, Hillsborough	998
Clewiston, Hendry	996
Pinellas Park, Pinellas	988
Valrico, Hillsborough	952
Indiantown, Martin	935
Punta Gorda, Charlotte	935
Lutz, Hillsborough	934
Pembroke Pines, Broward	916
Longwood, Seminole	911
Belle Glade, Palm Beach	892
Leesburg, Lake	890
Palm Coast, Flagler	889
Century, Escambia	889
Seminole, Pinellas	882
Missing, Palm Beach	863

COVID-19: characteristics of 582,407 Florida resident cases

Data through Aug 19, 2020 verified as of Aug 20, 2020 at 09:25 AM

Data in this report are provisional and subject to change.

The table below includes the cities and counties of residence for cases in Florida residents based on the patient's ZIP Code.

Note that city is not always received as part of the initial notification and may be missing while the case is being investigated.

City and county	Cases
Florida City, Dade	846
Wimauma, Hillsborough	827
North Port, Sarasota	823
Palatka, Putnam	807
Brooksville, Hernando	797
Casselberry, Seminole	786
Middleburg, Clay	779
Ormond Beach, Volusia	778
Crestview, Okaloosa	777
Bartow, Polk	767
Key West, Monroe	762
Windermere, Orange	761
Lynn Haven, Bay	759
Chipley, Washington	746
Cocoa, Brevard	744
Cantonment, Escambia	735
Kissimmee, Polk	731
Jacksonville Beach, Duval	730
Graceville, Jackson	730
Sebring, Highlands	726
Carol City, Dade	718
Auburndale, Polk	710
Crawfordville, Wakulla	674
Lake Mary, Seminole	669
Dade City, Pasco	666
Tavares, Lake	660
North Fort Myers, Lee	658
Zephyrhills, Pasco	652
Aventura, Dade	646
Hudson, Pasco	640
Gulf Breeze, Santa Rosa	637
Panama City Beach, Bay	637
Sanderson, Baker	627
Crossings, Dade	619
Port Richey, Pasco	617
Port Orange, Volusia	615
Labelle, Hendry	608
Lake Wales, Polk	608
Loxahatchee, Palm Beach	599
Venice, Sarasota	582
Tarpon Springs, Pinellas	580
Riviera Beach, Palm Beach	566
Winter Springs, Seminole	562
Marianna, Jackson	561
Mulberry, Polk	558
Seffner, Hillsborough	552
Cooper City, Broward	539
Sarasota, Manatee	533
Maitland, Orange	533
Navarre, Santa Rosa	526
Saint Johns, St. Johns	522
Avon Park, Highlands	520
Orange City, Volusia	519
Destin, Okaloosa	517
Holiday, Pasco	506
Ponte Vedra Beach, St. Johns	504
Merritt Island, Brevard	500
Eustis, Lake	490
Santa Rosa Beach, Walton	484

COVID-19: characteristics of 582,407 Florida resident cases

Data through Aug 19, 2020 verified as of Aug 20, 2020 at 09:25 AM

Data in this report are provisional and subject to change.

The table below includes the cities and counties of residence for cases in Florida residents based on the patient's ZIP Code.

Note that city is not always received as part of the initial notification and may be missing while the case is being investigated.

City and county	Cases
Fernandina Beach, Nassau	484
Starke, Bradford	482
Defuniak Springs, Walton	478
Green Cove Springs, Clay	471
Missing, Collier	471
South Bay, Palm Beach	469
Wauchula, Hardee	468
Everglades National Park, Dade	466
Dunedin, Pinellas	464
Titusville, Brevard	461
The Villages, Sumter	461
Dania, Broward	458
Inverness, Citrus	457
Madison, Madison	456
Parrish, Manatee	450
Niceville, Okaloosa	441
Dover, Hillsborough	439
Gibsonton, Hillsborough	437
Wewahitchka, Gulf	436
Key Biscayne, Dade	432
Mount Dora, Lake	428
Jasper, Hamilton	427
Fleming Island, Clay	427
Pahokee, Palm Beach	424
Havana, Gadsden	423
Monticello, Jefferson	422
Groveland, Lake	418
Rockledge, Brevard	418
Lantana, Palm Beach	417
Bonifay, Holmes	417
New Smyrna Beach, Volusia	416
Palm City, Martin	413
Estero, Lee	406
Parkland, Broward	402
Moore Haven, Glades	401
South Miami, Dade	396
Odessa, Hillsborough	391
Lake Butler, Union	390
Missing, Hillsborough	388
Fellsmere, Indian River	380
El Portal, Dade	374
Cross City, Dixie	371
Pinecrest, Dade	371
Coconut Grove, Dade	367
Missing, Duval	366
Biscayne Park, Dade	357
Crescent City, Putnam	355
Lauderdale Lakes, Broward	352
Blountstown, Calhoun	344
Atlantic Beach, Duval	343
Carrabelle, Franklin	342
Bristol, Liberty	341
Missing, Orange	337
Debary, Volusia	334
Pace, Santa Rosa	333
Polk City, Polk	332
Oldsmar, Pinellas	330
Sun City Center, Hillsborough	328
Lauderhill, Broward	328

COVID-19: characteristics of 582,407 Florida resident cases

Data through Aug 19, 2020 verified as of Aug 20, 2020 at 09:25 AM

Data in this report are provisional and subject to change.

The table below includes the cities and counties of residence for cases in Florida residents based on the patient's ZIP Code.

Note that city is not always received as part of the initial notification and may be missing while the case is being investigated.

City and county	Cases
Palm Springs, Palm Beach	323
Lithia, Hillsborough	322
Hobe Sound, Martin	322
North Palm Beach, Palm Beach	316
Wildwood, Sumter	312
South Miami Heights, Dade	310
Alachua, Alachua	307
Missing, Pasco	307
Summerfield, Marion	305
Apollo Beach, Hillsborough	302
Frostproof, Polk	301
Missing, Santa Rosa	299
Coral, Dade	294
Missing, St. Lucie	291
Missing, Polk	289
Macclenny, Baker	287
Belleview, Marion	283
Missing, St. Johns	280
Yulee, Nassau	277
Williston, Levy	274
Crystal River, Citrus	271
Wilton Manors, Broward	270
Ellenton, Manatee	269
Sebastian, Indian River	263
Safety Harbor, Pinellas	261
Bowling Green, Hardee	257
Bushnell, Sumter	256
Lake Placid, Highlands	256
Fort Meade, Polk	256
Ponte Vedra, St. Johns	253
Missing, Hendry	253
Trenton, Gilchrist	250
Uleta, Dade	250
Dunnellon, Marion	243
Chattahoochee, Gadsden	243
Homosassa, Citrus	236
Sneads, Jackson	236
Callahan, Nassau	230
Port Saint Joe, Gulf	228
Jensen Beach, Martin	223
Malone, Jackson	222
Kendall, Dade	222
Chiefland, Levy	221
Key Largo, Monroe	221
Lady Lake, Lake	215
Old Town, Dixie	215
Missing, Citrus	213
Newberry, Alachua	211
Mary Esther, Okaloosa	206
Palmetto Bay, Dade	205
Edgewater, Volusia	196
Missing, Marion	195
Shalimar, Okaloosa	192
Mascotte, Lake	191
Missing, Hardee	187
Missing, Volusia	187
Missing, Osceola	185
Southwest Ranches, Broward	184
Missing, Hernando	183

COVID-19: characteristics of 582,407 Florida resident cases

Data through Aug 19, 2020 verified as of Aug 20, 2020 at 09:25 AM

Data in this report are provisional and subject to change.

The table below includes the cities and counties of residence for cases in Florida residents based on the patient's ZIP Code.

Note that city is not always received as part of the initial notification and may be missing while the case is being investigated.

City and county	Cases
Lake Alfred, Polk	180
Coleman, Sumter	180
Thonotosassa, Hillsborough	179
Freeport, Walton	179
Missing, Madison	179
Lecanto, Citrus	177
Missing, Brevard	176
Marathon, Monroe	169
Jacksonville, St. Johns	168
Minneola, Lake	167
Beverly Hills, Citrus	164
Hilliard, Nassau	160
Bronson, Levy	159
Sweetwater, Dade	159
Missing, Monroe	158
West Melbourne, Brevard	156
Marco Island, Collier	154
Satellite Beach, Brevard	154
Missing, Highlands	154
Citra, Marion	151
Spring Hill, Pasco	149
Pierson, Volusia	149
Neptune Beach, Duval	149
Missing, Seminole	149
Missing, Desoto	148
Myakka City, Manatee	148
Cocoa Beach, Brevard	148
Olympia Heights, Dade	143
Nokomis, Sarasota	141
Midway, Gadsden	141
Clearwater Beach, Pinellas	140
Fort White, Columbia	140
Sorrento, Lake	139
Lake Park, Palm Beach	138
Missing, Martin	138
Fisher Island, Dade	136
Missing, Indian River	132
Jennings, Hamilton	132
Englewood, Charlotte	130
Missing, Pinellas	129
Medley, Dade	128
Missing, Sarasota	127
Tavernier, Monroe	126
Dunnellon, Citrus	124
Gulfport, Pinellas	123
De Leon Springs, Volusia	122
Bell, Gilchrist	122
Miramar Beach, Walton	121
Holly Hill, Volusia	121
Umatilla, Lake	121
Missing, Unknown	120
Molino, Escambia	119
High Springs, Alachua	118
Missing, Nassau	118
Fruitland Park, Lake	117
Jay, Santa Rosa	115
Golden Beach, Dade	115
Glen Saint Mary, Baker	113
Bunnell, Flagler	113

COVID-19: characteristics of 582,407 Florida resident cases

Data through Aug 19, 2020 verified as of Aug 20, 2020 at 09:25 AM

Data in this report are provisional and subject to change.

The table below includes the cities and counties of residence for cases in Florida residents based on the patient's ZIP Code.

Note that city is not always received as part of the initial notification and may be missing while the case is being investigated.

City and county	Cases
Kenneth City, Pinellas	112
Indialantic, Brevard	110
Keystone Heights, Clay	110
Palm Beach, Palm Beach	109
Hernando, Citrus	109
Alva, Lee	109
Zolfo Springs, Hardee	109
Oakland, Orange	108
Cottdale, Jackson	105
East Palatka, Putnam	104
Oxford, Sumter	103
Englewood, Sarasota	103
Gretna, Gadsden	101
Branford, Suwannee	99
Belle Isle, Orange	99
Missing, Okaloosa	98
Silver Springs, Marion	97
Missing, Lake	95
Missing, Lee	94
Missing, Gulf	93
Missing, Clay	93
Youngstown, Bay	92
Trinity, Pasco	91
Tequesta, Palm Beach	91
Flagler Beach, Flagler	90
Eagle Lake, Polk	89
South Daytona, Volusia	88
Missing, Leon	87
Montverde, Lake	86
Missing, Jackson	86
Gotha, Orange	86
Missing, Flagler	86
Weeki Wachee, Hernando	85
Haverhill, Palm Beach	85
Hawthorne, Alachua	84
Missing, Wakulla	83
Archer, Alachua	82
Greenwood, Jackson	81
Dundee, Polk	80
Ocklawaha, Marion	80
Chuluota, Seminole	80
Rotunda West, Charlotte	79
South Pasadena, Pinellas	79
Cape Canaveral, Brevard	78
Altha, Calhoun	78
Interlachen, Putnam	78
Missing, Washington	77
O Brien, Suwannee	77
Mims, Brevard	77
White Springs, Hamilton	77
Baker, Okaloosa	77
Fort Myers Beach, Lee	76
Missing, Levy	75
Geneva, Seminole	75
Webster, Sumter	74
Vernon, Washington	74
Osprey, Sarasota	74
Satsuma, Putnam	74
Lake Panasoffkee, Sumter	73

COVID-19: characteristics of 582,407 Florida resident cases

Data through Aug 19, 2020 verified as of Aug 20, 2020 at 09:25 AM

Data in this report are provisional and subject to change.

The table below includes the cities and counties of residence for cases in Florida residents based on the patient's ZIP Code.

Note that city is not always received as part of the initial notification and may be missing while the case is being investigated.

City and county	Cases
Zellwood, Orange	72
Apalachicola, Franklin	71
Floral City, Citrus	71
Southport, Bay	71
Hastings, St. Johns	70
Raiford, Union	70
Pomona Park, Putnam	70
Missing, Baker	70
Ave Maria, Collier	67
Avon Park, Polk	66
Melbourne Beach, Brevard	66
Missing, Manatee	65
Missing, Gadsden	64
Greenville, Madison	63
Missing, Escambia	62
Missing, Okeechobee	62
West Miami, Dade	62
Reddick, Marion	61
Edgewood, Orange	61
Grand Island, Lake	60
Bay Harbor Islands, Dade	59
Missing, Calhoun	59
Mcdavid, Escambia	58
Missing, Walton	58
Fountain, Bay	57
Missing, Sumter	57
Lawtey, Bradford	57
Indian Rocks Beach, Pinellas	57
Indian Harbour Beach, Brevard	56
Islamorada, Monroe	56
San Antonio, Pasco	55
Mangonia Park, Palm Beach	54
Grand Ridge, Jackson	54
Lee, Madison	53
Mcalpin, Suwannee	51
Lakewood Ranch, Manatee	51
Bal Harbour, Dade	49
Morrison, Levy	49
Seville, Volusia	49
Alford, Jackson	49
Wellborn, Suwannee	49
Stock Island, Monroe	49
Surfside, Dade	49
Greenacres, Palm Beach	49
Atlantis, Palm Beach	48
Elkton, St. Johns	48
Viera, Brevard	47
Eastpoint, Franklin	47
Melrose, Putnam	47
Missing, Holmes	46
Westville, Holmes	45
Hiwassee, Orange	45
Anthony, Marion	45
Astatula, Lake	44
Poinciana, Polk	44
Missing, Gilchrist	44
Center Hill, Sumter	43
Florida State University, Leon	43
Lake Hamilton, Polk	42

COVID-19: characteristics of 582,407 Florida resident cases

Data through Aug 19, 2020 verified as of Aug 20, 2020 at 09:25 AM

Data in this report are provisional and subject to change.

The table below includes the cities and counties of residence for cases in Florida residents based on the patient's ZIP Code.

Note that city is not always received as part of the initial notification and may be missing while the case is being investigated.

City and county	Cases
Missing, Taylor	42
Citrus Springs, Citrus	42
Caryville, Washington	42
Sanibel, Lee	41
Weirsdale, Marion	41
Missing, Suwannee	40
Ponce De Leon, Holmes	40
Bokeelia, Lee	40
Valparaiso, Okaloosa	40
Micanopy, Alachua	40
Missing, Bradford	39
Christmas, Orange	39
Babson Park, Polk	39
Celebration, Osceola	38
Azalea Park, Orange	38
Steinhatchee, Taylor	37
Howey-In-The-Hills, Lake	37
Inlet Beach, Walton	37
Missing, Bay	37
Laurel Hill, Okaloosa	36
Malabar, Brevard	36
Juno Beach, Palm Beach	36
Lake Helen, Volusia	36
Welaka, Putnam	35
Cloud Lake, Palm Beach	35
Bryceville, Nassau	35
Summerland Key, Monroe	35
Hosford, Liberty	34
Belleair, Pinellas	34
Cutler Bay, Dade	34
Missing, Liberty	34
Lauderdale By The Sea, Broward	34
Princeton, Dade	34
Missing, Jefferson	32
Hallandale Beach, Broward	32
Big Pine Key, Monroe	32
Fern Park, Seminole	31
Lady Lake, Sumter	31
San Mateo, Putnam	31
Osteen, Volusia	31
Singer Island, Palm Beach	31
Madeira Beach, Pinellas	31
Canal Point, Palm Beach	31
Fort McCoy, Marion	29
Greensboro, Gadsden	29
Hypoluxo, Palm Beach	29
Eglin Air Force Base, Okaloosa	29
Sumterville, Sumter	29
Destin, Walton	28
Bradenton Beach, Manatee	27
Saint James City, Lee	27
Yalaha, Lake	27
Felda, Hendry	27
The Villages, Lake	26
Holt, Okaloosa	26
Naranja, Dade	26
Paisley, Lake	25
Astor, Lake	25
Missing, Dixie	25

COVID-19: characteristics of 582,407 Florida resident cases

Data through Aug 19, 2020 verified as of Aug 20, 2020 at 09:25 AM

Data in this report are provisional and subject to change.

The table below includes the cities and counties of residence for cases in Florida residents based on the patient's ZIP Code.

Note that city is not always received as part of the initial notification and may be missing while the case is being investigated.

City and county	Cases
Patrick Air Force Base, Brevard	25
Oak Hill, Volusia	24
Missing, Charlotte	24
Unknown, Orange	24
Flemington, Marion	24
Belleair Beach, Pinellas	24
Ochopee, Collier	24
Clarksville, Calhoun	23
Jupiter, Martin	23
Air Mail Facility, Dade	23
Panacea, Wakulla	23
Sunny Isles Beach, Dade	23
Altoona, Lake	22
Odessa, Pasco	22
Campbellton, Jackson	22
Grant-Valkaria, Brevard	22
Florida Dept Of Corrections, Union	22
Missing, Union	22
Lockhart, Orange	22
Sopchoppy, Wakulla	22
Longboat Key, Manatee	21
Kindred, Osceola	21
Ponce Inlet, Volusia	20
Brooker, Bradford	20
Fruit Cove, St. Johns	20
Tice, Lee	19
Callaway, Bay	19
Temple Terrace, Hillsborough	19
Waldo, Alachua	19
Baldwin, Duval	19
Village Of Wellington, Palm Beach	19
Missing, Franklin	19
Crystal Beach, Pinellas	19
Georgetown, Putnam	18
Inglis, Levy	18
Holmes Beach, Manatee	18
Placida, Charlotte	18
Hialeah Gardens, Dade	18
Florahome, Putnam	18
Dinsmore, Duval	18
Miami Springs, Dade	18
Alafaya, Orange	18
Kissimmee, Orange	18
West Panama City Beach, Bay	18
Bay Lake, Orange	17
Tierra Verde, Pinellas	17
Highland Beach, Palm Beach	17
Matlacha, Lee	17
Pinetta, Madison	17
Lamont, Jefferson	17
Ona, Hardee	17
Bascom, Jackson	16
Missing, Lafayette	16
Okahumpka, Lake	16
Waverly, Polk	16
Palm Beach Shores, Palm Beach	16
Manalapan, Palm Beach	16
North Bay Village, Dade	15
Eatonville, Orange	15

COVID-19: characteristics of 582,407 Florida resident cases

Data through Aug 19, 2020 verified as of Aug 20, 2020 at 09:25 AM

Data in this report are provisional and subject to change.

The table below includes the cities and counties of residence for cases in Florida residents based on the patient's ZIP Code.

Note that city is not always received as part of the initial notification and may be missing while the case is being investigated.

City and county	Cases
Walnut Hill, Escambia	15
Fort Denaud, Hendry	14
Hollister, Putnam	14
Terra Ceia, Manatee	14
Carrollwood, Hillsborough	14
Miami Shores, Dade	14
Winter Park, Seminole	13
Lighthouse Point, Broward	13
Santa Fe, Alachua	13
Balm, Hillsborough	13
Eaton Park, Polk	13
West Park, Broward	13
Village Of Palmetto Bay, Dade	13
Dania Beach, Broward	13
Nocatee, Desoto	12
Harmony, Osceola	12
Miami, Unknown	12
Palm Shores, Brevard	12
Barefoot Bay, Brevard	12
Hampton, Bradford	12
Saint Pete Beach, Pinellas	12
Sebastian, Brevard	11
Tyndall Air Force Base, Bay	11
Mexico Beach, Bay	11
Bay Pines, Pinellas	11
Bellview, Escambia	11
Missing, Glades	11
Kinard, Calhoun	11
Intercession City, Osceola	11
North Redington Beach, Pinellas	11
Sun City, Hillsborough	11
Ocean Ridge, Palm Beach	11
Goulds, Dade	11
Lake Suzy, Desoto	10
Tioga, Alachua	10
Heathrow, Seminole	10
Bayonet Point, Pasco	10
Treasure Island, Pinellas	10
Sydney, Hillsborough	10
Labelle, Glades	10
Unknown, Dade	10
Palmdale, Glades	10
Kathleen, Polk	9
Bagdad, Santa Rosa	9
La Crosse, Alachua	9
Orange Lake, Marion	9
Homosassa Springs, Citrus	9
Centerville, Leon	9
Key Colony Beach, Monroe	9
Lorida, Highlands	9
Missing, Alachua	9
Highland City, Polk	9
University Of Miami, Dade	9
Cedar Key, Levy	8
Dowling Park, Suwannee	8
Lacoochee, Pasco	8
Enterprise, Volusia	8
Hernando Beach, Hernando	8
Wabasso, Indian River	8

COVID-19: characteristics of 582,407 Florida resident cases

Data through Aug 19, 2020 verified as of Aug 20, 2020 at 09:25 AM

Data in this report are provisional and subject to change.

The table below includes the cities and counties of residence for cases in Florida residents based on the patient's ZIP Code.

Note that city is not always received as part of the initial notification and may be missing while the case is being investigated.

City and county	Cases
Branford, Lafayette	8
Bradley, Polk	8
Reunion, Osceola	8
Paxton, Walton	7
Pensacola Beach, Santa Rosa	7
Plymouth, Orange	7
Long Key, Monroe	7
Lutz, Pasco	7
Tangerine, Orange	7
Aloma, Orange	7
Gonzalez, Escambia	7
Eloise, Polk	7
Buena Ventura Lakes, Osceola	7
Kenansville, Osceola	7
Missing, Putnam	7
Venus, Highlands	7
Wahneta, Polk	7
Pasadena, Pinellas	6
Goodland, Collier	6
Altamonte Springs, Orange	6
Perdido Key, Escambia	6
Steinhatchee, Dixie	6
Psl, Unknown	6
North Venice, Sarasota	6
Jacksonville, Unknown	6
Quail Heights, Dade	6
Maitland, Seminole	6
Sparr, Marion	6
Palma Sola, Manatee	6
Penney Farms, Clay	5
Woodville, Leon	5
Yankeetown, Levy	5
Lake City, Suwannee	5
Long Boat Key, Manatee	5
Missing, Columbia	5
Ebro, Washington	5
Ponce De Leon, Walton	5
Hialeah, Unknown	5
Homeland, Polk	5
Horseshoe Beach, Dixie	5
Crystal Springs, Pasco	5
Saint Lucie West, St. Lucie	5
Ferndale, Lake	5
Hallandale Beach, Broward	5
Boca Grande, Lee	5
Parker, Bay	5
Mango, Hillsborough	5
Shady Grove, Taylor	5
Rubonia, Manatee	5
Tallevast, Manatee	5
Indian Lake Estates, Polk	5
Poinciana, Osceola	5
South Palm Beach, Palm Beach	5
Nichols, Polk	5
Perrine, Dade	5
West Delray Beach, Palm Beach	5
Orlando, Osceola	4
Nobleton, Hernando	4
Northdale, Hillsborough	4

COVID-19: characteristics of 582,407 Florida resident cases

Data through Aug 19, 2020 verified as of Aug 20, 2020 at 09:25 AM

Data in this report are provisional and subject to change.

The table below includes the cities and counties of residence for cases in Florida residents based on the patient's ZIP Code.

Note that city is not always received as part of the initial notification and may be missing while the case is being investigated.

City and county	Cases
Celebration, Orange	4
Durant, Hillsborough	4
Mcintosh, Marion	4
Leisure City, Dade	4
New Smyrna, Volusia	4
Oneco, Manatee	4
Miami, Broward	4
Hollywood, Unknown	4
Gulf Stream, Palm Beach	4
City Of Sunrise, Broward	4
Ybor City, Hillsborough	4
Maxville, Duval	4
Lulu, Columbia	4
Ft Pierce, St. Lucie	4
Gulf Breeze, Escambia	4
Gulf Hammock, Levy	4
Saint Marks, Wakulla	4
Lehigh, Lee	4
Indian Creek Village, Dade	4
Sewalls Point, Martin	4
Mayport, Duval	4
Pembroke Park, Broward	4
Buckingham, Lee	4
Fort Lauderdale, Unknown	4
Lake Como, Putnam	4
Micco, Brevard	4
Little Torch Key, Monroe	4
Lowell, Marion	4
Laud-By-The-Sea, Broward	4
Ridge Manor, Pasco	4
Siesta Key, Sarasota	4
Cudjoe Key, Monroe	4
Missing, Hamilton	4
Trilby, Pasco	4
Bonifay, Washington	4
Davenport, Osceola	4
Murdock, Charlotte	4
Telogia, Liberty	3
Alturas, Polk	3
Champions Gate, Polk	3
Forest City, Orange	3
Loughman, Polk	3
Fort Ogden, Desoto	3
Green Acres, Palm Beach	3
Port Salerno, Martin	3
Cottdale, Washington	3
Duette, Manatee	3
East Lake, Marion	3
Bayshore Gardens, Manatee	3
Anna Maria, Manatee	3
Hurlburt Field, Okaloosa	3
Everglades City, Collier	3
Orlando, Unknown	3
University Park, Manatee	3
Lake Monroe, Seminole	3
Lynbrook, Broward	3
Indian Shores, Pinellas	3
Captiva, Lee	3
Belleair Bluffs, Pinellas	3

COVID-19: characteristics of 582,407 Florida resident cases

Data through Aug 19, 2020 verified as of Aug 20, 2020 at 09:25 AM

Data in this report are provisional and subject to change.

The table below includes the cities and counties of residence for cases in Florida residents based on the patient's ZIP Code.

Note that city is not always received as part of the initial notification and may be missing while the case is being investigated.

City and county	Cases
Candler, Marion	3
Cortez, Manatee	3
Graceville, Holmes	3
Pine Hills, Orange	3
Lakeshore, Polk	3
Miami Gardens, Unknown	3
Clarcona, Orange	3
Sugarloaf, Monroe	3
Pine Castle, Orange	3
Ozona, Pinellas	3
Elfers, Pasco	3
Evinston, Alachua	3
Fanning Springs, Gilchrist	3
Fpo, Duval	3
Cinco Bayou, Okaloosa	3
Braden River, Manatee	3
Indian River Shores, Indian River	3
International Service Center, Dade	3
Miromar Lakes, Lee	3
Mayport Naval Housing, Duval	3
Mount Plymouth, Lake	3
Vernon, Bay	3
Virginia Gardens, Dade	3
Westchase, Hillsborough	3
Lauderhill, Unknown	3
El Jobean, Charlotte	3
Point Washington, Walton	3
Port Saint John, Brevard	3
Saint Leo, Pasco	3
University Of Central Florida, Orange	3
West Palm Beach, Unknown	3
Sand Lake, Orange	2
Roseland, Indian River	2
Mount Dora, Orange	2
Florida International University, Dade	2
Fort Lauderdale, Dade	2
Basinger, Okeechobee	2
Dade City, Hernando	2
At Large, Broward	2
Lake Butler, Bradford	2
Jonesville, Alachua	2
Miami, Martin	2
Miramar, Unknown	2
Union Park, Orange	2
Wakulla Springs, Wakulla	2
Samoset, Manatee	2
Suwannee, Dixie	2
Orange Springs, Marion	2
Palma Ceia, Hillsborough	2
Oakland Park, Unknown	2
Holder, Citrus	2
Rocky Point, Hillsborough	2
Unknown, Seminole	2
Unknown, Volusia	2
White Springs, Columbia	2
Venice, Manatee	2
Cypress, Jackson	2
Deerfield Beach, Unknown	2
Glenwood, Volusia	2

COVID-19: characteristics of 582,407 Florida resident cases

Data through Aug 19, 2020 verified as of Aug 20, 2020 at 09:25 AM

Data in this report are provisional and subject to change.

The table below includes the cities and counties of residence for cases in Florida residents based on the patient's ZIP Code.

Note that city is not always received as part of the initial notification and may be missing while the case is being investigated.

City and county	Cases
Lamont, Taylor	2
Miccosukee, Leon	2
Milligan, Okaloosa	2
Homeless, Pinellas	2
Miramar, Dade	2
Mesa, Unknown	2
Longboat Key, Sarasota	2
Jacksonville Naval Hospital, Duval	2
Ormond Beach, Flagler	2
San Carlos Park, Lee	2
Shady Hills, Pasco	2
Pompano Beach, Unknown	2
Sorrento, Orange	2
University Of Tampa, Hillsborough	2
Earleton, Alachua	2
Bayou George, Bay	2
Clewiston, Palm Beach	2
Oklawaha, Marion	2
Orlando, Seminole	2
Laurel, Sarasota	2
Sunny Hills, Washington	2
Switzerland, St. Johns	2
Tampa, Pinellas	2
White City, Gulf	2
Unknown, Palm Beach	2
Watersound, Walton	2
University Of FI, Alachua	2
Grandin, Putnam	2
Hollywood, Dade	2
Inlet Beach, Bay	2
Jacksonville, Clay	2
Doctors Inlet, Clay	2
Apopka, Seminole	2
Archer, Levy	2
Hallandale Beach, Unknown	2
Fairfield, Marion	2
Hawthorne, Putnam	2
Jensen Beach, St. Lucie	2
Loxahatchee Groves, Palm Beach	2
Unknown, Broward	2
West Bradenton, Manatee	2
Valkaria, Brevard	2
River Ranch, Polk	2
Trenton, Levy	2
The Villages, Marion	2
Ramrod Key, Monroe	2
Port Saint Lucie, Martin	2
Ponte Vedra, Duval	2
Port Charlotte, Unknown	2
Grove City, Charlotte	2
Fort Charlotte, Charlotte	2
Gibsonia, Polk	2
Destin, Unknown	2
Daytona Beach Shores, Volusia	2
Redington Beach, Pinellas	2
Redington Shores, Pinellas	2
Town N Country, Hillsborough	2
Margate, Unknown	2
Madison, Unknown	2

COVID-19: characteristics of 582,407 Florida resident cases

Data through Aug 19, 2020 verified as of Aug 20, 2020 at 09:25 AM

Data in this report are provisional and subject to change.

The table below includes the cities and counties of residence for cases in Florida residents based on the patient's ZIP Code.

Note that city is not always received as part of the initial notification and may be missing while the case is being investigated.

City and county	Cases
Lealman, Pinellas	2
Lake Harbor, Palm Beach	2
Goldenrod, Seminole	2
Chokoloskee, Collier	2
Westlake, Palm Beach	2
Orlando, Brevard	2
Scottsmoor, Brevard	2
Sea Ranch Lakes, Broward	1
Port Charlotte Fl, Unknown	1
Rosemary Beach, Bay	1
Saint Cloud, Orange	1
Saint George Island, Franklin	1
Saint Petersburg, Dade	1
San Pedro Sula, Dade	1
Palm Coast, Orange	1
Opa Locka, Unknown	1
Orange, Orange	1
Wimauma, Manatee	1
Wausau, Washington	1
Seminole, Orange	1
Tampa, Dade	1
Cosselberry, Orange	1
Crestview, Dade	1
Dania, Unknown	1
Darien, Pasco	1
Bostwick, Putnam	1
Brewton, Escambia	1
Bartow, Unknown	1
Boca Rotan, Unknown	1
Caryville, Holmes	1
Cassadaga, Volusia	1
Grand Island, Unknown	1
Fort Myers, Seminole	1
Fwb, Unknown	1
Gastonia, Polk	1
Deltona , Volusia	1
Los Angeles, Polk	1
Lanark Village, Franklin	1
Green, Clay	1
Hialean, Unknown	1
Holt, Unknown	1
Miami Granders, Dade	1
Longwood, Orange	1
Live Oak, Columbia	1
Mc Dade, Broward	1
Miamt, Dade	1
Mid Florida, Seminole	1
Ocala, Unknown	1
Ocean Breeze, Martin	1
N/A, Duval	1
Nokomis, Palm Beach	1
Tampa, Orange	1
University Of Central Fl, Orange	1
Unknown Out Of Area, Duval	1
Valrico, Orange	1
South Fort Myers, Lee	1
Orlando, Orange	1
Palm City, Unknown	1
Deer Island, Lake	1

COVID-19: characteristics of 582,407 Florida resident cases

Data through Aug 19, 2020 verified as of Aug 20, 2020 at 09:25 AM

Data in this report are provisional and subject to change.

The table below includes the cities and counties of residence for cases in Florida residents based on the patient's ZIP Code.

Note that city is not always received as part of the initial notification and may be missing while the case is being investigated.

City and county	Cases
Eustic, Unknown	1
Everett, Dade	1
Apopka, Unknown	1
Alligator Point, Wakulla	1
Amelia City, Nassau	1
Bonita Springs, Collier	1
Greenacres, Unknown	1
Florida Power & Light Co, Dade	1
Fortlauderdale, Unknown	1
Ft Pierce, Unknown	1
Garland, Orange	1
Homeless, Dade	1
Hallandate Ben, Unknown	1
Jacksonville, Dade	1
Winterpark, Unknown	1
Wewahitchka, Calhoun	1
Port Everglades, Broward	1
Palm City, St. Lucie	1
Orlando, Lake	1
Newark, Broward	1
Niceville, Walton	1
Mount Pleasant, Gadsden	1
Tallahassee, Unknown	1
South Miami, Unknown	1
Saint Augusaintine Beach, St. Johns	1
Seven Springs, Pasco	1
Wintergarden, Orange	1
West Villages, Sarasota	1
Washington, Unknown	1
Unkown, Seminole	1
Middlesburg, Duval	1
Miami, Palm Beach	1
Jupiter, Duval	1
Lake Geneva, Clay	1
Jacksonville Beach, Collier	1
Immokalee, Lee	1
Davenport, Orange	1
Harrison, Pinellas	1
Boca Raton, Orange	1
Brooksville, Pasco	1
Dade City, Hillsborough	1
Celeste, Broward	1
Clermont, Orange	1
Clermont, Polk	1
Beverly Beach, Flagler	1
Aollywoss, Dade	1
Hispanic, St. Lucie	1
Kissimmee, Brevard	1
Gainsville, Alachua	1
Fort Pierce, Martin	1
99, Unknown	1
Florence Villa, Polk	1
Fl, Dade	1
Estero, Collier	1
Fellsmele, Brevard	1
Unknown, Columbia	1
Wesley Chapel, Alachua	1
Worthington Springs, Union	1
Weston, Dade	1

COVID-19: characteristics of 582,407 Florida resident cases

Data through Aug 19, 2020 verified as of Aug 20, 2020 at 09:25 AM

Data in this report are provisional and subject to change.

The table below includes the cities and counties of residence for cases in Florida residents based on the patient's ZIP Code.

Note that city is not always received as part of the initial notification and may be missing while the case is being investigated.

City and county	Cases
South Daytona Beach, Volusia	1
Tarpon Springs, Pasco	1
Tewksbury, Orange	1
Tampa Palms, Hillsborough	1
San Antonio, Unknown	1
Miamf, Dade	1
Riverview, Unknown	1
Olustee, Baker	1
Opalocka, Dade	1
Pine Ridge, Citrus	1
Okeechobee, St. Lucie	1
Champions Gate, Osceola	1
Brentwood, Citrus	1
Cape Haze, Charlotte	1
Davie, Unknown	1
Babcock Ranch, Charlotte	1
Alva, Escambia	1
Branford, Gilchrist	1
Duck Key, Monroe	1
Interlachen, Duval	1
Jacksonville Naval Air Station, Duval	1
Jacksonville, Nassau	1
Hialeahgardens, Dade	1
Homossa, Orange	1
Hosford, Calhoun	1
Unk, Alachua	1
Unknown Out Of Area, St. Lucie	1
Unknown, Charlotte	1
Uknown, Unknown	1
Unable To Obtain, Palm Beach	1
Sunrtise, Dade	1
Punta Gorda, Unknown	1
Rivera Beach, Palm Beach	1
Sharpes, Brevard	1
Sanford, Orange	1
Panama City, Unknown	1
Perth Amboy, Hillsborough	1
Oldsrav, Manatee	1
Monroe, Hillsborough	1
Morrison, Marion	1
North Fort Myers, Charlotte	1
North Laud, Unknown	1
Lucedale, St. Lucie	1
Watersound, Bay	1
Wtixrat, Dade	1
Yeehaw, Okeechobee	1
Hutchinson Island, St. Lucie	1
Jacksonville, Orange	1
Lakeland, Unknown	1
Layton, Monroe	1
Los Angeles, Dade	1
Mckinney, Broward	1
Miamc, Dade	1
Hallandale, Unknown	1
Homeless, Hillsborough	1
Hoclywsod, Dade	1
Deerfield, Broward	1
Coconut Ck, Unknown	1
Carl Fisher, Dade	1

COVID-19: characteristics of 582,407 Florida resident cases

Data through Aug 19, 2020 verified as of Aug 20, 2020 at 09:25 AM

Data in this report are provisional and subject to change.

The table below includes the cities and counties of residence for cases in Florida residents based on the patient's ZIP Code.

Note that city is not always received as part of the initial notification and may be missing while the case is being investigated.

City and county	Cases
Apollo Beach, Manatee	1
Alpharetta, Broward	1
Westville, Walton	1
Tamarac, Dade	1
Rosemary Beach, Walton	1
Saint Johns, Duval	1
Salt Springs, Marion	1
Port Saint Lucie, Palm Beach	1
Pass-A-Grille Beach, Pinellas	1
Pensacola Beach, Escambia	1
Pensacola, Unknown	1
Other, Dade	1
Orl, Osceola	1
Northport, Sarasota	1
Nalcrest, Polk	1
Jupiter Inlet, Palm Beach	1
Lauderdale Lakes, Unknown	1
Miamksaohes, Dade	1
Metter, Manatee	1
Mexico Beach, Gulf	1
Miami Dade, Unknown	1
Island Grove, Alachua	1
Indian Rock Beach, Pinellas	1
Hillsboro Beach, Broward	1
Greenville, Taylor	1
Cross Key, Monroe	1
Cypress Gardens, Polk	1
Graham, Bradford	1
Fellsmere, Brevard	1
Fernandina, Nassau	1
Okeechobee, Martin	1
Okeechobi, Unknown	1
North Miami, Palm Beach	1
North Port, Manatee	1
Panomo City, Bay	1
Pensacola, Dade	1
Orlando, Manatee	1
North Lauderdale, Unknown	1
Syracuse, Unknown	1
Sunrise, Unknown	1
Twentynine Palms, Broward	1
Unknown, Manatee	1
Windermere, Unknown	1
St Cloud, Orange	1
Sarasota, Unknown	1
Seacrest, Walton	1
Pinellas Park, Pasco	1
Pooler, Broward	1
Salem, Taylor	1
Xifamk, Dade	1
Marathon Shores, Monroe	1
Mayport Naval Station, Duval	1
Litchfield Park, Unknown	1
Laurel Hill, Walton	1
Jena, Taylor	1
Lake Worth, Unknown	1
Haines City, Orange	1
Austin, Dade	1
Boys Ranch, Suwannee	1

COVID-19: characteristics of 582,407 Florida resident cases

Data through Aug 19, 2020 verified as of Aug 20, 2020 at 09:25 AM

Data in this report are provisional and subject to change.

The table below includes the cities and counties of residence for cases in Florida residents based on the patient's ZIP Code.

Note that city is not always received as part of the initial notification and may be missing while the case is being investigated.

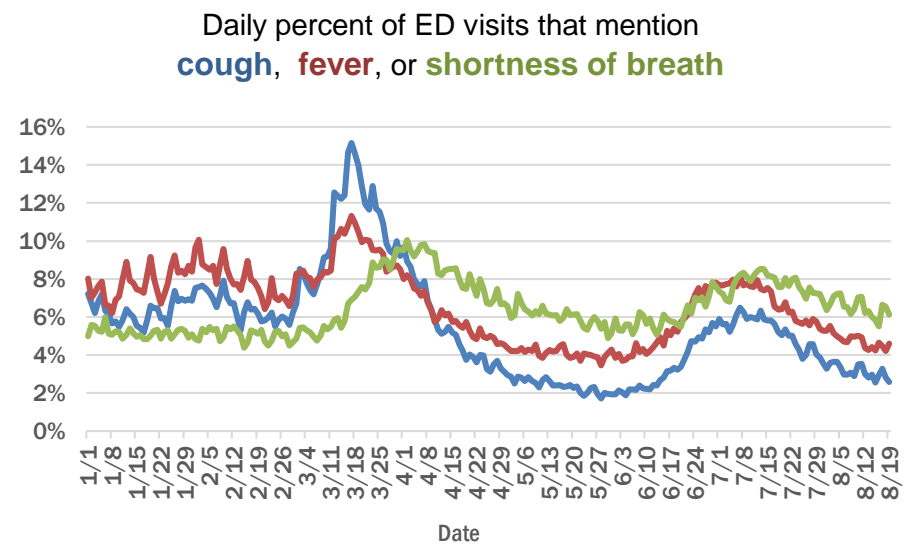
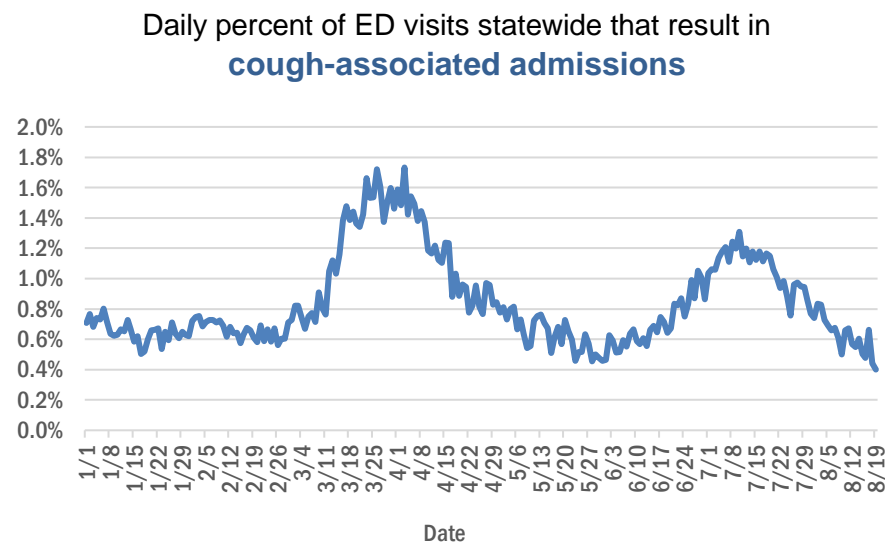
City and county	Cases
Clearwater, Hillsborough	1
Apo, Collier	1
Arcadia, Unknown	1
Astor, Volusia	1
Big Torch Key, Monroe	1
Bonifay, Unknown	1
East Rockland Key, Monroe	1
Franklin, Orange	1
New Church, Palm Beach	1
New Port Richey, Hillsborough	1
Okeechobee, Highlands	1
Okeechobee, Unknown	1
Orange Park, Duval	1
Seacrest, Bay	1
Stiamk, Dade	1
Sugarloaf Key, Monroe	1
Port St Luice, Unknown	1
Rices Landing, Dade	1
Pensacola Naval Hospital, Escambia	1
Tavares, Unknown	1
Unknown Out Of Area, Palm Beach	1
Unknown, Duval	1
Weston, Unknown	1
West Hollywood, Broward	1
Winter Springs, Orange	1
Total	582,407

COVID-19: additional surveillance information

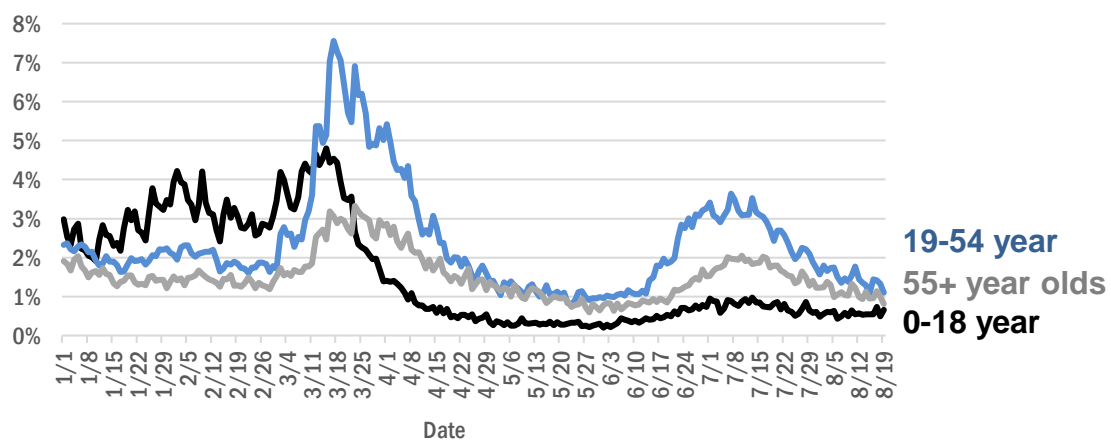
Data through Aug 19, 2020 verified as of Aug 20, 2020 at 09:25 AM

Data in this report are provisional and subject to change.

Statewide emergency department (ED) chief complaint and admission data



Daily percent of ED visits statewide that mention cough by age group



The Electronic Surveillance System for the Early Notification of Community-Based Epidemics (ESSENCE-FL) includes chief complaint data from 211 of 212 Florida EDs. Data are transmitted electronically to ESSENCE-FL daily or hourly.

COVID-19: All Florida residents with test results reported

Data through Aug 19, 2020 verified as of Aug 20, 2020 at 09:25 AM

Data in this report are provisional and subject to change.

The table below includes persons with laboratory results that the Department of Health has received electronically or by mail/fax for Florida residents.

County	Awaiting testing	Inconclusive	Negative	Positive	Percent positive	Total tested
Dade	443	1,908	611,778	148,196	19%	761,882
Broward	127	856	404,444	67,519	14%	472,819
Palm Beach	264	597	260,800	39,536	13%	300,933
Hillsborough	206	506	226,307	34,917	13%	261,730
Orange	453	289	256,880	33,719	12%	290,888
Duval	200	214	198,543	24,854	11%	223,611
Pinellas	12	139	164,815	18,945	10%	183,899
Lee	34	64	104,550	17,430	14%	122,044
Polk	65	107	90,671	15,833	15%	106,611
Collier	193	70	55,495	10,952	16%	66,517
Osceola	166	127	58,369	10,467	15%	68,963
Manatee	15	73	80,675	9,889	11%	90,637
Escambia	5	53	64,480	9,652	13%	74,185
Volusia	95	112	70,633	8,604	11%	79,349
Marion	27	109	49,852	7,677	13%	57,638
Seminole	57	63	64,563	7,612	11%	72,238
Pasco	132	52	65,340	7,562	10%	72,954
Sarasota	14	53	72,162	6,794	9%	79,009
Brevard	15	56	82,071	6,732	8%	88,859
St. Lucie	276	50	40,238	6,436	14%	46,724
Lake	185	85	64,174	5,818	8%	70,077
Leon	43	113	58,992	5,520	9%	64,625
Bay	16	58	23,845	4,924	17%	28,827
Alachua	10	30	72,665	4,753	6%	77,448
Santa Rosa	22	40	26,246	4,301	14%	30,587
St. Johns	52	30	39,879	4,020	9%	43,929
Martin	52	38	22,964	3,986	15%	26,988
Okaloosa	45	45	27,130	3,819	12%	30,994
Clay	18	20	33,449	3,568	10%	37,037
Columbia	4	56	11,292	3,113	22%	14,461
Indian River	47	13	26,228	2,678	9%	28,919
Charlotte	11	33	25,511	2,429	9%	27,973
Hernando	4	14	18,492	2,348	11%	20,854
Suwannee	2	48	7,236	2,282	24%	9,566
Jackson	6	14	11,870	2,164	15%	14,048
Gadsden	9	42	11,733	2,077	15%	13,852
Hendry		19	6,995	1,898	21%	8,912
Citrus	34	8	18,355	1,877	9%	20,240
Highlands	8	11	15,624	1,673	10%	17,308
Putnam	2	12	12,288	1,667	12%	13,967
Monroe	57	13	13,486	1,644	11%	15,143
Sumter	23	16	17,724	1,619	8%	19,359
Desoto	6	7	8,523	1,435	14%	9,965
Walton		36	8,901	1,407	14%	10,344
Nassau	31	18	14,557	1,307	8%	15,882
Flagler	7	18	15,030	1,181	7%	16,229
Okeechobee	2	14	7,859	1,173	13%	9,046
Lafayette	3	11	1,281	1,129	47%	2,421

COVID-19: All Florida residents with test results reported

Data through Aug 19, 2020 verified as of Aug 20, 2020 at 09:25 AM

Data in this report are provisional and subject to change.

The table below includes persons with laboratory results that the Department of Health has received electronically or by mail/fax for Florida residents.

County	Awaiting testing	Inconclusive	Negative	Positive	Percent positive	Total tested
Taylor	7	30	4,406	1,122	20%	5,558
Baker	30	25	5,261	1,098	17%	6,384
Hardee	4	9	5,538	1,038	16%	6,585
Washington	12	21	5,481	954	15%	6,456
Levy	2	9	5,967	817	12%	6,793
Wakulla	3	35	7,478	809	10%	8,322
Madison	2	11	4,489	768	15%	5,268
Gulf	2	5	4,386	760	15%	5,151
Hamilton	1	2	4,442	640	13%	5,084
Dixie	1	12	3,829	624	14%	4,465
Bradford	2	22	4,398	613	12%	5,033
Holmes	4	7	3,881	552	12%	4,440
Calhoun	1	15	3,717	517	12%	4,249
Union		18	7,912	505	6%	8,435
Franklin	2	5	3,705	481	11%	4,191
Jefferson		15	2,671	471	15%	3,157
Glades		1	780	432	36%	1,213
Gilchrist	2	8	3,497	420	11%	3,925
Liberty			2,778	412	13%	3,190
Unknown	1	34	5,026	238	4%	5,298
Total	3,574	6,644	3,734,637	582,407	13%	4,323,688

COVID-19: testing by laboratory

Data through Aug 19, 2020 verified as of Aug 20, 2020 at 09:25 AM

Data in this report are provisional and subject to change.

The numbers in the table below represent the number of Florida and non-Florida residents for whom test results were received by the Department of Health. A person can be tested by more than one laboratory and can have both positive and negative results. **Therefore, the sum of the numbers in each column will be larger than the total number of people tested.**

Reporting lab	Inconclusive	Negative	Positive	Percent positive	Total
LABORATORY CORPORATION OF AMERICA	1,203	745,030	105,894	12%	852,127
QUEST DIAGNOSTICS - TAMPA	6,039	702,535	102,599	13%	811,173
BIO REFERENCE LABORATORIES, INC	6,308	495,064	98,745	16%	600,117
GENETWORX	662	390,625	32,860	8%	424,147
CURATIVE_LABS	3,827	240,649	25,536	9%	270,012
REALTOX LABS LLC	2,741	224,011	39,998	15%	266,750
NORTHWEST LABORATORY	230	116,881	6,101	5%	123,212
ADVENT HEALTH LAB	112	101,302	14,100	12%	115,514
MEDICAL DIAGNOSTIC LABORATORIES	824	84,769	12,103	12%	97,696
ELABNETWORK	790	86,517	7,895	8%	95,202
KORVALABS, INC	1,084	85,833	4,302	5%	91,219
MAKO GENOMICS	3,782	60,490	11,525	15%	75,797
BIOCOLLECTIONS WORLDWIDE, INC	369	60,692	9,844	14%	70,905
MAYO CLINIC LABORATORIES	153	63,583	6,784	10%	70,520
MEMORIAL REGIONAL HOSPITAL SOUTH	20	50,381	12,911	20%	63,312
QUEST DIAGNOSTICS NICHOLS INSTITUTE, INC.	263	54,549	7,384	12%	62,196
BAYCARE LABORATORIES LLC	323	54,875	5,592	9%	60,790
BPHL-JACKSONVILLE	14	47,756	8,944	16%	56,714
SACRED HEART HOSPITAL LABORATORY	2	47,174	6,035	11%	53,211
ORLANDO REG MED CENTER CLINICAL LAB	473	44,513	5,671	11%	50,657
DIATHERIX LABORATORIES		40,303	5,869	13%	46,172
TAMPA GENERAL HOSPITAL	4	40,537	3,187	7%	43,728
UF PATHLABS	33	40,203	1,819	4%	42,055
TESTING MATTERS INC		36,886	5,052	12%	41,938
BPHL-MIAMI	214	33,360	7,604	18%	41,178
ARUP LABORATORIES		34,214	2,424	7%	36,638
VIRACOR-EUROFINS LABORATORIES		27,539	8,644	24%	36,183
JACKSON MEMORIAL HOSPITAL CLINICAL LAB	79	28,070	6,849	20%	34,998
BPHL-TAMPA (SPECTRUM BLVD)	45	26,831	4,594	15%	31,470
Florida_Hospital	40	26,409	3,940	13%	30,389
SHANDS AT THE UNIVERSITY OF FLORIDA	175	26,269	1,532	5%	27,976
AIT LABORATORIES		24,960	2,945	11%	27,905
SUNPATH MEDICAL DIAGNOSTICS LABORATORY	154	21,453	3,839	15%	25,446
LAKELAND REGIONAL MEDICAL CENTER	80	22,332	2,728	11%	25,140
ST VINCENT'S MEDICAL CENTER - RIVERSIDE	1	21,637	2,594	11%	24,232
RCA LABORATORY SERVICES, LLC		22,274	979	4%	23,253
CAPE CORAL HOSPITAL CLINICAL LABORATORY		16,574	3,015	15%	19,589
WALGREENS	11	16,604	2,769	14%	19,384
BROWARD GENERAL MEDICAL CENTER-CLINICAL LAB	2	14,723	2,030	12%	16,755
NIZNIK LAB CORP	346	11,156	5,040	30%	16,542
BAPTIST MEDICAL CENTER JACKSONVILLE	1	13,929	953	6%	14,883
SHANDS JACKSONVILLE MEDICAL CENTER INC	31	13,441	1,280	9%	14,752
BAPTIST HOSPITAL OF MIAMI CLINICAL LABORATORY	20	11,884	2,660	18%	14,564
STATLAB_MOBILE	1	12,432	1,112	8%	13,545
ADVENTHEALTH DAYTONA BEACH	21	11,923	987	8%	12,931
FLORIDA HOSPITAL - TAMPA	5	11,715	1,207	9%	12,927
SARASOTA MEMORIAL HOSPITAL MAIN LAB	12	11,458	1,015	8%	12,485

COVID-19: testing by laboratory

Data through Aug 19, 2020 verified as of Aug 20, 2020 at 09:25 AM

Data in this report are provisional and subject to change.

The numbers in the table below represent the number of Florida and non-Florida residents for whom test results were received by the Department of Health. A person can be tested by more than one laboratory and can have both positive and negative results. **Therefore, the sum of the numbers in each column will be larger than the total number of people tested.**

Reporting lab	Inconclusive	Negative	Positive	Percent positive	Total
CLEVELAND CLINIC HOSPITAL LAB	4	11,132	1,171	10%	12,307
APPLIED INGENUITY DIAGNOSTICS LLC		11,486	771	6%	12,257
AKESOGEN		10,395	1,724	14%	12,119
NAPLES COMMUNITY HOSPITAL	25	10,715	1,272	11%	12,012
PALMETTO GENERAL HOSPITAL LAB	3	8,874	2,795	24%	11,672
ST JOSEPHS HOSPITAL LABORATORY	11	10,075	1,478	13%	11,564
MOUNT SINAI MEDICAL CENTER	6	9,601	1,188	11%	10,795
MILLENNIUM PHYSICIAN GROUP		8,915	1,776	17%	10,691
IMPACT HEALTH BIOMETRIC TESTING, INC	116	9,382	1,191	11%	10,689
UNIVERSITY OF MIAMI HOSPITAL	9	8,553	1,650	16%	10,212
NICKLAUS CHILDREN'S HOSPITAL	32	8,021	2,005	20%	10,058
NORTH FLORIDA REGIONAL MEDICAL CENTER		8,857	1,018	10%	9,875
INTEGRATED REGIONAL LABORATORIES LLP		8,023	1,526	16%	9,549
JFK MEDICAL CENTER LAB	1	7,884	1,515	16%	9,400
ECCO LAB GROUP CO	271	6,835	2,233	24%	9,339
SAINT MARY'S MEDICAL CENTER	11	7,858	1,268	14%	9,137
BRANDON REGIONAL HOSPITAL		7,475	1,394	16%	8,869
QUEST NEW ENGLAND	35	7,726	996	11%	8,757
JUPITER MEDICAL CENTER LAB	39	7,656	1,046	12%	8,741
MORTON PLANT HOSPITAL-ADLER INSTITUTE	8	8,019	658	8%	8,685
SOUTH MIAMI HOSPITAL LAB	12	7,518	1,153	13%	8,683
TALLAHASSEE MEMORIAL HOSPITAL	23	7,630	781	9%	8,434
LABCORP BURLINGTON (LPP)	3	7,915	385	5%	8,303
WELLINGTON REGIONAL MED CTR LAB	3	6,740	1,113	14%	7,856
FLORIDA HOSPITAL WATERMAN LABORATORY	15	7,134	604	8%	7,753
INDIAN RIVER MEDICAL CENTER LAB		7,112	479	6%	7,591
PANCARE OF FLORIDA INC		6,845	502	7%	7,347
MEMORIAL REGIONAL HOSPITAL CLINICAL LABORATORY	8	6,643	524	7%	7,175
REAL DIAGNOSTICS	77	6,449	465	7%	6,991
LARKIN COMMUNITY HOSPITAL	10	5,749	1,097	16%	6,856
HOMESTEAD HOSPITAL CLINICAL LABORATORY	12	4,981	1,486	23%	6,479
QUEST DIAGNOSTICS INFECTIOUS DISEASE INC	39	4,938	1,450	23%	6,427
BAPTIST HOSPITAL OF MIAMI MOLECULAR DIAGNOSTICS	55	5,508	833	13%	6,396
AEGIS SCIENCES CORPORATION	27	5,799	530	8%	6,356
LARKIN COMMUNITY HOSPITAL INC DBA CARDIOTROPIC		3,226	3,095	49%	6,321
LEESBURG REGIONAL MEDICAL CENTER		5,628	674	11%	6,302
DELRAY MEDICAL CENTER	2	5,577	716	11%	6,295
ARNOLD PALMER MEDICAL CENTER CLINICAL LAB		6,058	212	3%	6,270
MEMORIAL HOSPITAL JACKSONVILLE	8	4,824	1,280	21%	6,112
Lee Memorial Hospital		4,832	1,255	21%	6,087
OSCEOLA REGIONAL MEDICAL CENTER	1	4,989	992	17%	5,982
ST ANTHONY'S HOSPITAL LAB	10	5,241	713	12%	5,964
WEST KENDALL BAPTIST HOSPITAL LABORATORY	4	4,639	1,291	22%	5,934
WINTER HAVEN HOSPITAL CLINICAL LABORATORY	1	4,863	937	16%	5,801

COVID-19: testing by laboratory

Data through Aug 19, 2020 verified as of Aug 20, 2020 at 09:25 AM

Data in this report are provisional and subject to change.

The numbers in the table below represent the number of Florida and non-Florida residents for whom test results were received by the Department of Health. A person can be tested by more than one laboratory and can have both positive and negative results. **Therefore, the sum of the numbers in each column will be larger than the total number of people tested.**

Reporting lab	Inconclusive	Negative	Positive	Percent positive	Total
LAWNWOOD REGIONAL MEDICAL CENTER	1	4,563	896	16%	5,460
GOOD SAMARITAN MEDICAL CENTER LAB	1	4,473	891	17%	5,365
ST JOSEPHS HOSPITAL	7	4,591	694	13%	5,292
QUEST DIAGNOSTICS - WEST HILLS	19	5,052	201	4%	5,272
AMERICAN HEALTH ASSOCIATES	7	4,068	1,152	22%	5,227
BAPTIST MEDICAL CENTER SOUTH		4,839	382	7%	5,221
ORANGE PARK MEDICAL CENTER	9	4,053	1,101	21%	5,163
MEASE COUNTRYSIDE LAB	1	4,630	510	10%	5,141
MARTIN HOSPITAL SOUTH LAB		4,758	279	6%	5,037
GULF COAST MEDICAL CENTER MICROLAB		3,728	1,260	25%	4,988
BIOCERNA LABS	207	3,719	915	19%	4,841
HALIFAX MEDICAL CENTER LAB	17	4,051	676	14%	4,744
RUTGERS CLINICAL GENOMICS LABORATORY	10	4,477	190	4%	4,677
QUEST DIAGNOSTICS NICHOLS INSTITUTE - SJC (ELR)	21	3,985	652	14%	4,658
BETHESDA HOSPITAL EAST		4,033	558	12%	4,591
BAPTIST HOSPITAL LABORATORY	4	3,830	756	16%	4,590
WEST FLORIDA HOSPITAL LAB		3,575	994	22%	4,569
FLORIDA HOSPITAL HEARTLAND MED CTR CLINICAL LAB	1	4,093	474	10%	4,568
WESTSIDE REGIONAL MED CTR	2	3,581	901	20%	4,484
MANATEE MEMORIAL HOSPITAL		3,951	473	11%	4,424
WEST BOCA MEDICAL CENTER LAB		3,931	476	11%	4,407
CORAL GABLES HOSPITAL CLINICAL LABORATORY		3,312	1,033	24%	4,345
BOSTON HEART DIAGNOSTICS CORP		3,712	582	14%	4,294
FLORIDA HOSPITAL WESLEY CHAPEL	1	3,917	372	9%	4,290
LARGO MEDICAL CENTER		3,608	553	13%	4,161
OAK HILL HOSPITAL		3,667	490	12%	4,157
NCH NORTH NAPLES HOSPITAL LAB	4	3,576	577	14%	4,157
MERCY HOSPITAL A CAMPUS OF PLANTATION GEN HOSP LAB	1	3,024	1,102	27%	4,127
PALM BEACH GARDENS MEDICAL CTR LAB		3,714	407	10%	4,121
AVENTURA HOSPITAL LAB		3,038	1,073	26%	4,111
NORTHWEST MEDICAL CENTER	1	3,120	959	24%	4,080
HEALTH PARK MEDICAL CENTER CLINICAL LAB		3,263	787	19%	4,050
DOCTORS HOSPITAL	2	3,195	848	21%	4,045
MEMORIAL HOSPITAL WEST LABORATORY SERVICES	12	3,552	408	10%	3,972
THE VILLAGES REGIONAL HOSPITAL		3,581	298	8%	3,879
PATIENTS FIRST LAKE ELLA MEDICAL CENTER PA		2,983	888	23%	3,871
PALMS WEST HOSPITAL LAB	2	2,997	832	22%	3,831
Capital Regional Medical Ctr		3,059	758	20%	3,817
CORAL SPRINGS MED CTR		3,386	427	11%	3,813
BROWARD HEALTH NORTH CLINICAL LABORATORY		3,253	557	15%	3,810
DRS CLACK SPENCER WHITE & MCCORMACK PA D/B/A		3,252	536	14%	3,788
NORTH SHORE MEDICAL CENTER		2,930	846	22%	3,776
ABL MEDICAL CARE LLC		3,278	483	13%	3,761
FLORIDA HOSPITAL ZEPHYRHILLS		3,435	283	8%	3,718
BLAKE MEDICAL CENTER		3,032	678	18%	3,710

COVID-19: testing by laboratory

Data through Aug 19, 2020 verified as of Aug 20, 2020 at 09:25 AM

Data in this report are provisional and subject to change.

The numbers in the table below represent the number of Florida and non-Florida residents for whom test results were received by the Department of Health. A person can be tested by more than one laboratory and can have both positive and negative results. **Therefore, the sum of the numbers in each column will be larger than the total number of people tested.**

Reporting lab	Inconclusive	Negative	Positive	Percent positive	Total
MOFFITT CANCER CENTER	5	3,606	47	1%	3,658
FLORIDA HOSPITAL FLAGLER	2	3,401	244	7%	3,647
FLORIDA MEDICAL CENTER - A CAMPUS OF NORTH SHORE	2	3,048	582	16%	3,632
FLORIDA HOSPITAL DELAND	6	2,881	595	17%	3,482
CARDIOTROPIC LABS	81	2,620	680	20%	3,381
QUEST DIAGNOSTICS	3	3,034	342	10%	3,379
NEW YORK STATE ELR - SUNRISE MEDICAL LABORATORIES		3,288	77	2%	3,365
CLEVELAND CLINIC MARTIN SOUTH HOSPITAL		3,041	308	9%	3,349
REGIONAL MEDICAL CENTER BAYONET POINT	2	3,060	276	8%	3,338
PLANTATION GENERAL HOSPITAL		2,473	861	26%	3,334
FLORIDA HOSPITAL OF CARROLLWOOD		2,806	483	15%	3,289
BAYFRONT MEDICAL CENTER	12	2,438	834	25%	3,284
NEMOURS CHILDRENS HOSPITAL		3,135	81	3%	3,216
MEDICAL CENTER OF TRINITY CLINICAL LABORATORY		2,673	455	15%	3,128
NORTHSIDE HOSPITAL AND HEART INSTITUTE		2,667	430	14%	3,097
INFORM DIAGNOSTICS, INC		2,890	177	6%	3,067
EXACT SCIENCES LABORATORIES		2,717	278	9%	2,995
LAKE CITY MEDICAL CENTER		2,255	736	25%	2,991
OCALA REGIONAL MEDICAL CENTER		2,588	378	13%	2,966
BAPTIST MEDICAL CENTER - BEACHES		2,697	196	7%	2,893
MORTON PLANT-MEASE	1	2,644	208	7%	2,853
DR. P. PHILLIPS HOSPITAL		2,731	111	4%	2,842
ST JOSEPHS NORTH HOSPITAL LAB		2,477	318	11%	2,795
CENTRAL FLORIDA REGIONAL HOSPITAL		2,379	378	14%	2,757
GULF COAST MEDICAL CENTER LAB		2,137	609	22%	2,746
IMPERIAL POINT MEDICAL CENTER		2,474	268	10%	2,742
LAKEWOOD RANCH MEDICAL CENTER		2,437	259	10%	2,696
LEON MEDICAL CENTERS LLC		2,040	576	22%	2,616
FULGENT DIAGNOSTICS	74	2,357	171	7%	2,602
ST LUCIE MEDICAL CENTER		2,024	516	20%	2,540
SOUTH FLORIDA BAPTIST HOSPITAL MICRO	1	2,082	383	16%	2,466
SOUTH LAKE HOSPITAL		2,348	107	4%	2,455
POINCIANA MEDICAL CENTER		1,772	680	28%	2,452
PHYSICIANS REGIONAL MEDICAL CENTER - PINE RIDGE RD		1,935	437	18%	2,372
WESTCHESTER HOSPITAL	16	1,879	410	18%	2,305
ALL CHILDREN'S HOSPITAL LAB		2,128	176	8%	2,304
MEDCOMP SCIENCES LLC	28	1,294	968	42%	2,290
NIGHT LITE PEDIATRICS	1	1,741	548	24%	2,290
UHEALTH CORAL GABLES/LENNAR MED CTR		2,151	116	5%	2,267
BAPTIST MEDICAL CENTER - NASSAU		2,135	115	5%	2,250
WEST MARION COMMUNITY HOSPITAL LAB		1,982	264	12%	2,246
VISTA CLINICAL		1,158	1,078	48%	2,236
UNIVERSITY HOSPITAL AND MEDICAL CENTER		1,619	595	27%	2,214
FLORIDA HOSPITAL NORTH PINELLAS	5	2,016	159	7%	2,180
SOUTH SEMINOLE HOSPITAL LABORATORY		2,054	86	4%	2,140
QUEST DIAGNOSTICS - ATLANTA	4	1,888	243	11%	2,135
WEST PALM HOSPITAL LAB		1,793	320	15%	2,113

COVID-19: testing by laboratory

Data through Aug 19, 2020 verified as of Aug 20, 2020 at 09:25 AM

Data in this report are provisional and subject to change.

The numbers in the table below represent the number of Florida and non-Florida residents for whom test results were received by the Department of Health. A person can be tested by more than one laboratory and can have both positive and negative results. **Therefore, the sum of the numbers in each column will be larger than the total number of people tested.**

Reporting lab	Inconclusive	Negative	Positive	Percent positive	Total
FLORIDA HOSPITAL FISH MEMORIAL	1	1,684	313	16%	1,998
MEMORIAL HOSPITAL MICRO		1,749	212	11%	1,961
ACCESS MEDICAL LABORATORIES		1,079	881	45%	1,960
ST PETERSBURG GENERAL HOSPITAL		1,449	483	25%	1,932
HIALEAH HOSPITAL	4	1,440	442	23%	1,886
MEMORIAL HOSPITAL- MIRAMAR	10	1,711	148	8%	1,869
WALGREEN CO	2	1,626	209	11%	1,837
MEASE DUNEDIN HOSPITAL	4	1,640	180	10%	1,824
BAPTIST NORTH EMERGENCY CENTER		1,328	486	27%	1,814
QUEST DIAGNOSTICS LENEXA	14	1,651	145	8%	1,810
FORT WALTON BEACH MEDICAL CENTER		1,515	271	15%	1,786
CITRUS MEMORIAL HOSPITAL LABORATORY		1,667	112	6%	1,779
ANNE BATES LEACH EYE HOSPITAL/ ABLEH MICROBIOLOGY LABORATORY		1,683	39	2%	1,722
ADVENTHEALTH OCALA LABORATORY		1,436	264	16%	1,700
LEE HEALTH COCONUT POINT CLINICAL LAB	1	1,337	324	19%	1,662
OVIEDO MEDICAL CENTER		1,392	264	16%	1,656
MEMORIAL HOSPITAL PEMBROKE	3	1,395	200	13%	1,598
DOCTORS HOSPITAL OF SARASOTA CLINICAL LABORATORY		1,416	171	11%	1,587
NONA SCIENTIFIC	1	1,222	315	20%	1,538
OPTEO LABORATORY		1,505	29	2%	1,534
RAULERSON HOSPITAL		1,242	268	18%	1,510
PALMS OF PASADENA HOSPITAL		1,291	218	14%	1,509
HEALTHQUEST ESOTERICS		826	678	45%	1,504
CLEVELAND CLINIC TRADITION HOSPITAL		1,302	171	12%	1,473
SOUTH BAY HOSPITAL MICRO		1,142	232	17%	1,374
PUTNAM COMMUNITY MEDICAL CENTER		1,182	192	14%	1,374
P4 CLINICAL, LLC	20	1,167	182	13%	1,369
LOWER KEYS MEDICAL CENTER		1,209	128	10%	1,337
ST VINCENT'S MEDICAL CENTER - SOUTHSIDE		1,307	27	2%	1,334
PHYSICIANS REGIONAL MEDICAL CENTER - COLLIER BLVD	1	1,036	297	22%	1,334
CLEVELAND CLINIC MARTIN NORTH HOSPITAL		1,134	175	13%	1,309
BETHESDA HOSPITAL WEST		1,145	144	11%	1,289
QUEST DIAGNOSTICS - MIRAMAR	6	343	929	73%	1,278
BARTOW REGIONAL MEDICAL CENTER	1	1,088	182	14%	1,271
TWIN CITIES HOSPITAL		1,119	115	9%	1,234
SYNERGY LABORATORIES	4	1,109	97	8%	1,210
CLINICORE		1,112	91	8%	1,203
BMCT Molecular Diagnostics Subsection		954	228	19%	1,182
PWN HEALTH	4	785	340	30%	1,129
LAKESIDE MEDICAL CENTER		759	339	31%	1,098
SACRED HEART-EMERALD COAST		902	171	16%	1,073
HIGHLANDS REGIONAL MEDICAL CENTER		886	180	17%	1,066
WALGREENS OAKLAND PARK	2	930	119	11%	1,051
GULF BREEZE HOSPITAL LAB	1	913	133	13%	1,047
AVECINA MEDICAL OAKLEAF		658	388	37%	1,046
QUEST DIAGNOSTICS WOOD DALE	2	954	76	7%	1,032
VIKOR SCIENTIFIC	2	606	410	40%	1,018

COVID-19: testing by laboratory

Data through Aug 19, 2020 verified as of Aug 20, 2020 at 09:25 AM

Data in this report are provisional and subject to change.

The numbers in the table below represent the number of Florida and non-Florida residents for whom test results were received by the Department of Health. A person can be tested by more than one laboratory and can have both positive and negative results. **Therefore, the sum of the numbers in each column will be larger than the total number of people tested.**

Reporting lab	Inconclusive	Negative	Positive	Percent positive	Total
ORLANDO VA MEDICAL CENTER		854	126	13%	980
LMHS		901	75	8%	976
UNIVERSITY OF MIAMI HOSPITAL & CLINICS	2	844	54	6%	900
PATIENTS CHOICE LABORATORIES		457	441	49%	898
ENGLEWOOD COMMUNITY HOSPITAL		817	73	8%	890
UHEALTH DEERFIELD BEACH/UMSYLVESTER DEERFIELD BEACH LABORATORY	3	831	40	5%	874
BAPTIST EMERGENCY CENTER OAKLEAF		708	154	18%	862
INGENIOUS PERSONALIZED MEDICINE	5	586	256	30%	847
MARINERS HOSPITAL		727	94	11%	821
FLORIDA HOSPITAL ORLANDO		745	73	9%	818
ACCESSDX	6	411	386	48%	803
ST VINCENTS CLAY COUNTY		775	24	3%	799
BAPTIST HEALTH EMERGENCY CENTER COUNTRY WALK		621	145	19%	766
PATHNOSTICS		81	680	89%	761
AVENTUS BIOLABS	1	382	365	49%	748
BAPTIST EMERGENCY CENTER CLAY		634	98	13%	732
CAPSTONE HEALTHCARE		438	237	35%	675
JACKSON HOSPITAL CLINICAL LABORATORY		578	84	13%	662
LABCORP	1	311	311	50%	623
ADVANCE MEDICAL OF NAPLES			615	100%	615
NONE		281	325	54%	606
LABCORP RTP	2	63	535	89%	600
PATIENTS FIRST - MAHAN DRIVE		164	427	72%	591
HOLIDAY CVS LLC		579	5	1%	584
MINUTECLINIC LLC #3703		515	66	11%	581
LAB24 INC	1		580	100%	581
TAMPA COMMUNITY HOSPITAL		410	170	29%	580
VAMC ORLANDO		296	279	49%	575
BARDMOOR LABORATORY	1	504	69	12%	574
DESOTO MEMORIAL HOSPITAL CLINICAL LABORATORY	3	450	118	21%	571
AVECINA MEDICAL SOUTHSIDE		327	228	41%	555
NCH HEALTHCARE SYSTEM MICROBIOLOGY LAB		1	552	100%	553
FLORIDA LABORATORY ANALYSIS		344	206	37%	550
EGLIN AIRFORCE BASE LAB		478	71	13%	549
LEE MEMORIAL HOSPITAL LAB			540	100%	540
Assurance Scientific Laboratories		415	121	23%	536
NCH NORTHEAST	1	349	184	34%	534
AVERO DIAGNOSTICS - IRVING		446	79	15%	525
QUEST	3	134	384	74%	521
UNITED CLINICAL LABORATORY LLC		4	510	99%	514
QUEST DIAGNOSTICS - IRVING	10	325	178	35%	513
HOLY CROSS HOSPITAL LABORATORY			479	100%	479
MAVERICK LABS		347	121	26%	468
SOUTHEAST ALABAMA MEDICAL CENT		421	43	9%	464
PHYSICIANS STAT LAB		136	328	71%	464
LUMINUS DIAGNOSTICS		307	145	32%	452
PANCARE OF FLORIDA, INC			442	100%	442

COVID-19: testing by laboratory

Data through Aug 19, 2020 verified as of Aug 20, 2020 at 09:25 AM

Data in this report are provisional and subject to change.

The numbers in the table below represent the number of Florida and non-Florida residents for whom test results were received by the Department of Health. A person can be tested by more than one laboratory and can have both positive and negative results. **Therefore, the sum of the numbers in each column will be larger than the total number of people tested.**

Reporting lab	Inconclusive	Negative	Positive	Percent positive	Total
ORLANDO VETERANS AFFAIRS MEDICAL CENTER		112	289	72%	401
NEW YORK STATE ELR - NORTH SHORE LONG ISLAND JEWISH HEALTH		364	23	6%	387
DYNIX DIAGNOSTICS		194	181	48%	375
QUEST DIAGNOSTICS NICHOLS INSTITUTE	5	353	17	5%	375
ATLANTIS URGENT CARE		272	93	25%	365
ASSOCIATED PATHOLOGISTS, LLC		301	63	17%	364
NEW YORK STATE ELR - NYU HOSPITALS CENTER CLINICAL LABORATORIES		350	12	3%	362
CLARITY LABS		305	49	14%	354
UAB HIGHLANDS LABORATORY		350	3	1%	353
MEMORIAL PEMBROKE 24/7 CARE CENTER		259	92	26%	351
INFORM DIAGNOSTICS		349	2	1%	351
LAB CORP	1	129	216	62%	346
NORTH FLORIDA PEDIATRICS-TALLAHASSEE		319	25	7%	344
MEDARBOR DIAGNOSTICS		1	342	100%	343
NEW YORK STATE ELR - LENCO MEDICAL LABORATORY		322	13	4%	335
MARTIN MEMORIAL LABORATORY AT ST LUCIE WEST		285	47	14%	332
ECCOLAB GROUP	1	75	241	76%	317
DAVITA LABS		290	26	8%	316
JAY HOSPITAL CLINICAL LABORATORY		231	78	25%	309
HISTOPATHOLOGY SERVICES, LLC		260	47	15%	307
NEW YORK STATE ELR - DEPARTMENT OF CLINICAL LABS		301	5	2%	306
SANTA ROSA MEDICAL CENTER		127	171	57%	298
CORE DIAGNOSTIC LABORATORIES LLC		219	73	25%	292
ADVENT HEALTH CENTRA CARE: WATERFORD LAKES		245	41	14%	286
TALLAHASSEE PRIMARY CARE ASSOCIATES		274	9	3%	283
WALGREENS ORLANDO		248	26	9%	274
NCF DIAGNOSTICS & DNA TECHNOLOGIES	10	37	222	83%	269
AVECINA MEDICAL JULINGTON		130	138	51%	268
LABCORP TAMPA	1	29	235	89%	265
ARCPOINT LABS - FORT MYERS		191	70	27%	261
VETERANS AFFAIRS MEDICAL CENTER LAB		9	248	96%	257
NITE LITE PEDIATRICS		164	92	36%	256
THERADOC		150	105	41%	255
SANFORD REFERENCE LAB		244	8	3%	252
GENESIS REFERENCE LABORATORIES		1	251	100%	252
FLO-MEDILAB SERVICES		81	170	68%	251
EXPRESS GENE MOLECULAR DIAGNOSTIC LABORATORY		2	246	99%	248
BAPTIST MD ANDERSON CANCER CENTER		246	1	0%	247
PHAROS HEALTH		134	110	45%	244
HOLIDAY CVS LLC DBA CVSPHARMACY #5155		241	3	1%	244
SUNRISE MEDICAL LABORATORIES		179	61	25%	240
CLARITY LAB SOLUTIONS		181	52	22%	233
TENNESSEE DOH - NASHVILLE	2	205	22	10%	229
FLAGLER HOSPITAL	4	18	207	90%	229
ASCEND CLINICAL		224	4	2%	228
SMA SPECIALITY MEDICAL LAB		62	158	72%	220
UNKNOWN		16	203	93%	219

COVID-19: testing by laboratory

Data through Aug 19, 2020 verified as of Aug 20, 2020 at 09:25 AM

Data in this report are provisional and subject to change.

The numbers in the table below represent the number of Florida and non-Florida residents for whom test results were received by the Department of Health. A person can be tested by more than one laboratory and can have both positive and negative results. **Therefore, the sum of the numbers in each column will be larger than the total number of people tested.**

Reporting lab	Inconclusive	Negative	Positive	Percent positive	Total
MEDSCAN LABORATORY INC		136	80	37%	216
HOLMES REGIONAL MEDICAL CENTER		3	211	99%	214
BIOCERNA LLC	8	154	51	24%	213
ST CLOUD REGIONAL MEDICAL CENTER		126	80	39%	206
HENDRY REGIONAL MEDICAL CENTER		2	204	99%	206
MARTIN MEMORIAL MEDICAL CENTER LAB		99	103	51%	202
ADVENTHEALTH LAB			202	100%	202
VAMC WEST PALM LAB		5	196	98%	201
JAMES A. HALEY VETERANS MICRO LAB			198	100%	198
TEMPUS CLINICAL LABORATORY	1	176	21	11%	198
PREMIER MEDICAL LABORATORY SERVICES		1	193	99%	194
GESSLER CLINIC		1	193	99%	194
AMELIA URGENT CARE		77	116	60%	193
EUROFINS NTD, LLC		164	28	15%	192
CENTRA CARE		32	160	83%	192
LABTECH DIAGNOSTIC		91	101	53%	192
BAYA URGENT CARE		3	187	98%	190
FLORIDA WOMAN CARE LABORATORY LLC		164	23	12%	187
PATHGROUP LABS LLC		90	97	52%	187
NCH HEALTHCARE BONITA		121	62	34%	183
BAY PINES VAMC CLINICAL LABORATORY		4	178	98%	182
MOLECULAR INFECTIOUS DISEASES		176	4	2%	180
QUALITOX LABORATORIES		96	81	46%	177
HOLIDAY CVS LLC DBA CVS PHARMACY #5154		171	5	3%	176
NEW YORK STATE ELR - NEW YORK PRESBYTERIAN HOSPITAL CUMC CLINICAL		162	13	7%	175
GENESIS MEDICAL LABORATORY MIAMI FL.		78	94	55%	172
STEWART REFERENCE LABORATORY		46	119	72%	165
FLORIDA HOSPITAL WAUCHULA		89	74	45%	163
C.W. BILL YOUNG VA MEDICAL CENTER		4	159	98%	163
NEW YORK STATE ELR - MOUNT SINAI LABORATORY		154	8	5%	162
BAYCARE HEALTH SYSTEM		2	158	99%	160
WUESTHOFF REF LABORATORY			159	100%	159
NEW YORK STATE ELR - NEW YORK HOSPITAL LABORATORIES	1	152	6	4%	159
ADVENT HEALTH -TAMPA		74	85	53%	159
MICROGEN DX		29	130	82%	159
UAB UNIVERSITY OF ALABAMA HOSPITAL LAB		148	6	4%	154
BUREAU OF CLINICAL LABORATORIES		127	24	16%	151
ASAP LAB LLC		90	52	37%	142
NEO GENOMICS - FORT MYERS	1	136	4	3%	141
ACUTIS DIAGNOSTICS	1	107	30	22%	138
BIOREFERENCE LABORATORIES		54	83	61%	137
IRL MARKET LAB ALACHUA		103	31	23%	134
SCIONLAB SERVICES LLC		126	8	6%	134
INTEGRATED REGIONAL LABORATORIES		119	12	9%	131
MEMPHIS PATHOLOGY LABORATORY	1	124	5	4%	130
AMERICAN PATHOLOGY PARTNERS		128	1	1%	129
BMHSI-AEL MICROBIOLOGY LABORATORY	2	102	24	19%	128

COVID-19: testing by laboratory

Data through Aug 19, 2020 verified as of Aug 20, 2020 at 09:25 AM

Data in this report are provisional and subject to change.

The numbers in the table below represent the number of Florida and non-Florida residents for whom test results were received by the Department of Health. A person can be tested by more than one laboratory and can have both positive and negative results. **Therefore, the sum of the numbers in each column will be larger than the total number of people tested.**

Reporting lab	Inconclusive	Negative	Positive	Percent positive	Total
SACRED HEART HOSPITAL ON THE GULF		72	55	43%	127
ST JUDE CHILDREN'S RESEARCH HOSPITAL		116	11	9%	127
FLORIDA HOSPITAL HEARTLAND MED CTR LAKE PLACID		85	41	33%	126
US BIOTEK LABORATORIES		58	67	54%	125
EMERGENCY PHYSICIANS MEDICAL CENTER			125	100%	125
LEHIGH REGIONAL MEDICAL CENTER LAB		106	17	14%	123
TOM LEE COMMUNITY HEALTH CENTER		6	117	95%	123
VAMC BAY PINES		1	118	99%	119
NEW YORK STATE ELR - ENZO CLINICAL LABS INC		117	1	1%	118
FAST TRACK URGENT CARE CENTER - CARROLLWOOD			115	100%	115
ARCPOINT LABS OF WEST PALM BEACH			115	100%	115
MACDILL AFB HOSPITAL		101	14	12%	115
LABSTAT		2	113	98%	115
PALM BEACH COUNTY HEALTH DEPT LAB		113	2	2%	115
FAST TRACK URGENT CARE CENTER		1	111	99%	112
ALLIED HEALTH FORT PIERCE		112			112
ROSEN MEDICAL CENTER		98	13	12%	111
LEON MEDICAL CENTER		7	103	94%	110
ARCPOINT LABS OF TAMPA		69	40	37%	109
MEDICAL DIAGNOSTICS LABORATORIES,INC		18	91	83%	109
UR MEDICINE LABS- CENTRAL LABORATORY		106	2	2%	108
MILLENNIUM LAB SERVICES			107	100%	107
SPARROW HEALTHCARE	2	1	103	97%	106
VAMC GAINESVILLE		2	102	98%	104
HEALTH FIRST-HOLMES REGIONAL			104	100%	104
VAMC LAKE CITY		51	45	47%	96
PRIVA PATH LABS			96	100%	96
BAPTIST HEALTH SOUTH FLORIDA		4	92	96%	96
BAYFRONT HEALTH BROOKSVILLE			95	100%	95
BOCA BIOLISTICS REFERENCE LABORATORY		74	21	22%	95
DIAGNOSTIC SOLUTIONS		3	91	97%	94
FLORIDA COMMUNITY HEALTH CENTERS INC			93	100%	93
USAFSAM/PHE		23	69	75%	92
CENTRACARE		2	87	98%	89
GENETWORKX		15	73	83%	88
ADVENTHEALTH CENTRA CARE OVIEDO		29	58	67%	87
MID-FLORIDA PATHOLOGY		54	32	37%	86
PACIFIC ANALYTICS			85	100%	85
STAGEZERO LIFE SCIENCES INC		70	11	14%	81
GARCIA CLINICAL LABORATORY		1	79	99%	80
NAVAL HOSPITAL - JACKSONVILLE		1	78	99%	79
FLORIDA MEDICAL CLINIC		49	29	37%	78
NEW PLANT CITY FAMILY CARE	1	23	53	69%	77
AVERO DIAGNOSTICS		53	24	31%	77
CURATIVE LABS		2	74	97%	76
AURORA DIAGNOSTICS BERNHARDT LABORATORIES PATHOLOGY SERVICE		72	3	4%	75
SOLARIS DIAGNOSTICS		4	71	95%	75

COVID-19: testing by laboratory

Data through Aug 19, 2020 verified as of Aug 20, 2020 at 09:25 AM

Data in this report are provisional and subject to change.

The numbers in the table below represent the number of Florida and non-Florida residents for whom test results were received by the Department of Health. A person can be tested by more than one laboratory and can have both positive and negative results. **Therefore, the sum of the numbers in each column will be larger than the total number of people tested.**

Reporting lab	Inconclusive	Negative	Positive	Percent positive	Total
NXGEN MDX LLC		58	16	22%	74
FULGENT GENETICS	1	49	23	32%	73
MAYO CLINIC LABS - ROCHESTER MAIN CAMPUS		71	1	1%	72
AMELIA EXPRESS CARE		5	67	93%	72
HOLY CROSS HOSPITAL		1	70	99%	71
AMERICAN RESEARCH LABS		4	67	94%	71
CENTRAL FLORIDA HEALTH CARE		46	24	34%	70
Highlands Regional Hospital		63	6	9%	69
AMMON LABS		58	10	15%	68
QPS, LLC		67	1	1%	68
FISHERMENS HOSPITAL CLINICAL LAB		65	3	4%	68
DYNAMIC MEDICAL USA			67	100%	67
HEALTHLINK DIAGNOSTIC LABORATORIES		1	66	99%	67
AEL- MEMPHIS		17	50	75%	67
HOSPITAL FOR SPECIAL SURGERY		65	1	2%	66
FLORIDA CLINICAL LABORATORY-BIOREFERENCE LABORATORIES		15	50	77%	65
ADVENT HEALTH CENTRA CARE LONGWOOD		9	55	86%	64
MORTON PLANT HOSPITAL			63	100%	63
DAVITA LABORATORY SERVICES		48	14	23%	62
SEBASTIAN RIVER MEDICAL CENTER		27	34	56%	61
USA HEALTH UNIVERSITY HOSPITAL CLINICAL LABORATORY		60	1	2%	61
NIGHT LITE PEDIATRICS URGENT CARE		26	34	57%	60
GENE BY GENE			59	100%	59
MORTON PLANT HOSPITAL/LAB		1	58	98%	59
REFUAH HEALTH CENTER LABORATORY		59			59
FINLAY CLINICAL LABORATORY		24	34	59%	58
MIDWAY SPECIALTY CARE CENTER		45	12	21%	57
NAVY HOSPITAL			57	100%	57
VA MEDICAL CENTER		7	48	87%	55
NEW YORK STATE ELR - WADSWORTH HEALTH CENTER		52	3	5%	55
LABCORP BIRMINGHAM	1	5	48	89%	54
BROWARD HEALTH MEDICAL CENTER		1	53	98%	54
EXACT SCIENCES LABORATORIES, LLC		10	44	81%	54
THE CENTER FOR URGENT CARE		24	30	56%	54
AVELLINO LAB USA, INC		52	2	4%	54
ACCU REFERENCE MEDICAL LAB			53	100%	53
LABORATORY SPECIALISTS OF MICHIGAN		1	51	98%	52
NORTH FLORIDA/SOUTH GEORGA VETERANS HEALTH SYSTEM			51	100%	51
PROVIDENCE HOSPITAL LABORATORY		49	2	4%	51
SARASOTA CO. HEALTH DEPT # 58		40	11	22%	51
ALLSOUTH URGENT CARE			50	100%	50
BAYCARE LAB		1	49	98%	50
INTEGRITY LABORATORIES			50	100%	50
GULF COAST MOLECULAR LABORATORIES		15	35	70%	50
HURLBURT FIELD CLINIC		23	27	54%	50
NEW YORK STATE ELR - EMPIRECITY LABORATORIES		42	8	16%	50
LABORATORY CORP OF AMERICA	1	24	25	50%	50

COVID-19: testing by laboratory

Data through Aug 19, 2020 verified as of Aug 20, 2020 at 09:25 AM

Data in this report are provisional and subject to change.

The numbers in the table below represent the number of Florida and non-Florida residents for whom test results were received by the Department of Health. A person can be tested by more than one laboratory and can have both positive and negative results. **Therefore, the sum of the numbers in each column will be larger than the total number of people tested.**

Reporting lab	Inconclusive	Negative	Positive	Percent positive	Total
MILLENIUM PHYSICIANS GROUP			49	100%	49
P4 DIAGNOSTIX LABORATORY NETWORK		1	48	98%	49
SHORELINE PHYSICIAN GROUP			49	100%	49
CLINICAL REFERENCE LABORATORY		45	4	8%	49
ARTHREX MEDICAL CENTER		28	21	43%	49
OPTUM LABS LLC		2	46	96%	48
Quest Diag Unspecifd		20	28	58%	48
SELECT LABORATORIES MARION COUNTY, LLC.			48	100%	48
ADVENT HEALTH CENTRA CARE		12	36	75%	48
URGENT CARE CURE		19	28	60%	47
325TH MEDICAL GROUP			46	100%	46
SARAPATH DIAGNOSTICS			46	100%	46
H LEE MOFFITT CANCER CENTER MICRO		46			46
VHA PUBLIC HEALTH REFERENCE LABORATORY- PALO ALTO		27	19	41%	46
ANGEL KIDS PEDIATRICS		35	11	24%	46
FAWCETT MEMORIAL HOSPITAL-LAB		1	44	98%	45
JEFFERY WEINZWEIG		1	44	98%	45
DOCTOR'S MEMORIAL HOSPITAL		3	42	93%	45
QUEST TAMPA (NEW YORK ELR)		34	10	23%	44
EAST MANATEE FAMILY	1		43	98%	44
BAYFRONT HEALTH ER PINELLAS PARK		19	24	56%	43
APP-UNIPATH, LLC		42	1	2%	43
QUEST DIAGNOSTICS-N ST PETERSBURG-5TH			43	100%	43
NXGEN MDX		18	25	58%	43
CENTRA CARE - WATERFORD LAKES		6	37	86%	43
LAB CORP TAMPA			43	100%	43
BALDWIN PEDIATRICS		37	6	14%	43
TRADITION MEDICAL CENTER LABORATORY		20	23	53%	43
MINI ER ADULT AND PEDIATRIC URGENT CARE		39	3	7%	42
LAB CORP RTP	1	2	38	93%	41
CBS LABORATORY		1	40	98%	41
UNKNOWN - BAD FACILITY CODE		4	37	90%	41
NORTH FLORIDA PEDIATRICS-LAKE CITY			41	100%	41
FLORIDA HOSPITAL NEW SMYRNA		4	37	90%	41
BAY MEDICAL CENTER SACRED HEART HEALTH SYSTEM		17	24	59%	41
DEPARTMENT OF VETERANS AFFAIRS JAMES A. HALEY VETERANS HOSPITAL			41	100%	41
NEW YORK STATE ELR - MONTEFIORE MEDICAL CENTER LABORATORIES - MOSES		34	7	17%	41
EGLIN REGIONAL MEDICAL CENTER		4	36	90%	40
MIAMI VA HEALTHCARE SYSTEM			40	100%	40
BLOCK, NATION, CHASE, AND SMOLEN FAMILY MEDICINE		22	18	45%	40
SMA SPECIALTY MEDICAL LAB		1	39	98%	40
RCA LABORATORY SERVICES -- NEW YORK ELR		10	30	75%	40
NEW YORK STATE ELR - KALEIDA HEALTH CENTER FOR LABORATORY		35	4	10%	39
MOBILE INFIRMARY MED CENTER PATH LAB		34	5	13%	39
ST VINCENT'S BIRMINGHAM LABORATORY		37	1	3%	38
QUEST INFECTIOUS DISEASE	1	33	4	11%	38
MY CLINICAL LAB			37	100%	37

COVID-19: testing by laboratory

Data through Aug 19, 2020 verified as of Aug 20, 2020 at 09:25 AM

Data in this report are provisional and subject to change.

The numbers in the table below represent the number of Florida and non-Florida residents for whom test results were received by the Department of Health. A person can be tested by more than one laboratory and can have both positive and negative results. **Therefore, the sum of the numbers in each column will be larger than the total number of people tested.**

Reporting lab	Inconclusive	Negative	Positive	Percent positive	Total
COASTAL MED URGENT CARE			37	100%	37
GENPATH			37	100%	37
HEALTH FIRST-PALM BAY		1	35	97%	36
CAREMOUNT MEDICAL - PATHOLOGY		36			36
GENESIS DIAGNOSTICS			35	100%	35
CAPITAL REGIONAL MEDICAL CENTER		2	33	94%	35
ST. CLOUD MEDICAL GROUP		35			35
LAB PLUS, LLC AT SAINT THOMAS WEST HOSPITAL		26	9	26%	35
IRL		4	31	89%	35
LIFEBRITE	1	5	29	83%	35
ADVENTHEALTH CENTRA CARE SANFORD		11	23	68%	34
NEW YORK STATE ELR - QUEST DIAGNOSTICS NICHOLS		32	2	6%	34
EXPERTUS LABORATORIES INC		12	21	64%	33
GRAVITY DIAGNOSTICS, LLC		12	21	64%	33
DESOTO MEMORIAL HOSPITAL LAB			33	100%	33
CITRUS MEMORIAL HEALTH SYSTEM LAB		2	31	94%	33
HUNTSVILLE HOSPITAL LABORATORY		25	8	24%	33
MEDICAL DIAGNOSTIC LAB		1	31	97%	32
VENICE REGIONAL MEDICAL LAB SERVICES			31	100%	31
CLINICAL RESEARCH SEQUENCING PLATFORM			31	100%	31
UNIVERSITY HEALTH SYSTEM INC		28	3	10%	31
CHILDREN'S HOSPITAL OF ALABAMA		31			31
NEW YORK STATE ELR - WHITE PLAINS HOSPITAL CENTER LAB		31			31
BAYFRONT		21	10	32%	31
CAPE CANAVERAL HOSPITAL			31	100%	31
LABFIRST - DEPARTMENT OF PATHOLOGY		30	1	3%	31
ST. MARYS MEDICAL CENTER		1	30	97%	31
QUEST DIAGNOSTICS-VERO BEACH-37TH ST		31			31
QUEST DIAGNOSTICS NICHOLS INSTITUTE- LPP		3	27	90%	30
FINLAY CLINICAL LABORATORY INC		26	4	13%	30
LABCORP OF AMERICA		15	14	48%	29
AMERICAN FAMILY PACE		2	27	93%	29
DICKERT		26	3	10%	29
NEW YORK STATE ELR - NEWYORK-PRESBYTERIAN/QUEENS DIAGNOSTIC		28	1	3%	29
PALM BAY HOSPITAL		1	28	97%	29
GENESIS LABORATORY MANAGEMENT		1	28	97%	29
P4CLINICAL	3	2	24	83%	29
NEXT MOLECULAR ANALYTICS		1	28	97%	29
DOH-WEST PALM BEACH BRANCH LABORATORY			28	100%	28
RDX BIOSCIENCE,			28	100%	28
QUEST DIAGNOSTIC INC	1	3	24	86%	28
INTERLAB		1	27	96%	28
ASSOCIATED CLINICAL LABORATORIES		27	1	4%	28
KENDALL REGIONAL MEDICAL CENTER LAB	2		26	93%	28
DEVANSH LAB WERKS INC		23	4	15%	27
SANFORD LABORATORIES		25	2	7%	27
QUEST DIAGNOSTICS INC.			27	100%	27

COVID-19: testing by laboratory

Data through Aug 19, 2020 verified as of Aug 20, 2020 at 09:25 AM

Data in this report are provisional and subject to change.

The numbers in the table below represent the number of Florida and non-Florida residents for whom test results were received by the Department of Health. A person can be tested by more than one laboratory and can have both positive and negative results. **Therefore, the sum of the numbers in each column will be larger than the total number of people tested.**

Reporting lab	Inconclusive	Negative	Positive	Percent positive	Total
GRAVITY DIAGNOSTICS		16	11	41%	27
SMA LAB		4	23	85%	27
MINUTECLINIC, LLC DBA MINUTECLINIC #4717		25	2	7%	27
SUNCOAST LABS			26	100%	26
CDC		17	9	35%	26
ORLANDO HEALTH EMERGENCY DEPARTMENT		23	3	12%	26
QDX PATHOLOGY SERVICES		16	10	38%	26
SOFT CELL LABORATORIES		24	1	4%	25
UNIVERSITY OF ALABAMA		24	1	4%	25
ST. ANTHONY'S HOSPITAL			25	100%	25
NEW YORK STATE ELR - CATHOLIC HEALTH SYSTEM DEPT LABORATORY		24			24
WUESTHOFF MEMORIAL HOSPITAL			24	100%	24
NEW YORK STATE ELR - STONY BROOK UNIVERSITY MEDICAL CENTER		21	3	13%	24
PRIDE DIAGNOSTICS		20	3	13%	23
LABORATORY DYNAMICS		20	3	13%	23
POPLAR HEALTHCARE PLLC	1	10	12	52%	23
CAYUGA MEDICAL CENTER AT ITHACA		19	3	14%	22
INTERNAL LAB		19	3	14%	22
FHMG_CTR FOR SENIOR HEALTH		20	2	9%	22
ST. JOSEPH'S HOSPITAL NORTH			22	100%	22
PENNSYLVANIA DEPT OF HEALTH		19	3	14%	22
VIERA HOSPITAL			22	100%	22
EGL GENETIC DIAGNOSTICS		1	21	95%	22
BROWARD HEALTH CORAL SPRINGS EPIDEMIOLOGY DEPT			21	100%	21
IPSUM DIAGNOSTICS			21	100%	21
LAB			21	100%	21
NEW YORK STATE ELR - UNIVERSITY HOSPITAL, STONY BROOK SOUTHAMPTON		21			21
FHMG-FLORIDA HOSPITAL MEDICAL GROUP		16	5	24%	21
PATRICK AIR FORCE BASE		1	20	95%	21
ADVENTHEALTH CENTRA CARE			21	100%	21
ASSOCIATED PATHOLOGISTS		16	4	20%	20
HEALTH FIRST CAPE CANAVERAL HOSPITAL			20	100%	20
DIAGNOSTIC LABORATORY OF OKLAHOMA		19	1	5%	20
ALLIANCE OF PHYSICIANS AGAINST COVID-19			20	100%	20
TRUGENX			20	100%	20
WUESTHOFF MEDICAL CENTER-MELBOURNE			20	100%	20
OUT OF STATE		14	6	30%	20
PARRISH MEDICAL CENTER		1	19	95%	20
NORTH OKALOOSA MEDICAL CENTER		1	19	95%	20
FIRST CHOICE URGENT CARE			20	100%	20
CENTRA CARE CONWAY			20	100%	20
ST. CLOUD HOSPITAL		20			20
MIAMI BEACH COMMUNITY HEALTH CENTER			20	100%	20
MOLECULAR DIAGNOSTICS		1	19	95%	20
VA		15	4	21%	19
SUNQUEST		2	17	89%	19
MOLECULAR TESTING LABS			19	100%	19

COVID-19: testing by laboratory

Data through Aug 19, 2020 verified as of Aug 20, 2020 at 09:25 AM

Data in this report are provisional and subject to change.

The numbers in the table below represent the number of Florida and non-Florida residents for whom test results were received by the Department of Health. A person can be tested by more than one laboratory and can have both positive and negative results. **Therefore, the sum of the numbers in each column will be larger than the total number of people tested.**

Reporting lab	Inconclusive	Negative	Positive	Percent positive	Total
MINI ER AND URGENT CARE		1	18	95%	19
MAYO CLINIC LABS - ROCHESTER SUPERIOR DRIVE		2	17	89%	19
ADVENTHEALTH CENTRA CARE WESLEY CHAPEL			19	100%	19
MED HEALTH SERVICES		18	1	5%	19
INTEGRATED REGIONAL LABORATORIES - LARGO			19	100%	19
ADVENT HEALTH FISH MEMORIAL		2	17	89%	19
LECONTE MEDICAL CENTER LAB		15	4	21%	19
DOCTORS MEMORIAL HOSPITAL		8	10	56%	18
VAMC			18	100%	18
PALO ALTO VA MEDICAL CENTER		1	17	94%	18
NIGHT LITE PEDIATRICS WINTER GARDEN		9	9	50%	18
NEW YORK STATE ELR - WESTCHESTER MEDICAL CENTER		18			18
INTERCOASTAL MEDICAL GROUP			18	100%	18
JACKSON HEALTH SYSTEM			18	100%	18
NEW YORK STATE ELR - WILSON MEMORIAL REGIONAL MEDICAL CENTER		17	1	6%	18
STONE WASH CLINICAL LABORATORIES		2	16	89%	18
AMELIA MEDICAL CARE			17	100%	17
NEW YORK STATE ELR - BROOKDALE UNIVERSITY HOSPITAL		16	1	6%	17
MINUTECLINIC DIAGNOSTIC OF MICHIGAN, PC #8029		17			17
XPRESS WELLNESS URGENT CARE			17	100%	17
BAYFRONT HEALTH SPRING HILL		1	16	94%	17
NEW YORK STATE ELR - QUEST DIAGNOSTICS INCORPORATED		14	3	18%	17
PROTEUS MOLECULAR AND CLINICAL LAB		11	6	35%	17
HEALTH FIRST-VIERA HOSPITAL			17	100%	17
AMERICAN HEALTH ASSOCIATES OF TAMPA		2	15	88%	17
ST FRANCIS HOSPITAL		14	3	18%	17
CLEVELAND CLINIC FOUNDATION		9	8	47%	17
WATSON CLINIC LLP SOUTH			17	100%	17
NORTH FLORIDA PEDIATRICS		1	16	94%	17
LABCORP - CLEARWATER		3	13	81%	16
TGH		1	15	94%	16
MADISON CORE LABORATORIES		15	1	6%	16
LABCORP INC		3	13	81%	16
SUNTREE INTERNAL MEDICINE		16			16
ELLENTON URGENT CARE			16	100%	16
FHMG LAKE MARY PEDS		15	1	6%	16
INTEGRITY LABORATORIES, LLC		5	11	69%	16
SEVEN RIVERS REGIONAL MEDICAL CENTER		4	12	75%	16
QUESTDIAGNOSTICS INCORPORATED		1	14	93%	15
NEW YORK STATE ELR - LENOX HILL HOSPITAL		13	2	13%	15
CLINICAL PATHOLOGY LABS		1	14	93%	15
TIDE LABORATORIES		4	11	73%	15
NEW YORK STATE ELR - ROCHESTER GENERAL HOSPITAL LABORATORY		14	1	7%	15
NORTH SHORE UNIVERSITY HOSPITAL LABORATORY		14	1	7%	15
FLORIDA DEPARTMENT OF HEALTH		10	5	33%	15
PARK WEST MEDICAL CENTER		14	1	7%	15
DIATHERIX		13	2	13%	15

COVID-19: testing by laboratory

Data through Aug 19, 2020 verified as of Aug 20, 2020 at 09:25 AM

Data in this report are provisional and subject to change.

The numbers in the table below represent the number of Florida and non-Florida residents for whom test results were received by the Department of Health. A person can be tested by more than one laboratory and can have both positive and negative results. **Therefore, the sum of the numbers in each column will be larger than the total number of people tested.**

Reporting lab	Inconclusive	Negative	Positive	Percent positive	Total
QUEST DIAGNOSTICS NICHOLS INSTITUTE - SJC (LPP)		10	5	33%	15
QUEST DIAGNOSTICS INCORPORATED			15	100%	15
CONNECTICUT DEPARTMENT OF HEALTH		14	1	7%	15
JAMES A. HALEY VETERANS' HOSPITAL			15	100%	15
CVS PHARMACY NO 7881		15			15
MINUTECLINIC DIAGNOSTIC OF RHODE ISLAND, LLC #729		14	1	7%	15
EAST ALABAMA MEDICAL CENTER LABORATORY		11	4	27%	15
HEALTH CENTRAL HOSPITAL			14	100%	14
SEMINOLE COUNTY HEALTH DEPARTMENT		13	1	7%	14
WHITE WILSON MEDICAL CENTER CLINIC			14	100%	14
POARCH BANC CREEK INDIANS TRIBAL HEALTH DEPARTMENT			14	100%	14
GOLDEN GATE FAMILY CLINIC			14	100%	14
DOC SMILEY'S URGENT CARE			14	100%	14
MILLENNIUM PHYSICIAN GROUP LCC			14	100%	14
MEDCOMP SCIENCES			14	100%	14
COASTAL LABORATORIES		2	12	86%	14
DEPARTMENT OF VETERANS AFFAIRS MEDICAL CENTER			13	100%	13
BAPTIST SOUTH MEDICAL CENTER		2	11	85%	13
RUSKIN HEALTH CENTER			13	100%	13
MAGNOLIA DIAGNOSTIC			13	100%	13
SOUTHEAST FAMILY HEALTHCARE CENTER			13	100%	13
ORLANDO HEALTH		2	11	85%	13
PRECISION HEALTH SOLUTIONS LAB			13	100%	13
NEW YORK STATE ELR - ERIE COUNTY MEDICAL CTR CLINICAL LABS		13			13
TYNDALL AFB			13	100%	13
XERA MED RESEARCH			13	100%	13
ADVENTHEALTH PALM COAST			13	100%	13
NEW YORK STATE ELR - BRONX LEBANON HOSPITAL-MEDICAL CENTER		12	1	8%	13
LAKE CITY VETERANS HOSPITAL			12	100%	12
FLORIDA STATE HOSPITAL			12	100%	12
TEN HEALTHCARE		2	10	83%	12
BROWARD DIALYSIS			12	100%	12
PATHGROUP			12	100%	12
FLORIDA DEPT OF HEALTH		4	8	67%	12
LEON CHD		12			12
ADVENT HEALTH CENTRA CARE PALM COAST			12	100%	12
UVMC MICROBIOLOGY		12			12
MINUTECLINIC DIAGNOSTIC OF RHODE ISLAND, LLC #1544		12			12
REDITUS LABORATORIES			12	100%	12
NEW YORK STATE ELR - SARATOGA HOSPITAL LABORATORY		11	1	8%	12
CONSOLIDATED LAB SERVICES		8	4	33%	12
DOH		1	11	92%	12
TOTAL RENAL LABORATORIES INC		7	5	42%	12
ADVANCED URGENT CARE		10	2	17%	12
BOND CLINIC			11	100%	11
NADAL PEDIATRICS - VICTORIA STREET (3385)			11	100%	11
BAYFRONT HEALTH PORT CHARLOTTE			11	100%	11

COVID-19: testing by laboratory

Data through Aug 19, 2020 verified as of Aug 20, 2020 at 09:25 AM

Data in this report are provisional and subject to change.

The numbers in the table below represent the number of Florida and non-Florida residents for whom test results were received by the Department of Health. A person can be tested by more than one laboratory and can have both positive and negative results. **Therefore, the sum of the numbers in each column will be larger than the total number of people tested.**

Reporting lab	Inconclusive	Negative	Positive	Percent positive	Total
AMERICAN ESOTERIC LABORATORIES			11	100%	11
DELRAY MEDICAL CENTER LAB			11	100%	11
SUNCOAST COMMUNITY HEALTH CENTERS PEDIATRICS		6	5	45%	11
PPD		9	2	18%	11
BAYCARE OUTREACH LABORATORY SERVICES		1	10	91%	11
SHELBY COUNTY HEALTH CARE CORPORATION		8	3	27%	11
SELECT REFERENCE LABORATORIES, LLC			11	100%	11
ST VINCENTS MEDICAL CENTER RIVERSIDE NURSING		1	10	91%	11
ALLIANCE PEDIATRICS			11	100%	11
FUNGAL REFERENCE LABORATORY		11			11
LAB INTERMARKET FACILITY LAB			11	100%	11
INDIAN RIVER MEDICAL CENTER		11			11
UPMC CHAUTAUQUA AT WCA LABORATORY		11			11
FLORIDA COMMUNITY HEALTH CENTER OF ST. LUCIE			11	100%	11
ACHS		2	9	82%	11
ESCAMBIA COMMUNITY CLINIC			11	100%	11
PROMEDICA LABORATORIES		9	1	10%	10
NEW YORK STATE ELR - CATHOLIC HEALTH SERVICES REGIONAL LABORATORY		8	2	20%	10
JACKSON NORTH MEDICAL CENTER		1	9	90%	10
PENSACOLA PEDIATRICS		3	7	70%	10
CENTRA CARE - SOUTH ORANGE		6	4	40%	10
LABCORP - MIAMI		4	6	60%	10
MEDICAL LABORATORY DIAGNOSTICS			10	100%	10
LABORATORY OF FLORIDA			10	100%	10
NEW JERSEY DEPARTMENT OF HEALTH COMMUNICABLE DISEASE SERVICE		3	7	70%	10
TPCA CLINICAL LABORATORIES		7	3	30%	10
DOCTORS MEMORIAL FAMILY MEDICINE			10	100%	10
LAKE BALDWIN CBOC		9	1	10%	10
HIGHLANDS MEDICAL CENTER		10			10
PARKWEST MEDICAL CENTER		9	1	10%	10
VENICE REGIONAL MEDICAL CENTER			10	100%	10
BROWARD HEALTH CARE			10	100%	10
KEY PRIMARY CASE			10	100%	10
CORE LABORATORY		1	9	90%	10
PERSONALIZED GENETIC TESTING			10	100%	10
WESTPAC LABS			10	100%	10
NEW YORK STATE ELR - NEW YORK CITY DEPARTMENT OF HEALTH & MENTAL		9	1	10%	10
HUNTINGTON HOSPITAL LABORATORY		8	1	11%	9
ADVENT HEALTH SEBRING			9	100%	9
NEW YORK STATE ELR - LOURDES HOSPITAL INC		9			9
CENTRA CARE - SAND LAKE			9	100%	9
NEW YORK STATE ELR - GOOD SAMARITAN HOSPITAL LABORATORY		9			9
NEW YORK STATE ELR - VASSAR BROTHERS MEDICAL CENTER LABORATORY		9			9
MICHIGAN DEPARTMENT OF HEALTH AND HUMAN SERVICES			9	100%	9
Diatherix Laboratories, LLC		3	6	67%	9
MINUTE CLINIC INCORPORATE		8	1	11%	9
ACADIAN DIAGNOSTIC LABORATORIES		8	1	11%	9

COVID-19: testing by laboratory

Data through Aug 19, 2020 verified as of Aug 20, 2020 at 09:25 AM

Data in this report are provisional and subject to change.

The numbers in the table below represent the number of Florida and non-Florida residents for whom test results were received by the Department of Health. A person can be tested by more than one laboratory and can have both positive and negative results. **Therefore, the sum of the numbers in each column will be larger than the total number of people tested.**

Reporting lab	Inconclusive	Negative	Positive	Percent positive	Total
KEYS MEDICAL GROUP			9	100%	9
DYNAMIC DNA LAB		1	8	89%	9
AHSE ROP		9			9
FLORIDA HOSPITAL LABS			9	100%	9
BAY PINES VA		1	8	89%	9
BAY CARE OCCUPATIONAL CLINIC			9	100%	9
NEW YORK STATE ELR - JAMES J PETERS VA MEDICAL CENTER		6	2	25%	8
SPORTS DRUG TESTING LABORATORY			8	100%	8
ADVENTHEALTH MEDICAL GROUP		6	2	25%	8
BAYCARE LABORATORIES			8	100%	8
INTERLACHEN PEDIATRICS		6	2	25%	8
NEIGHBORHOOD MEDICAL CENTER		8			8
UMHC/SYLVESTER AT KENDALL		1	7	88%	8
COMMUNITY HEALTH CENTER		2	6	75%	8
ST. JOSEPH HOSPITAL AND HEALTH CARE INC.			8	100%	8
GENEDX		5	3	38%	8
SYLVESTER AT PLANTATION LABORATORY		7	1	13%	8
THE COMMONWEALTH OF MASSACHUSETTS			8	100%	8
PRATTVILLE BAPTIST HOSPITAL		7	1	13%	8
GENEUS DIAGNOSTICS			8	100%	8
BAYONET POINT MEDICAL CENTER			8	100%	8
NORTH CAROLINA DEPARTMENT OF HEALTH & HUMAN SERVICES			8	100%	8
WOLFSON (USE BAPTIST)			8	100%	8
X-GENE MOLECULAR LABS		1	7	88%	8
NEW YORK STATE ELR - NORTH CENTRAL BRONX HOSP		7	1	13%	8
ADVENTHEALTH CENTRA CARE LAKE MARY		2	6	75%	8
NEW YORK STATE ELR - ST PETER'S BENDER LABORATORY		8			8
DOCTOR'S IN HOUSE LAB			8	100%	8
STATE LAB		1	7	88%	8
UNIVERSITY HOSPITAL - STONY BROOK EASTERN		7			7
BIOFIRE			7	100%	7
SOUTHEAST ALABAMA MEDICAL CENTER			7	100%	7
PECONIC BAY MEDICAL CENTER LABORATORY		6	1	14%	7
CANTON-POTSDAM HOSPITAL LABORATORY		7			7
FLORIDA DEPARTMENT OF HEALTH IN LAKE COUNTY		3	4	57%	7
ORMOND BEACH CENTRA CARE			7	100%	7
NOAH CLINICAL LABORATORY			7	100%	7
NEW YORK PRESBYTERIAN - ALLEN HOSPITAL		7			7
LEE MEMORIAL HEALTH PARK LAB			7	100%	7
NO NAME		5	2	29%	7
NEW YORK STATE ELR - LABORATORY ALLIANCE OF CENTRAL NEW		7			7
NEW YORK STATE ELR - HUDSON VALLEY HOSPITAL CENTER LABORATORY		6	1	14%	7
HEALTHMARK REGIONAL HOSPITAL LAB		3	4	57%	7
NORTH BAY HOSPITAL			7	100%	7
NORTHWEST FLORIDA COMMUNITY HOSPITAL		1	6	86%	7
WATSON CLINIC LLP MAIN			7	100%	7
FLORIDA DEPARTMENT OF HEALTH IN HILLSBOROUGH COUNTY			7	100%	7

COVID-19: testing by laboratory

Data through Aug 19, 2020 verified as of Aug 20, 2020 at 09:25 AM

Data in this report are provisional and subject to change.

The numbers in the table below represent the number of Florida and non-Florida residents for whom test results were received by the Department of Health. A person can be tested by more than one laboratory and can have both positive and negative results. **Therefore, the sum of the numbers in each column will be larger than the total number of people tested.**

Reporting lab	Inconclusive	Negative	Positive	Percent positive	Total
NORTHWELL HEALTH PLAINVIEW HOSPITAL LABORATORY		5	2	29%	7
CLEVELAND CLINIC			7	100%	7
ROCKLEDGE			7	100%	7
FLORIDA CLINICAL LAB			7	100%	7
CVS PHARMACY, INC DBA CVS/PHARMACY #5685		7			7
ST CATHERINE OF SIENA HOSPITAL		7			7
ST VINCENT'S EAST LABORATORY		6	1	14%	7
AMERICA FAMILY CARE			7	100%	7
ARCHBOLD MEMORIAL HOSPITAL/LAB		3	4	57%	7
LONGLEAF DIAGNOSTIC LABORATORIES		2	5	71%	7
TRUE HEALTH DIAGNOSTICS		1	5	83%	6
LABCORP NEW PORT RICHEY			6	100%	6
MONTEFIORE NEW ROCHELLE HOSPITAL		6			6
QUOTIENT SCIENCES			6	100%	6
TAMIAMI LAB MILLENIUM			6	100%	6
BIOCEPT			6	100%	6
Maury Regional Hospital		4	2	33%	6
CREATIVE TESTING SOLUTIONS			6	100%	6
CENTRA CARE-LBV			6	100%	6
HEART OF FLORIDA HMA			6	100%	6
BROOKWOOD BAPTIST MEDICAL CENTER		6			6
ST ELIZABETH MEDICAL CENTER LABORATORY		6			6
PALM BEACH PATHOLOGY		4	2	33%	6
BAYCARE MEDICAL GROUP INC			6	100%	6
FLORIDA HOSPITAL KISSIMMEE		4	2	33%	6
ACH			6	100%	6
ADVENTHEALTH CENTRA CARE ORMOND BEACH			6	100%	6
ABBOTT			6	100%	6
LEE MEMORIAL LAB GULF COAST			6	100%	6
FLORIDA WOMAN CARE LABORATORY			6	100%	6
MICHIGAN DEPARTMENT OF COMMUNITY HEALTH		1	5	83%	6
DOCTOR'S IN HOUSE LABORATORY			6	100%	6
NEW YORK STATE ELR - JAMAICA HOSPITAL MEDICAL CENTER		6			6
STATEN ISLAND UNIVERSITY HOSPITAL-POUCH		6			6
LEE COUNTY HEALTH DEPARTMENT		4	2	33%	6
ADVENTHEALTH PEDIATRICS/LAKE MARY PEDS		5	1	17%	6
PATHOGENIUS LABORATORIES		2	4	67%	6
COMMUNITY HEALTH NORTHWEST FLORIDA			6	100%	6
BioReference Laboratories, Inc			6	100%	6
ST JOSEPH HOSPITAL		5	1	17%	6
HEALTH CARE LABORATORY SERVICES			6	100%	6
PHYSICIANS STAT			6	100%	6
LAB CORP OF AMERICA		2	4	67%	6
BOZEMAN HEALTH DEACONESS HOSPITAL		4	2	33%	6
LONGWOOD FAMILY PRACTICE		6			6
DALE MEDICAL CENTER		2	3	60%	5
Point of Care Testing			5	100%	5

COVID-19: testing by laboratory

Data through Aug 19, 2020 verified as of Aug 20, 2020 at 09:25 AM

Data in this report are provisional and subject to change.

The numbers in the table below represent the number of Florida and non-Florida residents for whom test results were received by the Department of Health. A person can be tested by more than one laboratory and can have both positive and negative results. **Therefore, the sum of the numbers in each column will be larger than the total number of people tested.**

Reporting lab	Inconclusive	Negative	Positive	Percent positive	Total
SANTA ROSA MEDICAL CENTER CLINICAL LAB		2	3	60%	5
DOH JACKSONVILLE CENTRAL LABORATORY		3	2	40%	5
ASCENSION ST. VINCENT'S PRIMARY CARE			5	100%	5
AEL KNOXVILLE			5	100%	5
UPMC HEALTH SYSTEM		4	1	20%	5
TMH PHYSICIAN PARTNERS - MONTICELLO		5			5
LAKELAND REGIONAL HEALTH			5	100%	5
LABCORP BURLINGTON CYTO		4	1	20%	5
LABCORP DIAGNOSTICS-MIAMI		2	3	60%	5
ADVENTHEALTH ZEPHYRHILLS			5	100%	5
UNKNOWN LAB			5	100%	5
DCH REGIONAL MEDICAL CENTER LABORATORY		5			5
THE VILLAGES CLINICAL LAB		4	1	20%	5
ARNOT OGDEN MEDICAL CENTER LABORATORY		5			5
Cleveland Clinic Laboratories		1	4	80%	5
CHEMISYS LABORATORIES			5	100%	5
LABCORP - NAPLES			5	100%	5
FRANCES WARDE MEDICAL LABORATORY		2	3	60%	5
LAWTON CHILES HEALTH CENTER			5	100%	5
XRL SXF REF LAB		5			5
TREE HOUSE PEDIATRICS		5			5
COMMUNITY HEALTH OF SOUTH FLORIDA			5	100%	5
NICHOLS INSTITUTE QUEST DIAGNOSTICS		2	3	60%	5
CENTRA CARE - APOPKA			5	100%	5
ST ANTHONY NORTH			5	100%	5
BOCA RATON REGIONAL HOSPITAL LAB			5	100%	5
AIM LABORATORIES			5	100%	5
FLOWERS HOSPITAL		1	4	80%	5
BROWARD COUNTY HEALTH DEPT.			5	100%	5
SPECIALITY LABORATORIES,INC		4	1	20%	5
MANATEE PEDIATRICS			5	100%	5
BIOTECH			5	100%	5
LEHIGH VALLEY HOSPITAL		3	2	40%	5
NEW YORK STATE ELR - SOUTHSIDE HOSPITAL NORTHWELL HEALTH LABORATORY		4	1	20%	5
TALLAHASSEE PRIMARY CARE ASSOC, PA		5			5
JFK MEDICAL CENTER NORTH LAB			5	100%	5
COLORADO DEPARTMENT OF PUBLIC HEALTH AND ENVIRONMENT			5	100%	5
CHILDREN'S HOSPITAL OF PHILADELPHIA		5			5
QUEST DIAGNOSTICS- MELBOURNE			4	100%	4
THOMAS JEFFERSON UNIVERSITY HOSPITAL		4			4
FISHERMEN'S HOSPITAL			4	100%	4
STATEN ISLAND UNIVERSITY HOSPITAL SEGUINE AVE		4			4
INDIAN RIVER CHD VERO BEACH		3	1	25%	4
DAVITA LABORATORY		4			4
MALABAR/ADVENT CENTRA CARE			4	100%	4
BEAUMONT LABORATORY			4	100%	4
QUEST DIAGNOSTIC			4	100%	4

COVID-19: testing by laboratory

Data through Aug 19, 2020 verified as of Aug 20, 2020 at 09:25 AM

Data in this report are provisional and subject to change.

The numbers in the table below represent the number of Florida and non-Florida residents for whom test results were received by the Department of Health. A person can be tested by more than one laboratory and can have both positive and negative results. **Therefore, the sum of the numbers in each column will be larger than the total number of people tested.**

Reporting lab	Inconclusive	Negative	Positive	Percent positive	Total
HEALTHQUEST LABORATORIES			4	100%	4
QUEST DIAGNOSTIC INC TECHNICAL			4	100%	4
NEW YORK STATE ELR - SAMARITAN HOSPITAL LABORATORY		4			4
EXPRESS TESTING-ONE			4	100%	4
STATEN ISLAND UNIVERSITY HOSPITAL		4			4
VA GULF COAST VETERANS HEALTH CARE SYSTEM			4	100%	4
ILLINOIS DEPT OF PUBLIC HEALTH LAB - SPRINGFIELD			4	100%	4
DORAL URGENT CARE			4	100%	4
FINLAY C. LABORATORY		3	1	25%	4
NEWYORK-PRESBYTERIAN/ LAWRENCE HOSPITAL LABORATORY		4			4
LINCOLN MEDICAL AND MENTAL HEALTH CENTER		4			4
IRL MARKET LAB			4	100%	4
TA LABCORP TAMPA			4	100%	4
COVENIENT CARE MEDICAL CLINIC			4	100%	4
GENUS DIAGNOSTICS			4	100%	4
SOUTHWESTERN REGIONAL MEDICAL CENTER - TULSA		4			4
Covance Central Laboratory			4	100%	4
INTERMARKET FACILITY			4	100%	4
CAPITAL HEALTH PLAN LABORATORIES			4	100%	4
MINUTECLINIC DIAGNOSTIC OF TEXAS, LLC		4			4
BAPTIST MEDICAL PLAZA AT DORAL URGENT CARE CENTER		4			4
MISSOURI DEPARTMENT OF HEALTH AND SENIOR SERVICES			4	100%	4
BAY CARE			4	100%	4
MINUTE CLINIC LLC #2216		4			4
MEDLOGIC, LLC		1	3	75%	4
BAPTIST MEDICAL CENTER EAST		2	2	50%	4
AMEERAH LABS			4	100%	4
EMERGENCY MEDICAL CENTER			4	100%	4
PEDIATRIC HEALTH CARE ALLIANCE			4	100%	4
ST VINCENT'S CHILTON		3	1	25%	4
EMERALD COAST URGENT CARE			4	100%	4
DTR LABS		3	1	25%	4
PRIMARY CARE OF THE TREASURE COAST			4	100%	4
NEW YORK STATE ELR - BROOKLYN HOSPITAL CENTER DOWNTOWN CAMPUS		4			4
OKLAHOMA STATE UNIVERSITY DIAGNOSTIC LAB			4	100%	4
METHODIST MEDICAL CENTER		3	1	25%	4
GENUS3		1	3	75%	4
METROPOLITAN HOSPITAL CENTER		4			4
METRO KNOXVILLE HMA		4			4
NEW HAMPSHIRE DEPARTMENT OF HEALTH AND HUMAN SERVICES		3	1	25%	4
PRECISION LABS LLC		1	3	75%	4
VIRTUA VOORHEES HOSPITAL		3			3
BRANCH MEDICAL CLINIC			3	100%	3
PALMS WEST HOSPITAL			3	100%	3
PINELLAS COUNTY HEALTH DEPARTMENT		2	1	33%	3
NORTH NAPLES HOSPITAL RESPIRATORY THERAPY DEPARTMENT			3	100%	3
DOH-TAMPA BRANCH LABORATORY (MLK BLVD)			3	100%	3

COVID-19: testing by laboratory

Data through Aug 19, 2020 verified as of Aug 20, 2020 at 09:25 AM

Data in this report are provisional and subject to change.

The numbers in the table below represent the number of Florida and non-Florida residents for whom test results were received by the Department of Health. A person can be tested by more than one laboratory and can have both positive and negative results. **Therefore, the sum of the numbers in each column will be larger than the total number of people tested.**

Reporting lab	Inconclusive	Negative	Positive	Percent positive	Total
PENNSYLVANIA DEPARTMENT OF HEALTH BUREAU OF LABORATORIES			3	100%	3
DOCTOR'S IN-HOUSE LAB/COMMUNITY HEALTH CENTERS OF PINELLAS -PINELLAS P			3	100%	3
WAKEMED		1	2	67%	3
GULF COAST MEDICAL GROUP			3	100%	3
QUATRACOR PLLC		3			3
PRECISION GENETICS			3	100%	3
BIO-REFERENCE LABORATORIES			3	100%	3
DOCTORS URGENT CARE			3	100%	3
AMERICAN FAMILY CARE- ORANGE BEACH			3	100%	3
PUBLIC HEALTH LAB		3			3
WESLEY CHAPEL INTERNAL MEDICINE AND PEDIATRICS			3	100%	3
BIODESIX, INC.		3			3
LAKE WALES MEDICAL CENTER INC			3	100%	3
NOVANT HEALTH INPATIENT CARE			3	100%	3
CELAL GUROL ERBAY, MD			3	100%	3
FLORIDA HOSPITAL			3	100%	3
BEEBE MEDICAL CENTER LABORATORY		3			3
WOODHULL MEDICAL AND MENTAL HEALTH CTR		3			3
PALM BEACH COUNTY HEALTH DEPARTMENT LABORATORY			3	100%	3
ACCESS HEALTH CARE		2	1	33%	3
WALGREENS #5317		3			3
NORTHSHORE UNIVERSITY HEALTHSYSTEM EVANSTON HOSPITAL LAB			3	100%	3
NORTHERN DUTCHESS HOSPITAL LABORATORY		3			3
CALHOUN LIBERTY HOSPITAL			3	100%	3
ILLINOIS DEPARTMENT OF PUBLIC HEALTH			3	100%	3
JOHNS HOPKINS MEDICAL LABORATORIES		1	2	67%	3
NEW YORK STATE ELR - JACOBI MEDICAL CENTER		3			3
BAYFRONT HEALTH PUNTA GORDA			3	100%	3
SHELBY BAPTIST MEDICAL CENTER		1	2	67%	3
NEW YORK STATE ELR - LONG ISLAND JEWISH MED CTR		3			3
ADVENTHEALTH CENTRA CARE CARROLLWOOD			3	100%	3
DEACONESS HOSPITAL			3	100%	3
ADVENTHEALTH CENTRA CARE CITRUS PARK			3	100%	3
VA OUTPATIENT			3	100%	3
TIMBER RIDGE LABORATORY			3	100%	3
BAYCARE OUTREACH LABORATORY HOSPITAL			3	100%	3
MONTEFIORE ST LUKE'S CORNWALL HOSPITAL		2	1	33%	3
NAPHCARE, INC.			3	100%	3
SAMARITAN MEDICAL CENTER		3			3
EISENHOWER ARMY MEDICAL CENTER			3	100%	3
BARONESS ERLANGER HOSPITAL		3			3
AFC URGENT CARE			3	100%	3
COMMUNITY HEALTH CENTERS OF PINELLAS, INC.			3	100%	3
JOE DIMAGGIO CHILDREN'S HOSPITAL		1	2	67%	3
ST LUKES HOSPITAL LABORATORY		2	1	33%	3
JACKSON SOUTH COMMUNITY HOSPITAL LAB			3	100%	3
LABCORP RARITAN		3			3

COVID-19: testing by laboratory

Data through Aug 19, 2020 verified as of Aug 20, 2020 at 09:25 AM

Data in this report are provisional and subject to change.

The numbers in the table below represent the number of Florida and non-Florida residents for whom test results were received by the Department of Health. A person can be tested by more than one laboratory and can have both positive and negative results. **Therefore, the sum of the numbers in each column will be larger than the total number of people tested.**

Reporting lab	Inconclusive	Negative	Positive	Percent positive	Total
CENTRA CARE HUNTER'S CREEK			3	100%	3
CENTRAL FLORIDA HEALTH CARE INC			3	100%	3
CORAL GABLES HOSPITAL			3	100%	3
MIAMI CANCER INSTITUTE			3	100%	3
MHHS All Lab Subsection		3			3
CENTRA CARE - LAKE NONA		1	2	67%	3
NORTH BROWARD HOSPITAL DISTRICT HEALTHCARE FOR THE HOMELESS			3	100%	3
ALACHUA COUNTY HEALTH DEPARTMENT			3	100%	3
VIRGINIA DIVISION OF CONSOLIDATED LABORATORIES			3	100%	3
MARSHALL MEDICAL CENTER SOUTH LAB		2	1	33%	3
SOUTH GEORGIA MEDICAL CENTER			3	100%	3
FAMILY HEALTH CENTERS OF SWF LABS			3	100%	3
KEY WEST URGENT CARE, INC		3			3
QUEST ELR		2	1	33%	3
NEW YORK STATE ELR - ORANGE REGIONAL MEDICAL CENTER LABORATORY		3			3
SARASOTA MEMORIAL MEDICAL URGENT CARE CENTER			2	100%	2
SCDHEC BUREAU OF LABORATORIES			2	100%	2
WHOLE CHILD PEDIATRICS			2	100%	2
ALABAMA DEPARTMENT OF PUBLIC HEALTH			2	100%	2
TANNER MEDICAL CENTER EAST AL		2			2
BAY CARE LAB SERVICES/ST. ANTHONY'S HOSPITAL			2	100%	2
SSM HEALTH ST LOUIS MICROBIOLOGY LABORATORY		1	1	50%	2
SANFORD REGIONAL HOSPITAL WORTHINGTON		2			2
UCLA HEALTHCARE CLINICAL LABS			2	100%	2
UNIVERSITY OF KANSAS MEDICAL CENTER			2	100%	2
PHYSICIANS LABORATORY SERVICES			2	100%	2
UC CORAL GABLES			2	100%	2
UK HEALTHCARE			2	100%	2
SOUTHEAST GEORGIA HEALTH SYSTEM			2	100%	2
UNIVERSITY HOSPITAL			2	100%	2
PIEDMONT HOSPITAL LAB			2	100%	2
SIGNATURE CARE PFLUGERVILLE			2	100%	2
BIRMINGHAM VAMC		1	1	50%	2
SPARROW CENTRAL LAB			2	100%	2
UNIVERSITY HOSPITAL OF BROOKLYN		2			2
UNIVERSITY OF CHICAGO MEDICAL CENTER LAB			2	100%	2
ST CHARLES HOSPITAL LABORATORY		2			2
UAB		1	1	50%	2
SHARP MEMORIAL HOSPITAL MICROBIOLOGY DEPT			2	100%	2
POINT WASHINGTON MEDICAL CLINIC			2	100%	2
QUEST DIAGNOSTICS INCORPORATED			2	100%	2
BFT LAB			2	100%	2
BETH ISRAEL DEACONESS MEDICAL CENTER			2	100%	2
VERMONT DEPARTMENT OF HEALTH LABORATORY		1	1	50%	2
WATAUGA MEDICAL CENTER		1	1	50%	2
BAYFRONT MEDICAL			2	100%	2
ST. JOSEPH REGIONAL MEDICAL CENTER			2	100%	2

COVID-19: testing by laboratory

Data through Aug 19, 2020 verified as of Aug 20, 2020 at 09:25 AM

Data in this report are provisional and subject to change.

The numbers in the table below represent the number of Florida and non-Florida residents for whom test results were received by the Department of Health. A person can be tested by more than one laboratory and can have both positive and negative results. **Therefore, the sum of the numbers in each column will be larger than the total number of people tested.**

Reporting lab	Inconclusive	Negative	Positive	Percent positive	Total
QUEENS HOSPITAL CENTER		2			2
BIO-TECH CLINICAL LABORATORIES			2	100%	2
THOMAS LANGLEY			2	100%	2
VIRTUA MEMORIAL HOSPITAL BURLINGTON COUNTY			2	100%	2
VIRACOR		1	1	50%	2
AMERICAN MEDICAL LABORATORIES			2	100%	2
VRL EUROFINS			2	100%	2
ADVANCED URGENT CARE CENTER OF THE UPPER KEYS			2	100%	2
QUEST DIAGNOSTICS-OCALA-SW HIGHWAY 200		2			2
WALGREENS #10775		2			2
QUEST DIAGNOSTICS-OCALA-SE 3RD		2			2
VIGILINT HEALTHCARE		1	1	50%	2
ROCKEFELLER UNIVERSITY CLINICAL GENOMICS LABORATOR		2			2
RUSH UNIVERSITY MEDICAL CENTER LABORATORY			2	100%	2
ST PETERSBURG PEDIATRICS-EAST BAY			2	100%	2
TREASURE COAST COMMUNITY HEALTH			2	100%	2
UNIVERSITY OF WASHINGTON MEDICAL CENTER			2	100%	2
TALLAHASSEE MEMORIAL HEALTHCARE FAMILY MED RESIDENCY			2	100%	2
ALVERNO CLINICAL LABORATORIES			2	100%	2
UNIVERSITY OF MIAMI			2	100%	2
ALTRU DIAGNOSTICS INC			2	100%	2
PREMIER LABORATORY SERVICES, LLC			2	100%	2
THE UNIVERSITY OF VERMONT MEDICAL CENTER		2			2
UT MEMPHIS UNIVERSITY HEALTH SERVICES			2	100%	2
TITUSVILLE/ADVENT CENTRA CARE			2	100%	2
ADVANCED MEDICAL CARE			2	100%	2
ALLIANCE LABS @LRMC			2	100%	2
RIVERVIEW REGIONAL MEDICAL CENTER		2			2
PREMIER MEDICAL LABORATORY			2	100%	2
URGENT CARE TCMA			2	100%	2
RICHMOND UNIVERSITY MEDICAL CENTER		1	1	50%	2
FCHC (OB)-DARWIN SQUARE CTR.			2	100%	2
CONSOLIDATED LABORATORY SERVICES			2	100%	2
MEMORIAL SLOAN KETTERING CANCER CENTER		1	1	50%	2
LABCORP - OHIO			2	100%	2
NLC LABS			2	100%	2
LABCORP - LEESBURG			2	100%	2
NEW YORK STATE ELR - LONG ISLAND JEWISH VALLEY STREAM		2			2
NEW YORK STATE ELR - GLENS FALLS HOSPITAL DEPARTMENT OF PATHOLOGY		2			2
NEW YORK STATE ELR - ERIE COUNTY PUBLIC HEALTH CLINICAL		2			2
NEW YORK STATE ELR - NEW YORK PRESBYTERIAN-LOWER MANHATTAN		2			2
HOME ACCESS HEALTH			2	100%	2
EXOSOME DIAGNOSTICS		2			2
LABCORP PHOENIX			2	100%	2
MEDRITE			2	100%	2
CELERION			2	100%	2
LAKE MARY KIDS CENTRA CARE			2	100%	2

COVID-19: testing by laboratory

Data through Aug 19, 2020 verified as of Aug 20, 2020 at 09:25 AM

Data in this report are provisional and subject to change.

The numbers in the table below represent the number of Florida and non-Florida residents for whom test results were received by the Department of Health. A person can be tested by more than one laboratory and can have both positive and negative results. **Therefore, the sum of the numbers in each column will be larger than the total number of people tested.**

Reporting lab	Inconclusive	Negative	Positive	Percent positive	Total
GUTHRIE MEDICAL GROUP LABORATORIES		2			2
YORK HOSPITAL - LABORATORY			2	100%	2
NORTH FLORIDA PEDIATRICS JASPER			2	100%	2
NORTH DAKOTA DEPT OF HEALTH MICROBIOLOGY			2	100%	2
LABCORP - STUART		1	1	50%	2
HEALTH FIRST IBM-UX			2	100%	2
CVS PHARMACY, INC DBA CVS/PHARMACY #10581		2			2
HELIX DIAGNOSTICS			2	100%	2
NEW YORK STATE ELR - COLUMBIA MEMORIAL HOSPITAL LABORATORY		2			2
INTERNAL MEDICINE ASSOCIATES-DUNELLON			2	100%	2
JRS LABORATORY			2	100%	2
JOHNSON CITY MEDICAL CENTER		1	1	50%	2
COMPUNET CLINICAL LAB			2	100%	2
MINUTECLINIC DIAGNOSTIC		1	1	50%	2
COLLIER COUNTY HEALTH DEPT.			2	100%	2
JOHN D. ARCHBOLD MEM. HOSPITAL			2	100%	2
MONROE COUNTY HOSPITAL		2			2
JACKSON LABORATORY OF GENOMIC MEDICINE		2			2
MONTANA PUBLIC HEALTH LAB			2	100%	2
IOWA DEPARTMENT OF PUBLIC HEALTH			2	100%	2
MINUTECLINIC DIAGNOSTIC OF RHODE ISLAND, LLC #590		2			2
EXECUTIVE MEDICAL SERVICES		2			2
CONNECTDX			2	100%	2
NEBRASKA MEDICAL CENTER			2	100%	2
NEW YORK STATE ELR - BELLEVUE HOSPITAL CENTER DEPARTMENT		2			2
NEW YORK STATE ELR - AUBURN COMMUNITY HOSPITAL		2			2
NEW YORK STATE DEPARTMENT OF HEALTH		1	1	50%	2
ERIE COUNTY MEDICAL CTR CLINICAL LABS		2			2
CONEMAUGH MEMORIAL MEDICAL CENTER		2			2
EMPIRE CITY LABORATORIES INC		1	1	50%	2
MIDMICHIGAN MEDICAL CENTER			2	100%	2
KETTERING HEALTH			2	100%	2
Cleveland Clinic Weston			2	100%	2
MADISON COUNTY MEMORIAL HOSP		1	1	50%	2
GEORGIA DEPARTMENT OF PUBLIC HEALTH			2	100%	2
GEISINGER MEDICAL CENTER		2			2
MAILBOX DIAGNOSTICS		1	1	50%	2
LEESBURG REGIONAL MEDICAL CENTER		1	1	50%	2
GALEN BAYLOR EXTENSION		2			2
OHIO DEPARTMENT OF HEALTH LABORATORY		2			2
GRAND ST PAUL CVS		2			2
CAPTAIN JAMES A. LOVELL FEDERAL HEALTHCARE CENTER			2	100%	2
MAYO			2	100%	2
OMNI			2	100%	2
OHIO STATE UNIVERSITY MEDICAL CENTER			2	100%	2
OKLAHOMA STATE DEPARTMENT OF HEALTH-PUBLIC HEALTH LABORATORY			2	100%	2
NOT INDICATED			2	100%	2

COVID-19: testing by laboratory

Data through Aug 19, 2020 verified as of Aug 20, 2020 at 09:25 AM

Data in this report are provisional and subject to change.

The numbers in the table below represent the number of Florida and non-Florida residents for whom test results were received by the Department of Health. A person can be tested by more than one laboratory and can have both positive and negative results. **Therefore, the sum of the numbers in each column will be larger than the total number of people tested.**

Reporting lab	Inconclusive	Negative	Positive	Percent positive	Total
LEGACY LABORATORY SERVICES			2	100%	2
NOVANT HEALTH GOHEALTH URGENT CARE-HARRISBURG			2	100%	2
LINCOLN DIAGNOSTIC LAB		2			2
FLORIDA CLINICAL LABORATORY INC			2	100%	2
ENGLEWOOD HOSPITAL AND MEDICAL CENTER			2	100%	2
OMNICARE PHARMACY OFTEXAS 1, LP DBA OMNICARE		2			2
ONslow MEMORIAL HOSPITAL LABORATORY		2			2
FORT SANDERS REGIONAL LABORATORY		2			2
FLORIDA MEDICAL CLINIC PA		2			2
FLORIDA HEALTH CARE PLANS			2	100%	2
FLORIDA PEDIATRICS			2	100%	2
KANA MEDICAL			1	100%	1
UF KANAPAHA LAB BEAKER		1			1
AMERICAN FAMILY CARE			1	100%	1
LAB CORP PHOENIX			1	100%	1
KETTERING MEDICAL CENTER			1	100%	1
LIBERTY HEALTH CENTER			1	100%	1
KENTUCKY CABINET FOR HEALTH AND FAMILY SERVICES			1	100%	1
KANSAS DEPARTMENT OF HEALTH			1	100%	1
ALABAMA REFERENCE LAB			1	100%	1
DHEC - S.C PUBLIC HEALTH LAB			1	100%	1
LOYOLA UNIVERSITY MEDICAL CENTER LABORATORY			1	100%	1
JOHN D. ARCHBOLD MEMORIAL HOSPITAL			1	100%	1
SUNY UPSTATE MEDICAL UNIVERSITY			1	100%	1
SUNY AT STONY BROOK			1	100%	1
UNIVERSITY LAB			1	100%	1
JEFFERSON COUNTY HEALTH DEPARTMENT-MONTICELLO		1			1
ECLRS			1	100%	1
UNIVERSITY HOSPITALS OF CLEVELAND			1	100%	1
SV MOBILE HEALTH			1	100%	1
UNC HOSPITAL/MCLENDON CLINICAL LABORATORIES			1	100%	1
UNITED CLINICAL LABORATORIES			1	100%	1
EAST TENNESSEE STATE UNIVERSITY		1			1
SYNERGENE LABORATORY			1	100%	1
UNITED HEALTHCARE			1	100%	1
UNITED LABORATORY SERVICE			1	100%	1
Lourdes Hospital			1	100%	1
AFFILIATED LABORATORIES INC			1	100%	1
DUKE HEALTH REGIONAL HOSPITAL			1	100%	1
THE CHILDREN'S HOSPITAL OF PHILADELPHIA		1			1
DSI LABORATORIES-NAPLES-7TH			1	100%	1
LABCORP KANSAS CITY			1	100%	1
LABCORP HOUSTON			1	100%	1
LAKWOOD RANCH ER 24/7			1	100%	1
DOCTOR'S WALK-IN CLINIC / QUEST DIAGNOSTICS			1	100%	1
LABCORP - PALM BEACH GARDENS			1	100%	1
DOCTOR'S IN-HOUSE LAB/COMMUNITY HEALTH CENTERS OF PINELLAS - JOHNNIE R			1	100%	1

COVID-19: testing by laboratory

Data through Aug 19, 2020 verified as of Aug 20, 2020 at 09:25 AM

Data in this report are provisional and subject to change.

The numbers in the table below represent the number of Florida and non-Florida residents for whom test results were received by the Department of Health. A person can be tested by more than one laboratory and can have both positive and negative results. **Therefore, the sum of the numbers in each column will be larger than the total number of people tested.**

Reporting lab	Inconclusive	Negative	Positive	Percent positive	Total
TEXAS DEPARTMENT OF STATE HEALTH SERVICES			1	100%	1
TIMPANOGOS REGIONAL HOSPITAL			1	100%	1
LABCORP-PORT ST.LUCIE		1			1
LABCORP-CRYSTAL RIVER			1	100%	1
THE HEART HOSPITAL BAYLOR PLANO			1	100%	1
DOCTORS CLINICAL LABORATORY, INC			1	100%	1
LABCORP SOUTH CHARLESTON			1	100%	1
TIEHH BIOTERRORISM RESPONSE LAB			1	100%	1
LabCorp L#09258090 M#09258105			1	100%	1
LAKEVIEW REGIONAL HOSPITAL			1	100%	1
LABCORP LAFAYETTE		1			1
TUFTS MEDICAL CENTER			1	100%	1
TAMPA		1			1
TRUMAN MEDICAL CENTER - HOSPITAL HILL			1	100%	1
DMH STEINHATCHEE FAMILY MEDICINE			1	100%	1
LEESBURG FAMILY MEDICINE		1			1
LABCORP - HOLLYWOOD			1	100%	1
LABCORP - DAYTONA BEACH			1	100%	1
ALLIANCE LABORATORY SERVICES			1	100%	1
LEGACY ER & URGENT CARE - FRISCO WEST			1	100%	1
DOCS URGENT CARE			1	100%	1
TRINITAS REGIONAL MEDICAL CENTER			1	100%	1
TENNESSEE DOH - KNOXVILLE			1	100%	1
LABCORP - ORLANDO		1			1
AMD			1	100%	1
TROY REGIONAL MEDICAL CENTER		1			1
LARGO MEDICAL CENTER INDIAN ROCKS			1	100%	1
LATE HOURS URGENT CARE			1	100%	1
LABCORP - LADY LAKE			1	100%	1
LABCORP - JACKSONVILLE			1	100%	1
UNIVERSITY OF BALTIMORE WASHINGTON MEDICAL CENTER			1	100%	1
FLORIDA CLINICAL LABORATORY - BIOREFERENCE LABORATORIES			1	100%	1
GSM OCED Subsection			1	100%	1
WALGREENS #09353		1			1
WALGREENS #04417		1			1
WALGREENS #07388		1			1
ADVANCED MEDICAL LABORATORIES (AML)			1	100%	1
GRAND VIEW HOSPITAL			1	100%	1
GIFFORD MEMORIAL HOSPITAL		1			1
WASHINGTON STATE DEPARTMENT OF HEALTH PUBLIC HEALTH LABORATORIES			1	100%	1
Walker BaptistMedCtr			1	100%	1
WARD MEMORIAL HOSPITAL		1			1
HARTFORD HOSPITAL ANCILLARY LAB		1			1
HARLEM HOSPITAL CENTER		1			1
HAWAII DEPARTMENT OF HEALTH LAB			1	100%	1
Viracor Eurofins			1	100%	1
HEALTH ALLIANCE			1	100%	1

COVID-19: testing by laboratory

Data through Aug 19, 2020 verified as of Aug 20, 2020 at 09:25 AM

Data in this report are provisional and subject to change.

The numbers in the table below represent the number of Florida and non-Florida residents for whom test results were received by the Department of Health. A person can be tested by more than one laboratory and can have both positive and negative results. **Therefore, the sum of the numbers in each column will be larger than the total number of people tested.**

Reporting lab	Inconclusive	Negative	Positive	Percent positive	Total
VISITING PHYSICIANS ASSOCIATION LABORATORY		1			1
FIT4LIFE MEDICAL CENTER			1	100%	1
ADVANCED URGENT CARE OF MARATHON			1	100%	1
HANCOCK REGIONAL HOSPITAL		1			1
HARDIN MEMORIAL HOSPITAL - HEARTLAND PATHOLOGY CONSULTANTS			1	100%	1
VITAE DIAGNOSTICS			1	100%	1
WELLINGTON WEST 100176			1	100%	1
FLORIDA DEPARTMENT OF HEALTH PALM BEACH COUNTY			1	100%	1
WILLIAM A HINTON STATE LABORATORY INSTITUTE			1	100%	1
GENETIC ASSAYS INC			1	100%	1
ACCESS HEALTH CARE PHYSICIANS			1	100%	1
GENETRAIT LABORATORIES			1	100%	1
WILMINGTON VA MEDICAL CENTER			1	100%	1
FLORIDA HOSPITAL APOPKA			1	100%	1
FLORIDA HOSPITAL LAB			1	100%	1
FLORIDA HOSPITAL ALTAMONTE			1	100%	1
GATEWAY/ADVENT CENTRA CARE			1	100%	1
GAMMA HEALTHCARE, INC		1			1
ADVANCED LABORATORY SERVICES			1	100%	1
ACL LABORATORIES INDUSTRIAL TOXICOLOGY			1	100%	1
WEST			1	100%	1
WELLOW URGENT CARE		1			1
GEORGETOWN URGENT CARE			1	100%	1
GEORGE SAFRAN MD PC		1			1
ACCESSLAB		1			1
WEST VIRGINIA UNIVERSITY HOSPITALS			1	100%	1
WEST PACIFIC MEDICAL LABORATORY			1	100%	1
WEST KENDALL HOSPITAL			1	100%	1
FLORIDA DEPARTMENT OF HEALTH IN MIAMI DADE COUNTY			1	100%	1
HEALTH NETWORK LABORATORIES		1			1
INNOVATIVE HEALTH DIAGNOSTIC OF CALIFORNIA			1	100%	1
URGENT CARE NEW SMYRNA BEACH			1	100%	1
INSPIRIT SENIOR LIVING			1	100%	1
INTERMOUNTAIN CENTRAL LAB			1	100%	1
ELMHURST MEMORIAL HOSPITAL			1	100%	1
URGENT CARE WEST CLINIC			1	100%	1
ETHOS LABORATORIES		1			1
UTMB PATHOLOGY CLINICAL SERVICES LABORATORY			1	100%	1
INDIAN RIVER CLINICAL LABORATORY, INC.		1			1
NORTHWELL HEALTH			1	100%	1
US LABORATORIES			1	100%	1
ISLAND COAST PEDIATRICS		1			1
AFC PATRIOT URGENT CARE			1	100%	1
UNIVERSITY OF MARYLAND MEDICAL CENTER			1	100%	1
EDGAR PRICE FAMILY & CHILDREN HEALTHCARE CENTER			1	100%	1
UNIVERSITY OF FLORIDA			1	100%	1
ELITE CARE			1	100%	1

COVID-19: testing by laboratory

Data through Aug 19, 2020 verified as of Aug 20, 2020 at 09:25 AM

Data in this report are provisional and subject to change.

The numbers in the table below represent the number of Florida and non-Florida residents for whom test results were received by the Department of Health. A person can be tested by more than one laboratory and can have both positive and negative results. **Therefore, the sum of the numbers in each column will be larger than the total number of people tested.**

Reporting lab	Inconclusive	Negative	Positive	Percent positive	Total
UNKNOWN - MI			1	100%	1
INTERMOUNTAIN MEDICAL CENTER			1	100%	1
ADVENTIST HINSDALE HOSPITAL LABORATORY			1	100%	1
UNIVERSITY OF MISSOURI HEALTH CARE			1	100%	1
UNK			1	100%	1
ILLINOIS DEPT OF PUBLIC HEALTH LABS			1	100%	1
VELOCITY CARE			1	100%	1
EXPRESS LAB LIVINGSTON			1	100%	1
ADVENTHEALTH CENTRA CARE BRANDON			1	100%	1
HOLY NAME MEDICAL CENTER		1			1
EXPRESS GENE MOLECULAR DIAGNOSTICS LABORATORY			1	100%	1
FALMOUTH BY THE SEA			1	100%	1
VIDANT MEDICAL CENTER			1	100%	1
HIGHLANDS CLINICAL LABORATORY			1	100%	1
FHCP-ORANGE CITY			1	100%	1
ADVENTHEALTH CENTRA CARE - KID'S CARE			1	100%	1
VETERANS OUTPATIENT CLINIC			1	100%	1
EXCEL URGENT CARE OF NJ			1	100%	1
VA HOSPITAL			1	100%	1
VA GREATER LOS ANGELES HEALTH CARE SYSTEM			1	100%	1
UW HOSPITAL AND CLINICS			1	100%	1
HYDE PARK MEDICAL CENTER		1			1
VA HOSPITAL PATH & LAB			1	100%	1
VALLEY HOSPITAL MEDICAL CENTER		1			1
HORIZON MEDICAL CENTER			1	100%	1
VA OUTPATIENT CLINIC			1	100%	1
HOUSTON HEALTH DEPARTMENT - BUREAU OF LABORATORY SERVICES			1	100%	1
VA OUT PATIENT CENTER			1	100%	1
CENTRA CARE- WINTER GARDEN			1	100%	1
NEW YORK STATE ELR - ST BARNABAS HOSPITAL		1			1
CFCH - FROSTPROOF			1	100%	1
NORTH CAROLINA STATE LABORATORY OF PUBLIC HEALTH, SPECTRUM LAB NETWORK			1	100%	1
BAYLOR ESOTERIC AND MOLECULAR LAB			1	100%	1
NORTH BROWARD MEDICAL CENTER			1	100%	1
CHARLOTTE CHD PORT CHARLOTTE		1			1
CHATSWORTH ASSISTED LIVING COMMUNITY AT PGA NATIONAL			1	100%	1
NEW YORK STATE ELR - MONTEFIORE MEDICAL CENTER LABORATORIES - WEILER			1	100%	1
QUEST DIAGNOSTICS-WEST HILLS		1			1
CGH MEDICAL CENTER			1	100%	1
BAYLOR COLLEGE OF MEDICINE			1	100%	1
NORTH SHORE HEMATOLOGY-ONCOLOGY ASSOCIATES, PC		1			1
BEAUMONT REFERENCE LABORATORY			1	100%	1
NORTH RIVER FAMILY HEALTH CENTER			1	100%	1
NORTHERN LIGHT LABORATORY			1	100%	1
BERKSHIRE MEDICAL CENTER			1	100%	1
BELLIN HEALTH LAB			1	100%	1
BEAUFORT MEMORIAL			1	100%	1

COVID-19: testing by laboratory

Data through Aug 19, 2020 verified as of Aug 20, 2020 at 09:25 AM

Data in this report are provisional and subject to change.

The numbers in the table below represent the number of Florida and non-Florida residents for whom test results were received by the Department of Health. A person can be tested by more than one laboratory and can have both positive and negative results. **Therefore, the sum of the numbers in each column will be larger than the total number of people tested.**

Reporting lab	Inconclusive	Negative	Positive	Percent positive	Total
BAYSHORE LABORATORY			1	100%	1
BAYONET POINT HOSPITAL LAB			1	100%	1
QUEST DIAGNOSTICS INC		1			1
CELEBRATION HOSPITAL			1	100%	1
BEAUMONT HOSPITAL, GROSSE POINTE			1	100%	1
CLIFTON-FINE HOSPITAL LABORATORY		1			1
NAVAL BRANCH MEDICAL CLINIC			1	100%	1
BAYCARE OUTREACH LAB			1	100%	1
ROBERT WOOD JOHNSON HOSPITAL			1	100%	1
NDX-CORE LAB			1	100%	1
CLEVELAND CLINIC OHIO LABORATORIES			1	100%	1
MUNSON MEDICAL CENTER			1	100%	1
Mt Sinai Aventura			1	100%	1
MPG JACKSONVILLE ATLANTIC BLVD		1			1
NATIONWIDE LABORATORY SERVICES		1			1
SACRED HEART MEDICAL GROUP			1	100%	1
BAYCARE MEDICAL GROUP			1	100%	1
REGIONAL MEDICAL LABORATORY			1	100%	1
REMISE OCCUPATIONAL HEALTH SOLUTIONS INC			1	100%	1
RENOWN REGIONAL MEDICAL CENTER			1	100%	1
NEW YORK STATE ELR - MERCY MEDICAL CENTER		1			1
CHP COVID-19 (TX)			1	100%	1
REFERENCE LABORATORY			1	100%	1
RIVERSIDE METHODIST HOSPITAL LAB			1	100%	1
CITRUS PARK			1	100%	1
RIVIERA BEACH HEALTH CENTER LAB			1	100%	1
RHODE ISLAND DEPARTMENT OF HEALTH			1	100%	1
NEW YORK CITY DEPARTMENT OF HEALTH			1	100%	1
RIVERSIDE MEDICAL GROUP		1			1
BRISTOL REGINAL MEDICAL CENTER			1	100%	1
PLANT CITY PEDIATRICS		1			1
BROOKSVILLE REGIONAL HOSPITAL			1	100%	1
BLOOD SYSTEMS LABORATORIES			1	100%	1
PARKWAY REGIONAL MEDICAL CENTER LAB			1	100%	1
BRANDON OUTREACH CLINIC			1	100%	1
CALIFORNIA PUBLIC HEALTH LABORATORY			1	100%	1
OSWEGO HOSPITAL LABORATORY		1			1
ORMC-ARDEN/EOI			1	100%	1
PALM SPRINGS GENERAL HOSPITAL			1	100%	1
CAH ACQUISITION COMPANY 11 LLC			1	100%	1
POINT OF CARE			1	100%	1
PEACHEALTH LABORATORIES		1			1
PCB CLINIC			1	100%	1
PERDIDO URGENT CARE			1	100%	1
PEDIATRIC HEALTHCARE ALLIANCE			1	100%	1
PENINSULA REGIONAL MED CTR LAB			1	100%	1
PEDIATRIC ASSOCIATES - JACKSONVILLE			1	100%	1

COVID-19: testing by laboratory

Data through Aug 19, 2020 verified as of Aug 20, 2020 at 09:25 AM

Data in this report are provisional and subject to change.

The numbers in the table below represent the number of Florida and non-Florida residents for whom test results were received by the Department of Health. A person can be tested by more than one laboratory and can have both positive and negative results. **Therefore, the sum of the numbers in each column will be larger than the total number of people tested.**

Reporting lab	Inconclusive	Negative	Positive	Percent positive	Total
PATHLINE			1	100%	1
PARROTT MEDICAL CLINIC			1	100%	1
BLOUNT MEMORIAL HOSPITAL		1			1
BMC/JACSONVILLE		1			1
BLUEWATER TOXICOLOGY			1	100%	1
PHELPS HOSPITAL LABORATORY		1			1
NOT GIVEN			1	100%	1
NORTON HEALTHCARE			1	100%	1
NORTHWESTERN MEMORIAL HOSPITAL			1	100%	1
CAROMONT HEALTH			1	100%	1
BIODORON LABORATORIES			1	100%	1
CATHOLIC HEALTH SYSTEM DEPT LABORATORY		1			1
Northwell Lab			1	100%	1
NORTHSIDE HOSPITAL DULUTH			1	100%	1
NORTHERN WESTCHESTER HOSPITAL LABORATORY		1			1
CBC LAB			1	100%	1
QUEST - HOUSTON LAB			1	100%	1
NORTHWEST FLORIDA CLINICAL LAB			1	100%	1
CAROLINAS HEALTHCARE SYSTEM LAB			1	100%	1
ONEIDA HEALTHCARE CENTER		1			1
OMNICARE PHARMACY OF TEXAS 1, LP		1			1
PORT ST LUCIE REHABILITATION AND HEALTHCARE			1	100%	1
POUDRE VALLEY HOSPITAL			1	100%	1
ORANGE COUNTY HEALTH DEPT			1	100%	1
PROGENESIS INC			1	100%	1
PRORENATA LABS			1	100%	1
OHIO DEPARTMENT OF HEALTH			1	100%	1
OMNICARE PHARMACY OF TEXAS 1		1			1
PRISMA HEALTH TUOMEY LABORATORY			1	100%	1
BIOMERIEUX			1	100%	1
MEDICAL CENTER ENTERPRISE			1	100%	1
MEDICAL CENTER AT OCEAN REEF			1	100%	1
MEDICAL ARTS LABORATORY			1	100%	1
MEDICAL CLINIC OF HOUSTON			1	100%	1
ARKANSAS DEPARTMENT OF HEALTH			1	100%	1
CVS/PHARMACY #12000		1			1
DACH MAIN LAB			1	100%	1
DALLAS MEDICAL CENTER			1	100%	1
MD NOW URGENT CARE CENTER INC.			1	100%	1
MEDCOMP SCIENCES, LLC			1	100%	1
APS-SUMMIT CARE PHARMACY, LLC DBA OMNICARE		1			1
APPALACHIAN REGIONAL HEALTHCARE SYSTEM		1			1
MEMORIAL HERMANN CONSOLIDATED LABORATORY SERVICES			1	100%	1
MEMORIAL HEALTH UNIVERSITY MEDICAL CENTER			1	100%	1
ST FRANCIS			1	100%	1
MERCY - NORTH IOWA			1	100%	1
ATHENS LIMESTONE HOSPITAL		1			1

COVID-19: testing by laboratory

Data through Aug 19, 2020 verified as of Aug 20, 2020 at 09:25 AM

Data in this report are provisional and subject to change.

The numbers in the table below represent the number of Florida and non-Florida residents for whom test results were received by the Department of Health. A person can be tested by more than one laboratory and can have both positive and negative results. **Therefore, the sum of the numbers in each column will be larger than the total number of people tested.**

Reporting lab	Inconclusive	Negative	Positive	Percent positive	Total
CQUENTIA NGS, LLC			1	100%	1
ASCENSION ST. MICHAEL'S HOSPITAL LAB			1	100%	1
CVS/PHARMACY #10373		1			1
ARNOLD PALMER HOSPITAL LABORATORY			1	100%	1
MEDSTAR HARBOR HOSPITAL			1	100%	1
ST JOSEPHS CHILDRENS HOSPITAL OUTREACH			1	100%	1
MEDONE URGENT CARE			1	100%	1
DEPARTMENT OF PATHOLOGY ROME MEMORIAL		1			1
MARINA DEL REY HOSPITAL LAB			1	100%	1
MARCO ISLAND HOSPITAL INC D/B/A			1	100%	1
State Lab Unspecifd			1	100%	1
DEPARTMENT OF HEALTH AND HUMAN SERVICES DIVISION OF BEHAVIORAL HEALTH		1			1
MARION COUNTY HEALTH DEPARTMENT			1	100%	1
DERMDX, DIV OF AURORA DIAGNOSTICS/BERNHARDT LAB		1			1
SUNRISE DIAGNOSTIC LABORATORY			1	100%	1
LUCID DIAGNOSTICS LABS			1	100%	1
MAGNOLIA PEDIATRICS			1	100%	1
MAGNOLIA ADULT, LLC			1	100%	1
SUNCOAST URGENT CARE			1	100%	1
ST. LUCIE COUNTY HEALTH DEPARTMENT		1			1
ST. LUKE'S HOSPITAL - BETHLEHEM CAMPUS		1			1
ST. MARY MEDICAL CENTER		1			1
MD 365 MEDICAL CARE PLLC		1			1
MCH PHYSICIANS GROUP			1	100%	1
MC DIAGNOSTIC OF CONNECTICUT PC #459		1			1
MARYLAND DEPARTMENT OF HEALTH AND MENTAL HYGIENE			1	100%	1
STANLY REGIONAL MEDICAL CENTER			1	100%	1
DELAWARE DIAGNOSTICS LABS			1	100%	1
DEKALB MEDICAL CENTER LABORATORY			1	100%	1
ST. VINCENT HOSPITAL			1	100%	1
ST.ELIZABETH HEALTH CENTER	1				1
SENTARA NORFOLK GENERAL HOSPITAL CENTRAL LAB			1	100%	1
COMMONWEALTH OF MASSACHUSETTS			1	100%	1
SHANDS AT LAKE SHORE LAB			1	100%	1
BASCOM PALMER-MICRO LAB			1	100%	1
MONROE COUNTY HEALTH DEPARTMENT			1	100%	1
MOLECULAR PATHOLOGY LABORATORY			1	100%	1
MINUTECLINIC DIAGNOSTICS MEDICAL GROUP		1			1
MINUTECLINIC DIAGNOSTIC OF TEXAS, LLC #2580		1			1
MINUTECLINIC DIAGNOSTIC OF TEXAS		1			1
BARDMOOR LABORATORY			1	100%	1
BAPTIST PRIMARY CARE			1	100%	1
MISSOURI DEPARTMENT OF HEALTH AND SENIOR SERVICES - STATE PH LAB		1			1
MOUNT DORA PEDIATRICS		1			1
COCOA BEACH/ADVENT CENTRA		1			1
COLORADO DEPARTMENT OF HEALTH LABORATORY SERVICES DIVISION			1	100%	1
BAYCARE ALLIANT HOSPITAL			1	100%	1

COVID-19: testing by laboratory

Data through Aug 19, 2020 verified as of Aug 20, 2020 at 09:25 AM

Data in this report are provisional and subject to change.

The numbers in the table below represent the number of Florida and non-Florida residents for whom test results were received by the Department of Health. A person can be tested by more than one laboratory and can have both positive and negative results. **Therefore, the sum of the numbers in each column will be larger than the total number of people tested.**

Reporting lab	Inconclusive	Negative	Positive	Percent positive	Total
COASTAL MEDICAL LAB			1	100%	1
SANFORD SOUTH UNIVERSITY		1			1
MONTANA DEPARTMENT OF PUBLIC HEALTH & HUMAN SERVICES			1	100%	1
SCRIPPS CLINIC MEDICAL			1	100%	1
SEA LEVEL LABS			1	100%	1
MORTON PLANT			1	100%	1
MONTEFIORE NYACK HOSPITAL AFFILIATED LABORATORY		1			1
SCIENCE CARE			1	100%	1
SOUTHWEST FLORIDA DIVISION LAB			1	100%	1
SOUTHWEST REGIONAL PCR LABORATORY			1	100%	1
MI2297090CV HOLLAND-23D2189684		1			1
CONEY ISLAND HOSPITAL		1			1
MID FLORIDA CLINICAL LABORATORY			1	100%	1
MIAMI BEACH URGENT CARE			1	100%	1
SPECTOR SCIENTIFIC LAB			1	100%	1
MERCY HEALTH LAB			1	100%	1
SPRING HILL REGIONAL HOSPITAL			1	100%	1
MHS LAB		1			1
AZALEA HEALTH			1	100%	1
MERCY HEALTH—MUSKEGON		1			1
SMITH KLINE			1	100%	1
SMITH NORTHVIEW HOSPITAL LAB			1	100%	1
BAPTIST HEALTH URGENT CARE AT UNIVERSITY CENTRE			1	100%	1
SKY RIDGE MEDICAL CENTER - MICRO			1	100%	1
MINUTECLINIC DIAGNOSTIC OF RHODE ISLAND, LLC #212		1			1
MINUTE CLINIC DIAGNOSTIC OF VIRGINIA		1			1
SOUTH LAKE FAMILY HEALTH CENTER			1	100%	1
BAPTIST HEALTH EXPRESS CARE AT KEY BISCAYNE			1	100%	1
BAPTIST ER TOWN CTR			1	100%	1
SONIC REFERENCE LABORATORY			1	100%	1
BAPTIST HEALTH URGENT CARE AT KENDALL LAKES			1	100%	1
BAPTIST HEALTH MEDICAL CENTER			1	100%	1
Total	32,127	5,070,645	753,364	13%	5,856,136