

COVID-19: summary of persons monitored, persons tested, and cases

Data through Aug 20, 2020 verified as of Aug 21, 2020 at 09:25 AM

Data in this report are provisional and subject to change.

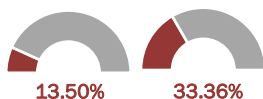
Monitored persons: people the Florida Department of Health was notified of for possible monitoring because they are a contact of a case, traveled from China, or were identified by the Centers for Disease Control and Prevention (CDC) as a part of an airline/ship contact investigation

Total reports	186,722
Total persons of high, medium, or unknown risk	183,058
High/medium/unknown risk still being monitored	12,817

Persons tested: Includes PCR and antigen test results received by the Department of Health from the state public health laboratory (BPHL), as well as commercial and hospital laboratories

	Florida residents	Non-Florida residents
Total tested	4,355,148	18,796
Positive	587,023	6,263
Negative	3,761,415	12,511
Inconclusive	6,710	22
Awaiting testing	3,534	30

Percent positivity
(based on positive and negative results)



Cases: people with positive PCR or antigen test result

Total cases	593,286
Florida residents	587,023
Non-Florida residents	6,263
Type of testing	
Florida residents	587,023
Positive by BPHL/CDC	20,997
Positive by commercial/hospital lab	566,026
PCR positive	580,588
Antigen positive	6,435
Non-Florida residents	6,263
Positive by BPHL/CDC	219
Positive by commercial/hospital lab	6,044
PCR positive	6,012
Antigen positive	251

Characteristics

Florida residents hospitalized	35,997
Florida resident deaths	10,168
Non-Florida resident deaths	136

Hospitalized counts include anyone who was hospitalized at some point during their illness. It does not reflect the number of people currently hospitalized.

More information on deaths identified through death certificate data is available on the National Center for Health Statistics website at www.cdc.gov/nchs/nvss/vsrr/COVID19/index.htm.

Risk factors for Florida residents

Traveled	4,446
Contact with a known case	188,936
Traveled and contact with a known case	4,643
Neither	388,998
No travel and no contact	67,964
Travel is unknown	243,541
Contact is unknown	133,536
Contact is pending	171,990

Travel can be unknown and contact can be unknown or pending for the same case, these numbers will sum to more than the "neither" total.

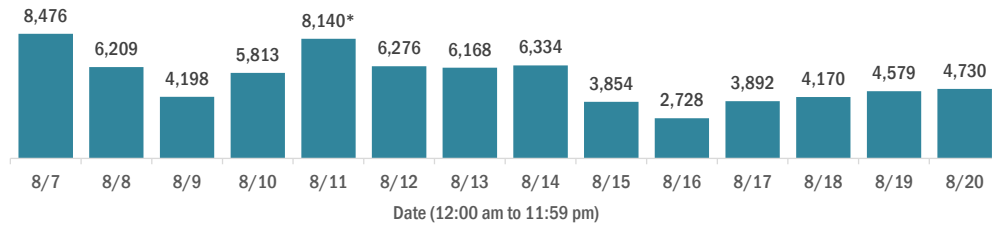
COVID-19: cases and laboratory testing over time

Data through Aug 20, 2020 verified as of Aug 21, 2020 at 09:25 AM

Data in this report are provisional and subject to change.

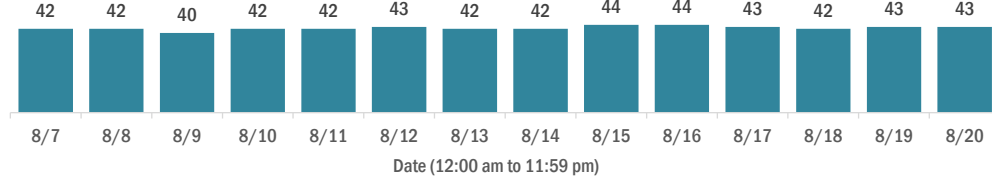
Cases in Florida residents per day for the past 2 weeks

Number of cases per day



* Includes a one-time historical data submission from a laboratory newly enrolled in the Department's electronic laboratory reporting (ELR) process. The number of new cases on 8/11 excluding the historical data submission was 5,218.

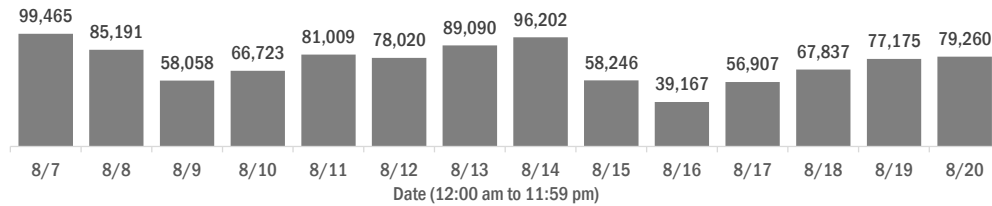
Median age of cases by day



Laboratory testing for Florida residents over the past 2 weeks

Number of Florida residents tested per day

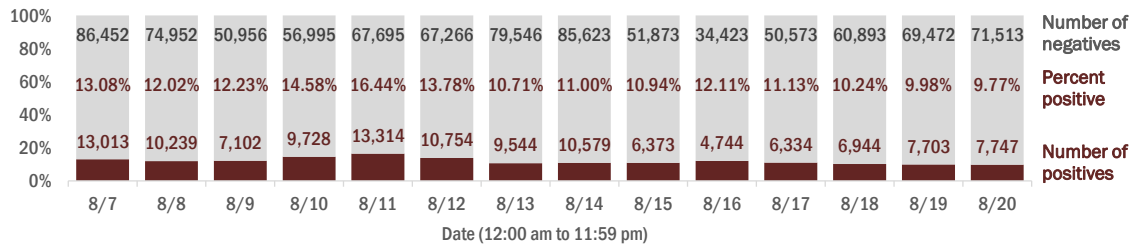
These counts include the number of people for whom the Department received PCR or antigen laboratory results by day. People tested on multiple days will be included for each day a new result was received. A person is only counted once for each day they are tested, regardless of whether multiple specimens are tested or multiple results are received.



Number and percent of Florida residents with positive test results

The percent of positive results ranged from 9.77% to 16.44% over the past 2 weeks and was 9.77% yesterday.

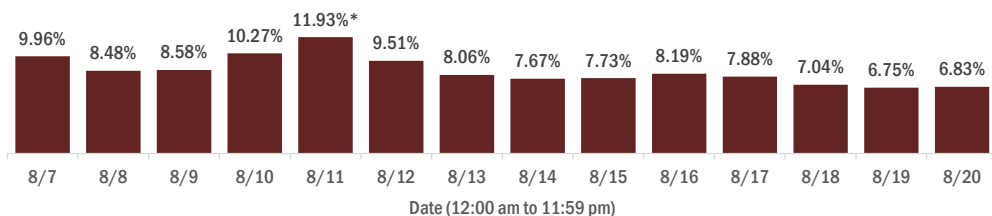
These counts include the number of people for whom the Department received PCR or antigen laboratory results by day. People tested on multiple days will be included for each day a new result was received. A person is only counted once for each day they are tested, regardless of whether multiple specimens are tested or multiple results are received. If a person has a positive specimen and a negative specimen in the same day, only the positive result is counted.



Percent positivity for new cases in Florida residents

The percent of positive results ranged from 6.75% to 11.93% over the past 2 weeks and was 6.83% yesterday.

This percent is the number of people who test PCR- or antigen-positive for the first time divided by all the people tested that day, excluding people who have previously tested positive.



* Includes a one-time historical data submission from a laboratory newly enrolled in the Department's electronic laboratory reporting (ELR) process. The percent positivity on 8/11 excluding the historical data submission was 9.35%.

COVID-19: characteristics of 587,023 Florida resident cases

Data through Aug 20, 2020 verified as of Aug 21, 2020 at 09:25 AM

Data in this report are provisional and subject to change.

Age group	Cases	Hospitalizations	Deaths
0-4 years	9,982 2%	230 1%	0 0%
5-14 years	23,893 4%	202 1%	4 0%
15-24 years	87,520 15%	913 3%	25 0%
25-34 years	111,470 19%	2,102 6%	69 1%
35-44 years	96,670 16%	3,171 9%	203 2%
45-54 years	94,231 16%	4,643 13%	426 4%
55-64 years	76,669 13%	6,413 18%	1,086 11%
65-74 years	44,388 8%	6,997 19%	2,126 21%
75-84 years	25,478 4%	6,513 18%	2,946 29%
85+ years	14,917 3%	4,808 13%	3,283 32%
Unknown	1,805 0%	5 0%	0 0%
Total	587,023	35,997	10,168

Gender	Cases
Female	299,456 51%
Male	283,314 48%
Unknown	4,253 1%
Total	587,023

Ethnicity	Cases	Hospitalizations	Deaths
Hispanic	165,306 28%	10,989 31%	2,503 25%
Non-Hispanic	216,255 37%	22,598 63%	6,631 65%
Unknown	205,462 35%	2,410 7%	1,034 10%
Total	587,023	35,997	10,168

Race and ethnicity	Cases	Hospitalizations	Deaths
White	243,452 41%	21,508 60%	6,779 67%
Hispanic	108,593 18%	7,765 22%	1,938 19%
Non-Hispanic	114,862 20%	12,886 36%	4,411 43%
Unknown	19,997 3%	857 2%	430 4%
Black	90,742 15%	8,739 24%	2,012 20%
Hispanic	4,206 1%	379 1%	64 1%
Non-Hispanic	76,889 13%	8,064 22%	1,852 18%
Unknown	9,647 2%	296 1%	96 1%
Other race	72,949 12%	4,322 12%	854 8%
Hispanic	37,222 6%	2,530 7%	421 4%
Non-Hispanic	21,061 4%	1,525 4%	332 3%
Unknown	14,666 2%	267 1%	101 1%
Unknown race	179,880 31%	1,428 4%	523 5%
Hispanic	15,285 3%	315 1%	80 1%
Non-Hispanic	3,443 1%	123 0%	36 0%
Unknown	161,152 27%	990 3%	407 4%
Total	587,023	35,997	10,168

Hospitalization counts include anyone who was hospitalized at some point during their illness. It does not reflect the number of people currently hospitalized. **Other race** includes any person with a race of American Indian/Alaskan native, Asian, native Hawaiian/Pacific Islander, or other.

COVID-19: deaths in Florida residents and staff of long-term care facilities

Data through Aug 20, 2020 verified as of Aug 21, 2020 at 09:25 AM

Data in this report are provisional and subject to change.

For current cases in residents or staff of long-term care facilities, please visit: <https://floridahealthcovid19.gov/>

County	Deaths		County	Deaths		County	Deaths	
Dade	670	16%	Clay	41	1%	Calhoun	6	0%
Palm Beach	439	10%	Osceola	41	1%	Gilchrist	6	0%
Pinellas	409	10%	Suwannee	37	1%	Jefferson	4	0%
Broward	316	7%	Okaloosa	36	1%	Okeechobee	4	0%
Hillsborough	249	6%	Indian River	34	1%	Baker	3	0%
Polk	216	5%	Lake	33	1%	Nassau	3	0%
Lee	214	5%	Hernando	29	1%	Bradford	2	0%
Manatee	117	3%	St. Johns	23	1%	Hardee	2	0%
Brevard	116	3%	Hendry	19	0%	Holmes	2	0%
Seminole	112	3%	Bay	14	0%	Desoto	1	0%
Sarasota	109	3%	Citrus	14	0%	Flagler	1	0%
St. Lucie	104	2%	Alachua	13	0%	Lafayette	1	0%
Duval	100	2%	Highlands	12	0%	Levy	1	0%
Volusia	95	2%	Putnam	12	0%	Monroe	1	0%
Escambia	84	2%	Sumter	12	0%	Taylor	1	0%
Orange	78	2%	Walton	12	0%	Total	4,274	
Pasco	77	2%	Washington	12	0%			
Collier	76	2%	Leon	11	0%			
Martin	69	2%	Columbia	10	0%			
Charlotte	55	1%	Santa Rosa	9	0%			
Jackson	49	1%	Gadsden	8	0%			
Marion	43	1%	Madison	7	0%			

Note: cases are summarized by the county of usual residence. Residents and staff may be cases associated with facilities that are not in their county of usual residence, resulting in cases being included below for counties that do not have facilities with known cases.

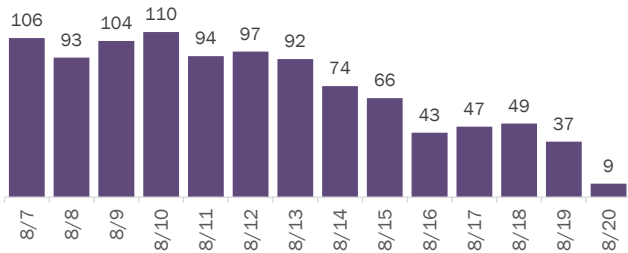
COVID-19: cases in Florida residents who have died

Data through Aug 20, 2020 verified as of Aug 21, 2020 at 09:25 AM

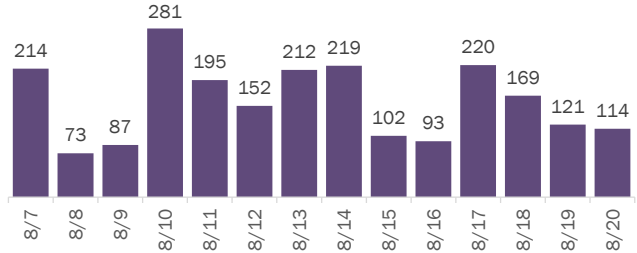
Data in this report are provisional and subject to change.

Demographics for all identified COVID-19 deaths: 10,168

Deaths by date of death



Deaths by date reported to the Department



Median age: 79 years

Age group	Deaths	Cases	Case fatality rate	Mortality rate per 100,000 population
0-4 years	0	9,982	0.0%	0.0
5-14 years	4	23,893	0.0%	0.2
15-24 years	25	87,520	0.0%	1.0
25-34 years	69	111,470	0.1%	2.4
35-44 years	203	96,670	0.2%	7.8
45-54 years	426	94,231	0.5%	15.3
55-64 years	1,086	76,669	1.4%	37.5
65-74 years	2,126	44,388	4.8%	87.6
75-84 years	2,946	25,478	11.6%	209.8
85+ years	3,283	14,917	22.0%	568.5
Unknown	0	1,805	0.0%	
Total	10,168	587,023	1.7%	47.1

Race	Deaths	Cases	Case fatality rate	Mortality rate per 100,000 population
White	6,779	243,452	2.8%	40.6
Black	2,012	90,742	2.2%	55.0
Other	854	72,949	1.2%	68.6
Unknown	523	179,880	0.3%	
Total	10,168	587,023	1.7%	47.1

Gender	Deaths	Cases	Case fatality rate	Mortality rate per 100,000 population
Female	4,538	299,456	1.5%	41.1
Male	5,616	283,314	2.0%	53.2
Unknown	14	4,253	0.3%	
Total	10,168	587,023	1.7%	47.1

Ethnicity	Deaths	Cases	Case fatality rate	Mortality rate per 100,000 population
Hispanic	2,503	165,306	1.5%	44.1
Non-Hispanic	6,631	216,255	3.1%	41.6
Unknown	1,034	205,462	0.5%	
Total	10,168	587,023	1.7%	47.1

Age group distribution for deaths reported since previous report, previous 2 weeks, and cumulatively

122 deaths reported since previous report		2,252 deaths reported from Aug 7 - Aug 20		10,168 deaths reported cumulatively	
0-4 years	0	0-4 years	0	0-4 years	0
5-14 years	1	5-14 years	1	5-14 years	4
15-24 years	1	15-24 years	6	15-24 years	25
25-34 years	1	25-34 years	14	25-34 years	69
35-44 years	2	35-44 years	35	35-44 years	203
45-54 years	4	45-54 years	86	45-54 years	426
55-64 years	12	55-64 years	266	55-64 years	1,086
65-74 years	26	65-74 years	512	65-74 years	2,126
75-84 years	39	75-84 years	675	75-84 years	2,946
85+ years	36	85+ years	657	85+ years	3,283
Unknown	0	Unknown	0	Unknown	0

COVID-19: cases in Florida residents who have died

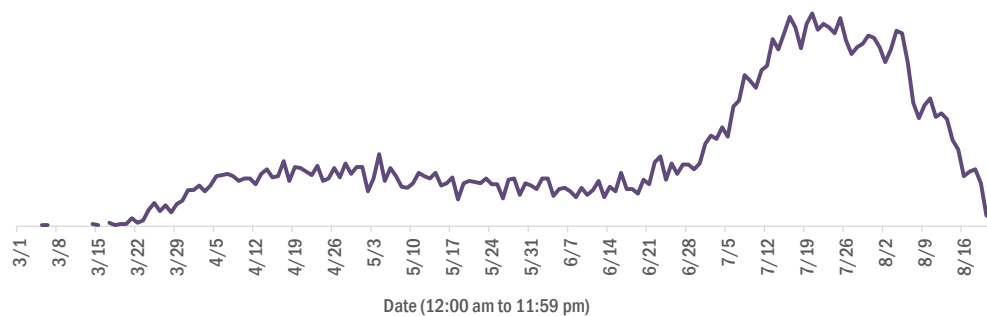
Data through Aug 20, 2020 verified as of Aug 21, 2020 at 09:25 AM

Data in this report are provisional and subject to change.

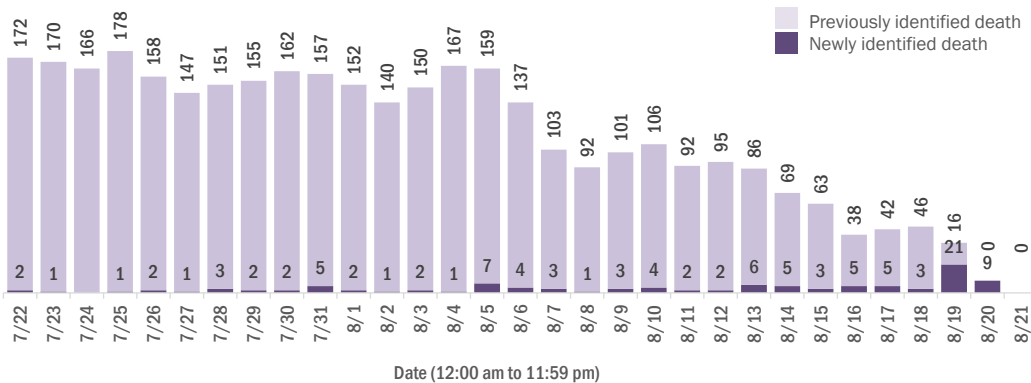
Deaths In Florida residents by date of death

10,168 deaths reported cumulatively, 122 deaths reported since previous report

March to present



Past 30 days



COVID-19: characteristics of 593,286 cases

Data through Aug 20, 2020 verified as of Aug 21, 2020 at 09:25 AM

Data in this report are provisional and subject to change.

Tables below include cases in Florida residents and non-Florida residents.

All 67 Florida counties have cases:

County	FL resident cases	Non-FL resident cases	Total cases	FL resident deaths	FL death rate
Dade	149,337	968	150,305	2,219	1.5%
Broward	67,991	551	68,542	1,068	1.6%
Palm Beach	39,773	384	40,157	1,048	2.6%
Hillsborough	35,147	146	35,293	519	1.5%
Orange	33,905	416	34,321	358	1.1%
Duval	25,051	265	25,316	235	0.9%
Pinellas	19,104	143	19,247	591	3.1%
Lee	17,514	302	17,816	397	2.3%
Polk	15,961	54	16,015	399	2.5%
Collier	11,013	131	11,144	162	1.5%
Escambia	9,731	953	10,684	171	1.8%
Osceola	10,534	85	10,619	125	1.2%
Manatee	9,949	110	10,059	248	2.5%
Volusia	8,699	62	8,761	175	2.0%
Marion	7,793	14	7,807	121	1.6%
Seminole	7,644	29	7,673	160	2.1%
Pasco	7,604	47	7,651	157	2.1%
Sarasota	6,848	57	6,905	180	2.6%
Brevard	6,776	21	6,797	194	2.9%
St. Lucie	6,522	23	6,545	212	3.3%
Lake	5,912	35	5,947	91	1.5%
Leon	5,580	125	5,705	28	0.5%
Bay	4,979	79	5,058	69	1.4%
Alachua	4,805	60	4,865	31	0.6%
Santa Rosa	4,346	39	4,385	53	1.2%
St. Johns	4,051	55	4,106	51	1.3%
Martin	4,017	29	4,046	112	2.8%
Okaloosa	3,850	28	3,878	70	1.8%
Clay	3,597	12	3,609	70	1.9%
Columbia	3,144	14	3,158	31	1.0%
Indian River	2,705	16	2,721	72	2.7%
Charlotte	2,456	6	2,462	107	4.4%
Hernando	2,380	16	2,396	69	2.9%
Suwannee	2,300	17	2,317	53	2.3%
Jackson	2,182	16	2,198	59	2.7%
Gadsden	2,103	8	2,111	29	1.4%
Hendry	1,915	2	1,917	39	2.0%
Citrus	1,903	5	1,908	46	2.4%
Highlands	1,691	6	1,697	53	3.1%
Putnam	1,687	2	1,689	35	2.1%
Monroe	1,656	31	1,687	14	0.8%
Sumter	1,671	9	1,680	46	2.8%
Walton	1,419	129	1,548	18	1.3%
Desoto	1,440	3	1,443	21	1.5%
Nassau	1,345	90	1,435	15	1.1%
Flagler	1,201	13	1,214	15	1.2%
Okeechobee	1,179	4	1,183	12	1.0%
Lafayette	1,143	0	1,143	4	0.3%
Taylor	1,139	3	1,142	5	0.4%
Baker	1,108	0	1,108	4	0.4%
Hardee	1,042	7	1,049	8	0.8%
Washington	959	11	970	14	1.5%
Levy	831	4	835	5	0.6%
Wakulla	821	6	827	5	0.6%
Unknown	242	570	812	0	0.0%
Madison	793	14	807	12	1.5%
Gulf	772	10	782	7	0.9%
Hamilton	648	5	653	4	0.6%
Dixie	642	1	643	4	0.6%
Bradford	618	0	618	4	0.6%
Holmes	561	11	572	4	0.7%
Calhoun	531	0	531	8	1.5%
Union	514	0	514	5	1.0%
Franklin	494	4	498	3	0.6%
Jefferson	474	7	481	5	1.1%
Glades	440	0	440	3	0.7%
Gilchrist	428	0	428	9	2.1%
Liberty	413	0	413	7	1.7%
Total	587,023	6,263	593,286	10,168	1.7%

COVID-19: characteristics of 587,023 Florida resident cases

Data through Aug 20, 2020 verified as of Aug 21, 2020 at 09:25 AM

Data in this report are provisional and subject to change.

The table below includes the cities and counties of residence for cases in Florida residents based on the patient's ZIP Code. Note that city is not always received as part of the initial notification and may be missing while the case is being investigated.

City and county	Cases
Miami, Dade	88,934
Orlando, Orange	25,640
Jacksonville, Duval	23,386
Hialeah, Dade	21,488
Tampa, Hillsborough	21,140
Fort Lauderdale, Broward	15,103
Hollywood, Broward	13,018
Homestead, Dade	10,101
West Palm Beach, Palm Beach	9,950
Kissimmee, Osceola	8,498
Naples, Collier	8,067
Pompano Beach, Broward	7,963
Saint Petersburg, Pinellas	7,839
Pensacola, Escambia	7,807
Fort Myers, Lee	7,197
Bradenton, Manatee	6,806
Ocala, Marion	6,174
Lake Worth, Palm Beach	5,509
Boca Raton, Palm Beach	5,477
Tallahassee, Leon	5,423
Lakeland, Polk	5,065
Sarasota, Sarasota	4,963
Miramar, Broward	4,347
Cape Coral, Lee	4,078
Gainesville, Alachua	3,879
Port Saint Lucie, St. Lucie	3,832
Clearwater, Pinellas	3,786
Miami Gardens, Dade	3,784
Boynton Beach, Palm Beach	3,592
Lehigh Acres, Lee	3,559
Miami Beach, Dade	3,524
Panama City, Bay	3,240
Winter Haven, Polk	3,120
Coral Springs, Broward	3,031
Lake City, Columbia	2,990
Delray Beach, Palm Beach	2,719
Sunrise, Broward	2,481
Davie, Broward	2,465
Milton, Santa Rosa	2,402
Fort Pierce, St. Lucie	2,374
Opa Locka, Dade	2,336
Brandon, Hillsborough	2,317
Riverview, Hillsborough	2,252
Doral, Dade	2,241
Plant City, Hillsborough	2,236
Immokalee, Collier	2,211
Missing, Broward	2,207
Apopka, Orange	2,174
Saint Augustine, St. Johns	2,170
Largo, Pinellas	2,026
Melbourne, Brevard	2,004
North Miami Beach, Dade	1,988
Live Oak, Suwannee	1,962
Stuart, Martin	1,932
Daytona Beach, Volusia	1,930
Vero Beach, Indian River	1,916
Plantation, Broward	1,894
Tamarac, Broward	1,885

COVID-19: characteristics of 587,023 Florida resident cases

Data through Aug 20, 2020 verified as of Aug 21, 2020 at 09:25 AM

Data in this report are provisional and subject to change.

The table below includes the cities and counties of residence for cases in Florida residents based on the patient's ZIP Code. Note that city is not always received as part of the initial notification and may be missing while the case is being investigated.

City and county	Cases
Sanford, Seminole	1,883
Deerfield Beach, Broward	1,878
Jupiter, Palm Beach	1,798
Saint Cloud, Osceola	1,732
New Port Richey, Pasco	1,710
Miami Lakes, Dade	1,709
Orange Park, Clay	1,686
Deltona, Volusia	1,621
Margate, Broward	1,542
Clermont, Lake	1,528
Weston, Broward	1,514
Coral Gables, Dade	1,510
Lake Worth Beach, Palm Beach	1,485
Palmetto, Manatee	1,479
Palm Bay, Brevard	1,428
Deland, Volusia	1,405
Fort Walton Beach, Okaloosa	1,379
North Lauderdale, Broward	1,356
Coconut Creek, Broward	1,334
Hallandale, Broward	1,297
Palm Beach Gardens, Palm Beach	1,286
Spring Hill, Hernando	1,282
Haines City, Polk	1,281
Altamonte Springs, Seminole	1,271
Arcadia, Desoto	1,267
Davenport, Polk	1,260
Winter Garden, Orange	1,257
Missing, Dade	1,245
Port Charlotte, Charlotte	1,242
Winter Park, Orange	1,223
Ocoee, Orange	1,198
Cutler Ridge, Dade	1,173
Oviedo, Seminole	1,169
Bonita Springs, Lee	1,154
Mayo, Lafayette	1,118
Okeechobee, Okeechobee	1,114
Royal Palm Beach, Palm Beach	1,108
North Miami, Dade	1,100
Quincy, Gadsden	1,079
Wellington, Palm Beach	1,070
Land O Lakes, Pasco	1,064
Palm Harbor, Pinellas	1,064
Oakland Park, Broward	1,054
Wesley Chapel, Pasco	1,050
Perry, Taylor	1,048
Clewiston, Hendry	1,003
Ruskin, Hillsborough	1,002
Pinellas Park, Pinellas	996
Valrico, Hillsborough	958
Punta Gorda, Charlotte	947
Lutz, Hillsborough	940
Indiantown, Martin	937
Pembroke Pines, Broward	926
Leesburg, Lake	914
Longwood, Seminole	914
Palm Coast, Flagler	906
Belle Glade, Palm Beach	895
Century, Escambia	894
Seminole, Pinellas	893

COVID-19: characteristics of 587,023 Florida resident cases

Data through Aug 20, 2020 verified as of Aug 21, 2020 at 09:25 AM

Data in this report are provisional and subject to change.

The table below includes the cities and counties of residence for cases in Florida residents based on the patient's ZIP Code. Note that city is not always received as part of the initial notification and may be missing while the case is being investigated.

City and county	Cases
Missing, Palm Beach	860
Florida City, Dade	845
Wimauma, Hillsborough	835
North Port, Sarasota	834
Palatka, Putnam	812
Brooksville, Hernando	810
Middleburg, Clay	788
Casselberry, Seminole	788
Crestview, Okaloosa	787
Ormond Beach, Volusia	782
Bartow, Polk	770
Lynn Haven, Bay	766
Key West, Monroe	765
Windermere, Orange	762
ChIPLEY, Washington	749
Cocoa, Brevard	748
Cantonment, Escambia	741
Kissimmee, Polk	740
Jacksonville Beach, Duval	732
Graceville, Jackson	732
Sebring, Highlands	728
Carol City, Dade	725
Auburndale, Polk	716
Crawfordville, Wakulla	685
Lake Mary, Seminole	671
Dade City, Pasco	669
Tavares, Lake	665
North Fort Myers, Lee	660
Zephyrhills, Pasco	659
Aventura, Dade	650
Hudson, Pasco	647
Gulf Breeze, Santa Rosa	642
Panama City Beach, Bay	638
Crossings, Dade	631
Sanderson, Baker	628
Port Orange, Volusia	621
Port Richey, Pasco	617
Lake Wales, Polk	614
Labelle, Hendry	612
Loxahatchee, Palm Beach	602
Venice, Sarasota	583
Tarpon Springs, Pinellas	583
Marianna, Jackson	573
Riviera Beach, Palm Beach	569
Winter Springs, Seminole	566
Mulberry, Polk	560
Seffner, Hillsborough	556
Cooper City, Broward	542
Maitland, Orange	537
Sarasota, Manatee	536
Navarre, Santa Rosa	531
Saint Johns, St. Johns	524
Orange City, Volusia	523
Avon Park, Highlands	522
Destin, Okaloosa	519
South Bay, Palm Beach	517
Ponte Vedra Beach, St. Johns	506
Holiday, Pasco	506
Merritt Island, Brevard	502

COVID-19: characteristics of 587,023 Florida resident cases

Data through Aug 20, 2020 verified as of Aug 21, 2020 at 09:25 AM

Data in this report are provisional and subject to change.

The table below includes the cities and counties of residence for cases in Florida residents based on the patient's ZIP Code. Note that city is not always received as part of the initial notification and may be missing while the case is being investigated.

City and county	Cases
Eustis, Lake	500
Santa Rosa Beach, Walton	489
Fernandina Beach, Nassau	488
Starke, Bradford	486
Defuniak Springs, Walton	481
Everglades National Park, Dade	477
Green Cove Springs, Clay	474
Missing, Collier	474
Dunedin, Pinellas	470
Wauchula, Hardee	470
Madison, Madison	468
Titusville, Brevard	466
The Villages, Sumter	466
Inverness, Citrus	461
Dania, Broward	460
Parrish, Manatee	449
Niceville, Okaloosa	447
Dover, Hillsborough	444
Wewahitchka, Gulf	442
Gibsonton, Hillsborough	436
Key Biscayne, Dade	435
Mount Dora, Lake	434
Jasper, Hamilton	433
Fleming Island, Clay	430
Havana, Gadsden	426
Pahokee, Palm Beach	425
New Smyrna Beach, Volusia	424
Groveland, Lake	424
Bonifay, Holmes	424
Monticello, Jefferson	422
Palm City, Martin	419
Rockledge, Brevard	419
Lantana, Palm Beach	417
Estero, Lee	411
Moore Haven, Glades	408
Parkland, Broward	404
Missing, Hillsborough	400
Lake Butler, Union	398
South Miami, Dade	397
Odessa, Hillsborough	391
Cross City, Dixie	387
Coconut Grove, Dade	384
Fellsmere, Indian River	382
El Portal, Dade	380
Missing, Duval	375
Pinecrest, Dade	373
Biscayne Park, Dade	370
Crescent City, Putnam	362
Lauderdale Lakes, Broward	356
Blountstown, Calhoun	352
Carrabelle, Franklin	349
Atlantic Beach, Duval	343
Bristol, Liberty	341
Missing, Orange	340
Pace, Santa Rosa	337
Debary, Volusia	337
Polk City, Polk	333
Oldsmar, Pinellas	333
Lauderhill, Broward	332

COVID-19: characteristics of 587,023 Florida resident cases

Data through Aug 20, 2020 verified as of Aug 21, 2020 at 09:25 AM

Data in this report are provisional and subject to change.

The table below includes the cities and counties of residence for cases in Florida residents based on the patient's ZIP Code. Note that city is not always received as part of the initial notification and may be missing while the case is being investigated.

City and county	Cases
Sun City Center, Hillsborough	330
Hobe Sound, Martin	329
Palm Springs, Palm Beach	326
Lithia, Hillsborough	323
North Palm Beach, Palm Beach	317
Wildwood, Sumter	314
South Miami Heights, Dade	310
Alachua, Alachua	308
Missing, Pasco	308
Summerfield, Marion	307
Coral, Dade	306
Frostproof, Polk	304
Apollo Beach, Hillsborough	303
Missing, St. Lucie	299
Missing, Santa Rosa	299
Macclenny, Baker	295
Missing, Polk	294
Belleview, Marion	286
Missing, St. Johns	285
Yulee, Nassau	279
Williston, Levy	276
Crystal River, Citrus	274
Ellenton, Manatee	272
Wilton Manors, Broward	271
Uleta, Dade	267
Safety Harbor, Pinellas	264
Lake Placid, Highlands	264
Sebastian, Indian River	263
Bushnell, Sumter	259
Missing, Hendry	258
Chattahoochee, Gadsden	257
Bowling Green, Hardee	257
Fort Meade, Polk	256
Ponte Vedra, St. Johns	256
Trenton, Gilchrist	253
Dunnellon, Marion	247
Callahan, Nassau	240
Homosassa, Citrus	239
Sneads, Jackson	236
Port Saint Joe, Gulf	232
Chiefland, Levy	227
Key Largo, Monroe	226
Lady Lake, Lake	225
Jensen Beach, Martin	224
Malone, Jackson	222
Kendall, Dade	222
Coleman, Sumter	219
Newberry, Alachua	218
Old Town, Dixie	216
Missing, Citrus	215
Mary Esther, Okaloosa	207
Palmetto Bay, Dade	202
Edgewater, Volusia	199
Missing, Marion	197
Mascotte, Lake	193
Shalimar, Okaloosa	192
Missing, Volusia	190
Missing, Hardee	189
Missing, Hernando	187

COVID-19: characteristics of 587,023 Florida resident cases

Data through Aug 20, 2020 verified as of Aug 21, 2020 at 09:25 AM

Data in this report are provisional and subject to change.

The table below includes the cities and counties of residence for cases in Florida residents based on the patient's ZIP Code. Note that city is not always received as part of the initial notification and may be missing while the case is being investigated.

City and county	Cases
Southwest Ranches, Broward	186
Missing, Madison	183
Missing, Osceola	183
Thonotosassa, Hillsborough	181
Freeport, Walton	181
Hilliard, Nassau	180
Lake Alfred, Polk	180
Missing, Brevard	178
Lecanto, Citrus	177
Marathon, Monroe	171
Beverly Hills, Citrus	171
Jacksonville, St. Johns	169
Minneola, Lake	166
Bronson, Levy	162
Missing, Highlands	160
Sweetwater, Dade	160
Missing, Monroe	160
West Melbourne, Brevard	156
Marco Island, Collier	155
Satellite Beach, Brevard	154
Spring Hill, Pasco	153
Olympia Heights, Dade	153
Citra, Marion	152
Myakka City, Manatee	151
Pierson, Volusia	150
Neptune Beach, Duval	150
Missing, Seminole	150
Cocoa Beach, Brevard	149
Missing, Desoto	148
Nokomis, Sarasota	143
Clearwater Beach, Pinellas	142
Fort White, Columbia	141
Sorrento, Lake	141
Midway, Gadsden	140
Fisher Island, Dade	140
Lake Park, Palm Beach	139
Missing, Martin	139
Jennings, Hamilton	134
Missing, Sarasota	132
Missing, Indian River	131
Missing, Pinellas	130
Englewood, Charlotte	130
Dunnellon, Citrus	128
Gulfport, Pinellas	128
Medley, Dade	127
Tavernier, Monroe	127
Bell, Gilchrist	124
De Leon Springs, Volusia	123
Umatilla, Lake	123
Miramar Beach, Walton	122
Missing, Unknown	122
Holly Hill, Volusia	121
Molino, Escambia	121
Fruitland Park, Lake	120
High Springs, Alachua	119
Missing, Nassau	118
Golden Beach, Dade	116
Keystone Heights, Clay	115
Jay, Santa Rosa	115

COVID-19: characteristics of 587,023 Florida resident cases

Data through Aug 20, 2020 verified as of Aug 21, 2020 at 09:25 AM

Data in this report are provisional and subject to change.

The table below includes the cities and counties of residence for cases in Florida residents based on the patient's ZIP Code. Note that city is not always received as part of the initial notification and may be missing while the case is being investigated.

City and county	Cases
Glen Saint Mary, Baker	114
Bunnell, Flagler	113
Kenneth City, Pinellas	113
Oakland, Orange	112
Palm Beach, Palm Beach	111
Hernando, Citrus	111
Indialantic, Brevard	110
Zolfo Springs, Hardee	109
Alva, Lee	109
Belle Isle, Orange	107
Cottondale, Jackson	105
Gretna, Gadsden	104
East Palatka, Putnam	104
Oxford, Sumter	103
Englewood, Sarasota	103
Branford, Suwannee	102
Silver Springs, Marion	100
Missing, Okaloosa	100
Missing, Lee	97
Missing, Gulf	95
Missing, Lake	95
Trinity, Pasco	94
Youngstown, Bay	94
Missing, Clay	93
Tequesta, Palm Beach	92
Flagler Beach, Flagler	90
Missing, Flagler	89
South Daytona, Volusia	89
Eagle Lake, Polk	89
Missing, Jackson	88
Montverde, Lake	88
Missing, Leon	88
Weeki Wachee, Hernando	87
Gotha, Orange	86
Haverhill, Palm Beach	85
Hawthorne, Alachua	84
Archer, Alachua	83
Missing, Wakulla	83
Ocklawaha, Marion	82
Greenwood, Jackson	82
Altha, Calhoun	81
Dundee, Polk	80
Missing, Washington	80
Chuluota, Seminole	80
Rotunda West, Charlotte	79
South Pasadena, Pinellas	79
O Brien, Suwannee	79
Interlachen, Putnam	79
Cape Canaveral, Brevard	78
Baker, Okaloosa	78
Mims, Brevard	78
White Springs, Hamilton	77
Fort Myers Beach, Lee	76
Missing, Levy	76
Geneva, Seminole	75
Webster, Sumter	74
Osprey, Sarasota	74
Satsuma, Putnam	74
Lake Panasoffkee, Sumter	73

COVID-19: characteristics of 587,023 Florida resident cases

Data through Aug 20, 2020 verified as of Aug 21, 2020 at 09:25 AM

Data in this report are provisional and subject to change.

The table below includes the cities and counties of residence for cases in Florida residents based on the patient's ZIP Code. Note that city is not always received as part of the initial notification and may be missing while the case is being investigated.

City and county	Cases
Vernon, Washington	73
Apalachicola, Franklin	72
Zellwood, Orange	72
Floral City, Citrus	72
Southport, Bay	72
Pomona Park, Putnam	71
Missing, Baker	70
Hastings, St. Johns	70
Raiford, Union	70
Missing, Manatee	68
Greenville, Madison	68
Missing, Gadsden	67
Melbourne Beach, Brevard	67
Ave Maria, Collier	67
Avon Park, Polk	66
Edgewood, Orange	65
Reddick, Marion	63
Missing, Escambia	63
Grand Island, Lake	62
Missing, Okeechobee	62
West Miami, Dade	62
Missing, Calhoun	61
Bay Harbor Islands, Dade	60
Missing, Sumter	59
Indian Rocks Beach, Pinellas	59
Mcdavid, Escambia	58
Lawtey, Bradford	58
Missing, Walton	58
Fountain, Bay	57
Indian Harbour Beach, Brevard	56
Lee, Madison	56
San Antonio, Pasco	55
Islamorada, Monroe	55
Grand Ridge, Jackson	54
Mangonia Park, Palm Beach	54
Mcalpin, Suwannee	51
Lakewood Ranch, Manatee	51
Eastpoint, Franklin	50
Morrison, Levy	50
Wellborn, Suwannee	50
Melrose, Putnam	50
Surfside, Dade	50
Greenacres, Palm Beach	49
Hiawassee, Orange	49
Stock Island, Monroe	49
Bal Harbour, Dade	49
Seville, Volusia	49
Alford, Jackson	49
Atlantis, Palm Beach	48
Viera, Brevard	48
Elkton, St. Johns	48
Missing, Gilchrist	47
Missing, Holmes	46
Anthony, Marion	46
Astatula, Lake	45
Westville, Holmes	45
Weirsdale, Marion	44
Azalea Park, Orange	44
Missing, Taylor	44

COVID-19: characteristics of 587,023 Florida resident cases

Data through Aug 20, 2020 verified as of Aug 21, 2020 at 09:25 AM

Data in this report are provisional and subject to change.

The table below includes the cities and counties of residence for cases in Florida residents based on the patient's ZIP Code. Note that city is not always received as part of the initial notification and may be missing while the case is being investigated.

City and county	Cases
Poinciana, Polk	44
Florida State University, Leon	44
Center Hill, Sumter	43
Bokeelia, Lee	42
Ponce De Leon, Holmes	42
Lake Hamilton, Polk	42
Citrus Springs, Citrus	42
Caryville, Washington	42
Sanibel, Lee	41
Valparaiso, Okaloosa	41
Micanopy, Alachua	40
Missing, Suwannee	40
Celebration, Osceola	40
Christmas, Orange	39
Babson Park, Polk	39
Missing, Bradford	39
Missing, Bay	37
Bryceville, Nassau	37
Howey-In-The-Hills, Lake	37
Inlet Beach, Walton	37
Lake Helen, Volusia	37
Steinhatchee, Taylor	37
Laurel Hill, Okaloosa	36
Malabar, Brevard	36
Juno Beach, Palm Beach	36
Hosford, Liberty	35
Summerland Key, Monroe	35
Cloud Lake, Palm Beach	35
Welaka, Putnam	35
Lauderdale By The Sea, Broward	34
Missing, Liberty	34
Belleair, Pinellas	34
Cutler Bay, Dade	34
Hallandale Beach, Broward	33
Missing, Jefferson	33
Canal Point, Palm Beach	32
Princeton, Dade	32
San Mateo, Putnam	32
Osteen, Volusia	32
Fern Park, Seminole	32
Big Pine Key, Monroe	31
Singer Island, Palm Beach	31
Lady Lake, Sumter	31
Madeira Beach, Pinellas	31
Fort Mccoy, Marion	30
Eglin Air Force Base, Okaloosa	30
Sumterville, Sumter	30
Hypoluxo, Palm Beach	29
Greensboro, Gadsden	29
Felda, Hendry	28
Destin, Walton	28
Bradenton Beach, Manatee	27
Saint James City, Lee	27
Yalaha, Lake	27
The Villages, Lake	26
Missing, Dixie	26
Holt, Okaloosa	26
Naranja, Dade	26
Lockhart, Orange	26

COVID-19: characteristics of 587,023 Florida resident cases

Data through Aug 20, 2020 verified as of Aug 21, 2020 at 09:25 AM

Data in this report are provisional and subject to change.

The table below includes the cities and counties of residence for cases in Florida residents based on the patient's ZIP Code. Note that city is not always received as part of the initial notification and may be missing while the case is being investigated.

City and county	Cases
Missing, Charlotte	25
Patrick Air Force Base, Brevard	25
Paisley, Lake	25
Astor, Lake	25
Panacea, Wakulla	24
Oak Hill, Volusia	24
Belleair Beach, Pinellas	24
Ochopee, Collier	24
Flemington, Marion	24
Jupiter, Martin	23
Air Mail Facility, Dade	23
Missing, Union	23
Clarksville, Calhoun	23
Unknown, Orange	23
Sunny Isles Beach, Dade	23
Altoona, Lake	23
Odessa, Pasco	22
Campbellton, Jackson	22
Grant-Valkaria, Brevard	22
Florida Dept Of Corrections, Union	22
Sopchoppy, Wakulla	22
Bay Lake, Orange	22
Longboat Key, Manatee	21
Kindred, Osceola	21
Brooker, Bradford	20
Ponce Inlet, Volusia	20
Fruit Cove, St. Johns	20
Florahome, Putnam	19
Lamont, Jefferson	19
Callaway, Bay	19
Temple Terrace, Hillsborough	19
Waldo, Alachua	19
Inglis, Levy	19
Baldwin, Duval	19
Village Of Wellington, Palm Beach	19
Missing, Franklin	19
Crystal Beach, Pinellas	19
Georgetown, Putnam	18
Holmes Beach, Manatee	18
Centerville, Leon	18
Placida, Charlotte	18
Pinetta, Madison	18
Tice, Lee	18
Hialeah Gardens, Dade	18
Dinsmore, Duval	18
Miami Springs, Dade	18
West Panama City Beach, Bay	18
Alafaya, Orange	18
Kissimmee, Orange	18
Tierra Verde, Pinellas	17
Highland Beach, Palm Beach	17
Matlacha, Lee	17
Ona, Hardee	17
Bascom, Jackson	17
Missing, Lafayette	17
Eatonville, Orange	16
Waverly, Polk	16
Okahumpka, Lake	16
Palm Beach Shores, Palm Beach	16

COVID-19: characteristics of 587,023 Florida resident cases

Data through Aug 20, 2020 verified as of Aug 21, 2020 at 09:25 AM

Data in this report are provisional and subject to change.

The table below includes the cities and counties of residence for cases in Florida residents based on the patient's ZIP Code. Note that city is not always received as part of the initial notification and may be missing while the case is being investigated.

City and county	Cases
Manalapan, Palm Beach	16
North Bay Village, Dade	15
Walnut Hill, Escambia	15
Fort Denaud, Hendry	14
Hollister, Putnam	14
Terra Ceia, Manatee	14
Miami Shores, Dade	14
Winter Park, Seminole	14
Carrollwood, Hillsborough	14
Bay Pines, Pinellas	13
Lighthouse Point, Broward	13
Santa Fe, Alachua	13
Balm, Hillsborough	13
Eaton Park, Polk	13
Village Of Palmetto Bay, Dade	13
West Park, Broward	13
Dania Beach, Broward	13
Nocatee, Desoto	12
Harmony, Osceola	12
Goulds, Dade	12
Miami, Unknown	12
Missing, Glades	12
Palm Shores, Brevard	12
Barefoot Bay, Brevard	12
Saint Pete Beach, Pinellas	12
Hampton, Bradford	12
Pensacola Beach, Santa Rosa	11
Sebastian, Brevard	11
Sydney, Hillsborough	11
Tyndall Air Force Base, Bay	11
Mexico Beach, Bay	11
Bellview, Escambia	11
North Redington Beach, Pinellas	11
Intercession City, Osceola	11
Kinard, Calhoun	11
Tioga, Alachua	11
Sun City, Hillsborough	11
Ocean Ridge, Palm Beach	11
Heathrow, Seminole	10
Lake Suzy, Desoto	10
Bayonet Point, Pasco	10
Treasure Island, Pinellas	10
Orange Lake, Marion	10
Palmdale, Glades	10
Unknown, Dade	10
Labelle, Glades	10
Kathleen, Polk	9
Bagdad, Santa Rosa	9
La Crosse, Alachua	9
Homosassa Springs, Citrus	9
Key Colony Beach, Monroe	9
Highland City, Polk	9
Dowling Park, Suwannee	9
University Of Miami, Dade	9
Lorida, Highlands	9
Missing, Alachua	9
Cedar Key, Levy	8
Lacoochee, Pasco	8
Enterprise, Volusia	8

COVID-19: characteristics of 587,023 Florida resident cases

Data through Aug 20, 2020 verified as of Aug 21, 2020 at 09:25 AM

Data in this report are provisional and subject to change.

The table below includes the cities and counties of residence for cases in Florida residents based on the patient's ZIP Code. Note that city is not always received as part of the initial notification and may be missing while the case is being investigated.

City and county	Cases
Hernando Beach, Hernando	8
Wabasso, Indian River	8
Branford, Lafayette	8
Bradley, Polk	8
Paxton, Walton	8
Reunion, Osceola	8
Plymouth, Orange	7
Long Key, Monroe	7
Lutz, Pasco	7
Tangerine, Orange	7
Aloma, Orange	7
Gonzalez, Escambia	7
Lehigh, Lee	7
Eloise, Polk	7
Buena Ventura Lakes, Osceola	7
Kenansville, Osceola	7
Missing, Putnam	7
Venus, Highlands	7
Wahneta, Polk	7
Pasadena, Pinellas	6
Goodland, Collier	6
Altamonte Springs, Orange	6
Perdido Key, Escambia	6
Tallevast, Manatee	6
Steinhatchee, Dixie	6
Psl, Unknown	6
Indian Creek Village, Dade	6
North Venice, Sarasota	6
Jacksonville, Unknown	6
Quail Heights, Dade	6
Maitland, Seminole	6
Sparr, Marion	6
Palma Sola, Manatee	6
Lake City, Suwannee	6
Long Boat Key, Manatee	5
Missing, Columbia	5
Ebro, Washington	5
Penney Farms, Clay	5
Woodville, Leon	5
Yankeetown, Levy	5
Ponce De Leon, Walton	5
Hialeah, Unknown	5
Homeland, Polk	5
Horseshoe Beach, Dixie	5
Crystal Springs, Pasco	5
Saint Lucie West, St. Lucie	5
Ferndale, Lake	5
Hallandale Beach, Broward	5
Boca Grande, Lee	5
Parker, Bay	5
Mango, Hillsborough	5
Shady Grove, Taylor	5
Rubonia, Manatee	5
Indian Lake Estates, Polk	5
Poinciana, Osceola	5
South Palm Beach, Palm Beach	5
Nichols, Polk	5
Mcintosh, Marion	5
Perrine, Dade	5

COVID-19: characteristics of 587,023 Florida resident cases

Data through Aug 20, 2020 verified as of Aug 21, 2020 at 09:25 AM

Data in this report are provisional and subject to change.

The table below includes the cities and counties of residence for cases in Florida residents based on the patient's ZIP Code. Note that city is not always received as part of the initial notification and may be missing while the case is being investigated.

City and county	Cases
West Delray Beach, Palm Beach	5
Orlando, Osceola	4
Nobleton, Hernando	4
Northdale, Hillsborough	4
Leisure City, Dade	4
Celebration, Orange	4
Durant, Hillsborough	4
Oneco, Manatee	4
New Smyrna, Volusia	4
Hollywood, Unknown	4
Gulf Stream, Palm Beach	4
City Of Sunrise, Broward	4
Ybor City, Hillsborough	4
Maxville, Duval	4
Lulu, Columbia	4
Ft Pierce, St. Lucie	4
Gulf Breeze, Escambia	4
Gulf Hammock, Levy	4
Saint Marks, Wakulla	4
Sewalls Point, Martin	4
Mayport, Duval	4
Pembroke Park, Broward	4
Buckingham, Lee	4
Fort Lauderdale, Unknown	4
Little Torch Key, Monroe	4
Laud-By-The-Sea, Broward	4
Lake Como, Putnam	4
Lowell, Marion	4
Ridge Manor, Pasco	4
Siesta Key, Sarasota	4
Micco, Brevard	4
Cudjoe Key, Monroe	4
Missing, Hamilton	4
Trilby, Pasco	4
Murdock, Charlotte	4
Bonifay, Washington	4
Davenport, Osceola	4
Loughman, Polk	4
Fort Ogden, Desoto	3
Green Acres, Palm Beach	3
Alturas, Polk	3
Champions Gate, Polk	3
Forest City, Orange	3
Saint George Island, Franklin	3
Telogia, Liberty	3
Port Salerno, Martin	3
Cottdale, Washington	3
Duette, Manatee	3
East Lake, Marion	3
Bayshore Gardens, Manatee	3
Anna Maria, Manatee	3
Hurlburt Field, Okaloosa	3
Everglades City, Collier	3
Orlando, Unknown	3
University Park, Manatee	3
Lynbrook, Broward	3
Lake Monroe, Seminole	3
Indian Shores, Pinellas	3
Hawthorne, Putnam	3

COVID-19: characteristics of 587,023 Florida resident cases

Data through Aug 20, 2020 verified as of Aug 21, 2020 at 09:25 AM

Data in this report are provisional and subject to change.

The table below includes the cities and counties of residence for cases in Florida residents based on the patient's ZIP Code. Note that city is not always received as part of the initial notification and may be missing while the case is being investigated.

City and county	Cases
Captiva, Lee	3
Belleair Bluffs, Pinellas	3
Apopka, Seminole	3
Candler, Marion	3
Cortez, Manatee	3
Graceville, Holmes	3
Pine Hills, Orange	3
Lakeshore, Polk	3
Miami Gardens, Unknown	3
Clarcona, Orange	3
Sugarloaf, Monroe	3
Pine Castle, Orange	3
Ozona, Pinellas	3
Evinston, Alachua	3
Fanning Springs, Gilchrist	3
Elfers, Pasco	3
Fpo, Duval	3
Braden River, Manatee	3
Cinco Bayou, Okaloosa	3
Indian River Shores, Indian River	3
International Service Center, Dade	3
Mayport Naval Housing, Duval	3
Miami, Broward	3
Mount Plymouth, Lake	3
Miromar Lakes, Lee	3
Vernon, Bay	3
Virginia Gardens, Dade	3
Westchase, Hillsborough	3
Florida International University, Dade	3
El Jobean, Charlotte	3
Lauderhill, Unknown	3
Point Washington, Walton	3
Port Saint John, Brevard	3
Saint Leo, Pasco	3
University Of Central Florida, Orange	3
West Palm Beach, Unknown	3
Sand Lake, Orange	2
Roseland, Indian River	2
Mount Dora, Orange	2
Lake Butler, Bradford	2
Jonesville, Alachua	2
Miami, Martin	2
Miramar, Unknown	2
Fort Lauderdale, Dade	2
Basinger, Okeechobee	2
Dade City, Hernando	2
At Large, Broward	2
Wakulla Springs, Wakulla	2
Union Park, Orange	2
Suwannee, Dixie	2
Samoset, Manatee	2
Palma Ceia, Hillsborough	2
Orange Springs, Marion	2
Oakland Park, Unknown	2
Holder, Citrus	2
Nalcrest, Polk	2
Rocky Point, Hillsborough	2
Venice, Manatee	2
Unknown, Seminole	2

COVID-19: characteristics of 587,023 Florida resident cases

Data through Aug 20, 2020 verified as of Aug 21, 2020 at 09:25 AM

Data in this report are provisional and subject to change.

The table below includes the cities and counties of residence for cases in Florida residents based on the patient's ZIP Code. Note that city is not always received as part of the initial notification and may be missing while the case is being investigated.

City and county	Cases
Unknown, Volusia	2
White Springs, Columbia	2
Cypress, Jackson	2
Deerfield Beach, Unknown	2
Glenwood, Volusia	2
Lamont, Taylor	2
Miccosukee, Leon	2
Milligan, Okaloosa	2
Homeless, Pinellas	2
Miramar, Dade	2
Mesa, Unknown	2
Longboat Key, Sarasota	2
Ormond Beach, Flagler	2
San Carlos Park, Lee	2
Shady Hills, Pasco	2
Pompano Beach, Unknown	2
Sorrento, Orange	2
University Of Tampa, Hillsborough	2
Jacksonville Naval Hospital, Duval	2
Earleton, Alachua	2
Bayou George, Bay	2
Clewiston, Palm Beach	2
Oklawaha, Marion	2
Orlando, Seminole	2
Laurel, Sarasota	2
Sunny Hills, Washington	2
Switzerland, St. Johns	2
Tampa, Pinellas	2
White City, Gulf	2
Unknown, Palm Beach	2
Watersound, Walton	2
University Of FI, Alachua	2
Grandin, Putnam	2
Hollywood, Dade	2
Inlet Beach, Bay	2
Jacksonville, Clay	2
Doctors Inlet, Clay	2
Archer, Levy	2
Hallandale Beach, Unknown	2
Fairfield, Marion	2
Jensen Beach, St. Lucie	2
Loxahatchee Groves, Palm Beach	2
The Villages, Marion	2
Valkaria, Brevard	2
West Bradenton, Manatee	2
River Ranch, Polk	2
Ramrod Key, Monroe	2
Trenton, Levy	2
Port Saint Lucie, Martin	2
Ponte Vedra, Duval	2
Port Charlotte, Unknown	2
Grove City, Charlotte	2
Fort Charlotte, Charlotte	2
Gibsonia, Polk	2
Destin, Unknown	2
Daytona Beach Shores, Volusia	2
Redington Beach, Pinellas	2
Redington Shores, Pinellas	2
Town N Country, Hillsborough	2

COVID-19: characteristics of 587,023 Florida resident cases

Data through Aug 20, 2020 verified as of Aug 21, 2020 at 09:25 AM

Data in this report are provisional and subject to change.

The table below includes the cities and counties of residence for cases in Florida residents based on the patient's ZIP Code. Note that city is not always received as part of the initial notification and may be missing while the case is being investigated.

City and county	Cases
Margate, Unknown	2
Madison, Unknown	2
Lealman, Pinellas	2
Wewahitchka, Calhoun	2
Scottsmoor, Brevard	2
Westlake, Palm Beach	2
Orlando, Brevard	2
Goldenrod, Seminole	2
Chokoloskee, Collier	2
Lake Harbor, Palm Beach	2
Lanark Village, Franklin	1
Green, Clay	1
Hialeah, Unknown	1
Holt, Unknown	1
Jacksonville, Palm Beach	1
Miami Granders, Dade	1
Los Angeles, Polk	1
Casselberry, Orange	1
Crestview, Dade	1
Dania, Unknown	1
Darien, Pasco	1
Bostwick, Putnam	1
Brewton, Escambia	1
Bartow, Unknown	1
Boca Roton, Unknown	1
Caryville, Holmes	1
Cassadaga, Volusia	1
Grand Island, Unknown	1
Fort Myers, Seminole	1
Fwb, Unknown	1
Gastonia, Polk	1
Deltona , Volusia	1
Opa Locka, Unknown	1
Orange, Orange	1
Saint Petersburg, Dade	1
San Pedro Sula, Dade	1
Rosemary Beach, Bay	1
Saint Cloud, Orange	1
Port Charlotte Fl, Unknown	1
Palm Coast, Orange	1
Wimauma, Manatee	1
Sea Ranch Lakes, Broward	1
Seminole, Orange	1
Tampa, Dade	1
Wausau, Washington	1
Winterpark, Unknown	1
Longwood, Orange	1
Live Oak, Columbia	1
Mc Dade, Broward	1
Miamt, Dade	1
Mid Florida, Seminole	1
Ocala, Unknown	1
Ocean Breeze, Martin	1
N/A, Duval	1
Tampa, Orange	1
University Of Central Fl, Orange	1
Unknown Out Of Area, Duval	1
Valrico, Orange	1
South Fort Myers, Lee	1

COVID-19: characteristics of 587,023 Florida resident cases

Data through Aug 20, 2020 verified as of Aug 21, 2020 at 09:25 AM

Data in this report are provisional and subject to change.

The table below includes the cities and counties of residence for cases in Florida residents based on the patient's ZIP Code. Note that city is not always received as part of the initial notification and may be missing while the case is being investigated.

City and county	Cases
Orlando, Orange	1
Palm City, Unknown	1
Deer Island, Lake	1
Eustis, Unknown	1
Everett, Dade	1
Apopka, Unknown	1
Alligator Point, Wakulla	1
Amelia City, Nassau	1
Bonita Springs, Collier	1
Greenacres, Unknown	1
Florida Power & Light Co, Dade	1
Fortlauderdale, Unknown	1
Ft Pierce, Unknown	1
Garland, Orange	1
Homeless, Dade	1
Hallandate Ben, Unknown	1
Jacksonville, Dade	1
Port Everglades, Broward	1
Palm City, St. Lucie	1
Orlando, Lake	1
Middlesburg, Duval	1
Newark, Broward	1
Niceville, Walton	1
Mount Pleasant, Gadsden	1
Tallahassee, Unknown	1
South Miami, Unknown	1
Saint Augusaintine Beach, St. Johns	1
Seven Springs, Pasco	1
West Villages, Sarasota	1
Wintergarden, Orange	1
Washington, Unknown	1
Unknown, Broward	1
Unkown, Seminole	1
Upper Key Largo, Monroe	1
Miami, Palm Beach	1
Lake Geneva, Clay	1
Jupiter, Duval	1
Jacksonville Beach, Collier	1
Immokalee, Lee	1
Davenport, Orange	1
Harrison, Pinellas	1
Fort Pierce, Unknown	1
Boca Raton, Orange	1
Brooksville, Pasco	1
Dade City, Hillsborough	1
Celeste, Broward	1
Clermont, Orange	1
Clermont, Polk	1
Beverly Beach, Flagler	1
Aollywoss, Dade	1
At Larged, Broward	1
Hispanic, St. Lucie	1
Kissimmee, Brevard	1
Gainsville, Alachua	1
Fort Pierce, Martin	1
99, Unknown	1
Florence Villa, Polk	1
Fl, Dade	1
Estero, Collier	1

COVID-19: characteristics of 587,023 Florida resident cases

Data through Aug 20, 2020 verified as of Aug 21, 2020 at 09:25 AM

Data in this report are provisional and subject to change.

The table below includes the cities and counties of residence for cases in Florida residents based on the patient's ZIP Code. Note that city is not always received as part of the initial notification and may be missing while the case is being investigated.

City and county	Cases
Fellsmele, Brevard	1
Unknown, Columbia	1
Wesley Chapel, Alachua	1
Worthington Springs, Union	1
Weston, Dade	1
South Daytona Beach, Volusia	1
Tarpon Springs, Pasco	1
Tewksbury, Orange	1
Tampa Palms, Hillsborough	1
San Antonio, Unknown	1
Miamf, Dade	1
Riverview, Unknown	1
Olustee, Baker	1
Opalocka, Dade	1
Pine Ridge, Citrus	1
Okeechobee, St. Lucie	1
Champions Gate, Osceola	1
Brentwood, Citrus	1
Cape Haze, Charlotte	1
Davie, Unknown	1
Babcock Ranch, Charlotte	1
Alva, Escambia	1
Branford, Gilchrist	1
Duck Key, Monroe	1
F M, Lee	1
Interlachen, Duval	1
Jacksonville Naval Air Station, Duval	1
Jacksonville, Nassau	1
Homossa, Orange	1
Hosford, Calhoun	1
Hialeahgardens, Dade	1
Unk, Alachua	1
Unknown Out Of Area, St. Lucie	1
Unknown, Charlotte	1
Watersound, Bay	1
Sunrtise, Dade	1
Unknown, Unknown	1
Punta Gorda, Unknown	1
Sharpes, Brevard	1
Sanford, Orange	1
Panama City, Unknown	1
Perth Amboy, Hillsborough	1
Oldsrav, Manatee	1
Monroe, Hillsborough	1
Morrison, Marion	1
North Fort Myers, Charlotte	1
North Laud, Unknown	1
Lucedale, St. Lucie	1
Wtixrat, Dade	1
Yeehaw, Okeechobee	1
Hutchinson Island, St. Lucie	1
Jacksonville, Orange	1
Lakeland, Unknown	1
Layton, Monroe	1
Los Angeles, Dade	1
Mckinney, Broward	1
Miamc, Dade	1
Hallandale, Unknown	1
Homeless, Hillsborough	1

COVID-19: characteristics of 587,023 Florida resident cases

Data through Aug 20, 2020 verified as of Aug 21, 2020 at 09:25 AM

Data in this report are provisional and subject to change.

The table below includes the cities and counties of residence for cases in Florida residents based on the patient's ZIP Code. Note that city is not always received as part of the initial notification and may be missing while the case is being investigated.

City and county	Cases
Hoclywsod, Dade	1
Deerfield, Broward	1
Coconut Ck, Unknown	1
Carl Fisher, Dade	1
Apollo Beach, Manatee	1
Alpharetta, Broward	1
Westville, Walton	1
Tamarac, Dade	1
Rosemary Beach, Walton	1
Saint Johns, Duval	1
Salt Springs, Marion	1
Pass-A-Grille Beach, Pinellas	1
Pensacola Beach, Escambia	1
Pensacola, Unknown	1
Northport, Sarasota	1
Other, Dade	1
Orl, Osceola	1
Lauderdale Lakes, Unknown	1
Island Grove, Alachua	1
Jupiter Inlet, Palm Beach	1
Miamksaohes, Dade	1
Metter, Manatee	1
Mexico Beach, Gulf	1
Miami Dade, Unknown	1
Indian Rock Beach, Pinellas	1
Hillsboro Beach, Broward	1
Greenville, Taylor	1
Cross Key, Monroe	1
Cypress Gardens, Polk	1
Babcock Ranch, Lee	1
Graham, Bradford	1
Fellsmere, Brevard	1
Fernandina, Nassau	1
North Lauderdale, Unknown	1
North Miami, Palm Beach	1
North Port, Manatee	1
Orlando, Manatee	1
Okeechobee, Martin	1
Okeechobi, Unknown	1
San Fernando, Unknown	1
Salem, Taylor	1
Sarasota, Unknown	1
Seacrest, Walton	1
Pooler, Broward	1
Panomo City, Bay	1
Pensacola, Dade	1
Syracuse, Unknown	1
Sunrise, Unknown	1
St Cloud, Orange	1
Twentynine Palms, Broward	1
Unknown, Manatee	1
Xifamk, Dade	1
Windermere, Unknown	1
Austin, Dade	1
Boys Ranch, Suwannee	1
Clearwater, Hillsborough	1
Apo, Collier	1
Arcadia, Unknown	1
Astor, Volusia	1

COVID-19: characteristics of 587,023 Florida resident cases

Data through Aug 20, 2020 verified as of Aug 21, 2020 at 09:25 AM

Data in this report are provisional and subject to change.

The table below includes the cities and counties of residence for cases in Florida residents based on the patient's ZIP Code. Note that city is not always received as part of the initial notification and may be missing while the case is being investigated.

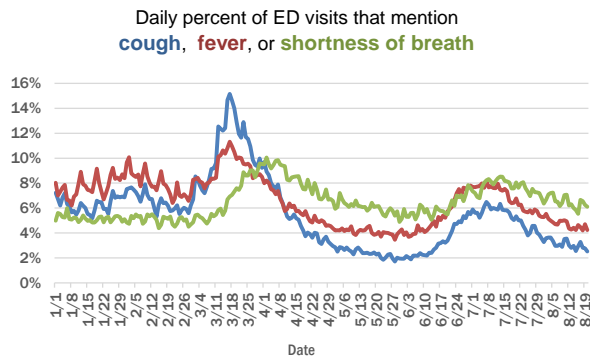
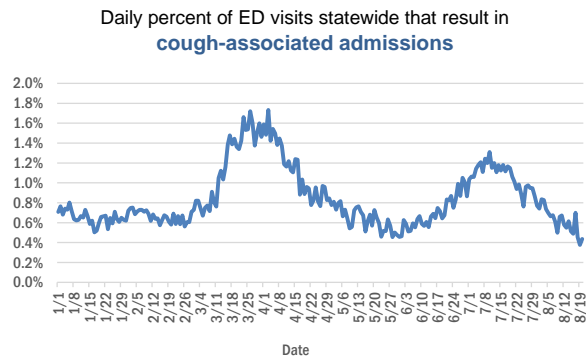
City and county	Cases
Big Torch Key, Monroe	1
Bonifay, Unknown	1
East Rockland Key, Monroe	1
Franklin, Orange	1
Marathon Shores, Monroe	1
Mayport Naval Station, Duval	1
Litchfield Park, Unknown	1
Laurel Hill, Walton	1
Jena, Taylor	1
Lake Worth, Unknown	1
Haines City, Orange	1
New Port Richey, Hillsborough	1
Okeechobee, Highlands	1
Okeechobee, Unknown	1
Orange Park, Duval	1
Seacrest, Bay	1
Stiamk, Dade	1
Sugarloaf Key, Monroe	1
Port St Luice, Unknown	1
Rices Landing, Dade	1
Pensacola Naval Hospital, Escambia	1
Tavares, Unknown	1
Unknown, Duval	1
West Hollywood, Broward	1
Weston, Unknown	1
Winter Springs, Orange	1
Total	587,023

COVID-19: additional surveillance information

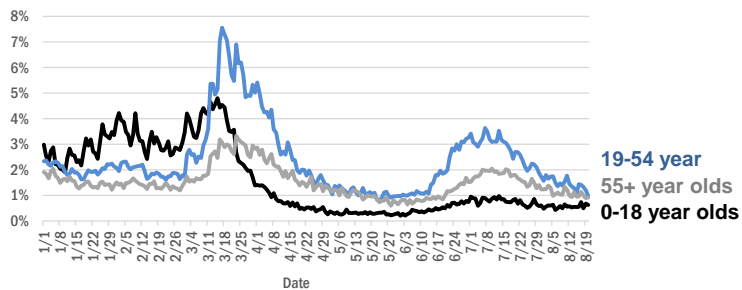
Data through Aug 20, 2020 verified as of Aug 21, 2020 at 09:25 AM

Data in this report are provisional and subject to change.

Statewide emergency department (ED) chief complaint and admission data



Daily percent of ED visits statewide that mention cough by age group



The Electronic Surveillance System for the Early Notification of Community-Based Epidemics (ESSENCE-FL) includes chief complaint data from 211 of 212 Florida EDs. Data are transmitted electronically to ESSENCE-FL daily or hourly.

COVID-19: All Florida residents with test results reported

Data through Aug 20, 2020 verified as of Aug 21, 2020 at 09:25 AM

Data in this report are provisional and subject to change.

The table below includes persons with laboratory results that the Department of Health has received electronically or by mail/fax for Florida residents.

County	Awaiting testing	Inconclusive	Negative	Positive	Percent positive	Total tested
Dade	449	1,923	616,717	149,337	19%	767,977
Broward	128	857	407,407	67,991	14%	476,255
Palm Beach	266	600	262,781	39,773	13%	303,154
Hillsborough	210	526	227,541	35,147	13%	263,214
Orange	433	290	258,417	33,905	12%	292,612
Duval	209	214	200,074	25,051	11%	225,339
Pinellas	13	143	165,906	19,104	10%	185,153
Lee	34	66	105,137	17,514	14%	122,717
Polk	65	107	91,414	15,961	15%	107,482
Collier	182	73	55,901	11,013	16%	66,987
Osceola	163	127	58,800	10,534	15%	69,461
Manatee	15	75	81,058	9,949	11%	91,082
Escambia	4	55	64,970	9,731	13%	74,756
Volusia	82	113	71,075	8,699	11%	79,887
Marion	28	110	50,300	7,793	13%	58,203
Seminole	55	64	64,835	7,644	11%	72,543
Pasco	132	56	65,733	7,604	10%	73,393
Sarasota	14	54	72,635	6,848	9%	79,537
Brevard	14	57	82,491	6,776	8%	89,324
St. Lucie	270	50	40,554	6,522	14%	47,126
Lake	185	88	64,764	5,912	8%	70,764
Leon	17	115	59,463	5,580	9%	65,158
Bay	15	57	24,095	4,979	17%	29,131
Alachua	14	31	73,201	4,805	6%	78,037
Santa Rosa	23	39	26,456	4,346	14%	30,841
St. Johns	52	30	40,149	4,051	9%	44,230
Martin	51	38	23,113	4,017	15%	27,168
Okaloosa	47	45	27,277	3,850	12%	31,172
Clay	21	20	33,657	3,597	10%	37,274
Columbia	4	55	11,372	3,144	22%	14,571
Indian River	48	14	26,364	2,705	9%	29,083
Charlotte	9	33	25,704	2,456	9%	28,193
Hernando	5	14	18,623	2,380	11%	21,017
Suwannee	2	48	7,268	2,300	24%	9,616
Jackson	7	13	11,951	2,182	15%	14,146
Gadsden	7	42	11,832	2,103	15%	13,977
Hendry		19	7,022	1,915	21%	8,956
Citrus	36	9	18,523	1,903	9%	20,435
Highlands	10	10	15,697	1,691	10%	17,398
Putnam	2	12	12,419	1,687	12%	14,118
Sumter	26	21	17,867	1,671	9%	19,559
Monroe	58	13	13,601	1,656	11%	15,270
Desoto	6	7	8,555	1,440	14%	10,002
Walton		36	8,992	1,419	14%	10,447
Nassau	32	18	14,648	1,345	8%	16,011
Flagler	7	17	15,133	1,201	7%	16,351
Okeechobee	2	14	8,168	1,179	13%	9,361

COVID-19: All Florida residents with test results reported

Data through Aug 20, 2020 verified as of Aug 21, 2020 at 09:25 AM

Data in this report are provisional and subject to change.

The table below includes persons with laboratory results that the Department of Health has received electronically or by mail/fax for Florida residents.

County	Awaiting testing	Inconclusive	Negative	Positive	Percent positive	Total tested
Lafayette	3	12	1,289	1,143	47%	2,444
Taylor	10	29	4,422	1,139	20%	5,590
Baker	29	25	5,299	1,108	17%	6,432
Hardee	5	9	5,571	1,042	16%	6,622
Washington	12	21	5,504	959	15%	6,484
Levy	2	9	6,017	831	12%	6,857
Wakulla	3	35	7,494	821	10%	8,350
Madison	2	11	4,526	793	15%	5,330
Gulf	2	5	4,415	772	15%	5,192
Hamilton	1	2	4,446	648	13%	5,096
Dixie	1	12	3,849	642	14%	4,503
Bradford	2	22	4,430	618	12%	5,070
Holmes	4	7	3,884	561	13%	4,452
Calhoun	1	10	3,740	531	12%	4,281
Union		18	7,929	514	6%	8,461
Franklin	2	5	3,788	494	12%	4,287
Jefferson		15	2,722	474	15%	3,211
Glades		1	784	440	36%	1,225
Gilchrist	2	8	3,524	428	11%	3,960
Liberty			2,787	413	13%	3,200
Unknown	1	36	5,335	242	4%	5,613
Total	3,534	6,710	3,761,415	587,023	13%	4,355,148

COVID-19: testing by laboratory

Data through Aug 20, 2020 verified as of Aug 21, 2020 at 09:25 AM

Data in this report are provisional and subject to change.

The numbers in the table below represent the number of Florida and non-Florida residents for whom test results were received by the Department of Health. A person can be tested by more than one laboratory and can have both positive and negative results. **Therefore, the sum of the numbers in each column will be larger than the total number of people tested.**

Reporting lab	Inconclusive	Negative	Positive	Percent positive	Total
LABORATORY CORPORATION OF AMERICA	1,222	752,777	106,595	12%	860,594
QUEST DIAGNOSTICS - TAMPA	6,073	705,206	102,990	13%	814,269
BIO REFERENCE LABORATORIES, INC	6,378	498,292	99,264	16%	603,934
GENETWORX	662	390,625	32,861	8%	424,148
CURATIVE_LABS	3,967	246,133	26,149	9%	276,249
REALTOX LABS LLC	2,777	226,350	40,330	15%	269,457
NORTHWEST LABORATORY	231	117,020	6,128	5%	123,379
ADVENT HEALTH LAB	112	101,302	14,109	12%	115,523
MEDICAL DIAGNOSTIC LABORATORIES	824	85,457	12,201	12%	98,482
ELABNETWORK	824	88,384	8,040	8%	97,248
KORVALABS, INC	1,086	85,993	4,306	5%	91,385
MAKO GENOMICS	3,900	62,252	11,757	15%	77,909
BIOCOLLECTIONS WORLDWIDE, INC	372	61,168	9,880	14%	71,420
MAYO CLINIC LABORATORIES	155	64,074	6,825	10%	71,054
MEMORIAL REGIONAL HOSPITAL SOUTH	20	50,697	12,958	20%	63,675
QUEST DIAGNOSTICS NICHOLS INSTITUTE, INC.	265	54,990	7,454	12%	62,709
BAYCARE LABORATORIES LLC	324	55,152	5,624	9%	61,100
BPHL-JACKSONVILLE	14	48,437	9,058	16%	57,509
SACRED HEART HOSPITAL LABORATORY	2	47,559	6,104	11%	53,665
ORLANDO REG MED CENTER CLINICAL LAB	473	44,691	5,682	11%	50,846
DIATHERIX LABORATORIES		40,304	5,880	13%	46,184
TAMPA GENERAL HOSPITAL	4	40,682	3,201	7%	43,887
UF PATHLABS	33	40,456	1,836	4%	42,325
TESTING MATTERS INC		37,070	5,061	12%	42,131
BPHL-MIAMI	214	33,737	7,683	18%	41,634
ARUP LABORATORIES		34,534	2,440	7%	36,974
VIRACOR-EUROFINS LABORATORIES		27,539	8,644	24%	36,183
JACKSON MEMORIAL HOSPITAL CLINICAL LAB	79	28,102	6,849	20%	35,030
BPHL-TAMPA (SPECTRUM BLVD)	45	27,211	4,659	15%	31,915
Florida_Hospital	41	27,517	4,022	13%	31,580
SHANDS AT THE UNIVERSITY OF FLORIDA	177	26,483	1,545	5%	28,205
AIT LABORATORIES		25,136	2,974	11%	28,110
SUNPATH MEDICAL DIAGNOSTICS LABORATORY	157	22,059	3,939	15%	26,155
RCA LABORATORY SERVICES, LLC		24,559	1,075	4%	25,634
LAKELAND REGIONAL MEDICAL CENTER	80	22,526	2,744	11%	25,350
ST VINCENT'S MEDICAL CENTER - RIVERSIDE	1	21,859	2,619	11%	24,479
CAPE CORAL HOSPITAL CLINICAL LABORATORY		16,648	3,023	15%	19,671
WALGREENS	11	16,735	2,780	14%	19,526
BROWARD GENERAL MEDICAL CENTER-CLINICAL LAB	2	14,811	2,041	12%	16,854
NIZNIK LAB CORP	346	11,175	5,043	30%	16,564
BAPTIST MEDICAL CENTER JACKSONVILLE	1	14,052	962	6%	15,015
SHANDS JACKSONVILLE MEDICAL CENTER INC	31	13,577	1,289	9%	14,897
BAPTIST HOSPITAL OF MIAMI CLINICAL LABORATORY	21	11,996	2,680	18%	14,697
STATLAB_MOBILE	1	12,530	1,125	8%	13,656
ADVENTHEALTH DAYTONA BEACH	24	12,050	991	8%	13,065
FLORIDA HOSPITAL - TAMPA	5	11,758	1,211	9%	12,974

COVID-19: testing by laboratory

Data through Aug 20, 2020 verified as of Aug 21, 2020 at 09:25 AM

Data in this report are provisional and subject to change.

The numbers in the table below represent the number of Florida and non-Florida residents for whom test results were received by the Department of Health. A person can be tested by more than one laboratory and can have both positive and negative results. **Therefore, the sum of the numbers in each column will be larger than the total number of people tested.**

Reporting lab	Inconclusive	Negative	Positive	Percent positive	Total
AKESOGEN		11,061	1,826	14%	12,887
SARASOTA MEMORIAL HOSPITAL MAIN LAB	12	11,596	1,023	8%	12,631
CLEVELAND CLINIC HOSPITAL LAB	4	11,132	1,173	10%	12,309
APPLIED INGENUITY DIAGNOSTICS LLC		11,486	773	6%	12,259
NAPLES COMMUNITY HOSPITAL	25	10,790	1,277	11%	12,092
PALMETTO GENERAL HOSPITAL LAB	3	8,983	2,809	24%	11,795
ST JOSEPHS HOSPITAL LABORATORY	11	10,122	1,501	13%	11,634
IMPACT HEALTH BIOMETRIC TESTING, INC	137	9,942	1,421	12%	11,500
MOUNT SINAI MEDICAL CENTER	6	9,690	1,199	11%	10,895
MILLENNIUM PHYSICIAN GROUP		9,067	1,795	17%	10,862
UNIVERSITY OF MIAMI HOSPITAL	9	8,645	1,654	16%	10,308
NICKLAUS CHILDREN'S HOSPITAL	32	8,132	2,026	20%	10,190
NORTH FLORIDA REGIONAL MEDICAL CENTER		8,989	1,039	10%	10,028
ECCO LAB GROUP CO	279	7,046	2,331	24%	9,656
INTEGRATED REGIONAL LABORATORIES LLP		8,058	1,532	16%	9,590
JFK MEDICAL CENTER LAB	1	7,938	1,522	16%	9,461
SAINT MARY'S MEDICAL CENTER	11	7,920	1,273	14%	9,204
BRANDON REGIONAL HOSPITAL		7,540	1,407	16%	8,947
JUPITER MEDICAL CENTER LAB	39	7,701	1,048	12%	8,788
SOUTH MIAMI HOSPITAL LAB	12	7,617	1,157	13%	8,786
QUEST NEW ENGLAND	35	7,747	996	11%	8,778
MORTON PLANT HOSPITAL-ADLER INSTITUTE	8	8,040	659	8%	8,707
TALLAHASSEE MEMORIAL HOSPITAL	26	7,656	801	9%	8,483
LABCORP BURLINGTON (LPP)	3	7,951	390	5%	8,344
WELLINGTON REGIONAL MED CTR LAB	3	6,818	1,117	14%	7,938
FLORIDA HOSPITAL WATERMAN LABORATORY	15	7,192	616	8%	7,823
INDIAN RIVER MEDICAL CENTER LAB		7,112	479	6%	7,591
PANCARE OF FLORIDA INC		6,906	510	7%	7,416
MEMORIAL REGIONAL HOSPITAL CLINICAL LABORATORY	8	6,675	526	7%	7,209
REAL DIAGNOSTICS	77	6,449	465	7%	6,991
LARKIN COMMUNITY HOSPITAL	10	5,790	1,099	16%	6,899
LARKIN COMMUNITY HOSPITAL INC DBA CARDIOTROPIC		3,583	3,177	47%	6,760
HOMESTEAD HOSPITAL CLINICAL LABORATORY	12	5,034	1,506	23%	6,552
BAPTIST HOSPITAL OF MIAMI MOLECULAR DIAGNOSTICS	56	5,563	841	13%	6,460
QUEST DIAGNOSTICS INFECTIOUS DISEASE INC	39	4,945	1,450	23%	6,434
AEGIS SCIENCES CORPORATION	27	5,832	530	8%	6,389
LEESBURG REGIONAL MEDICAL CENTER		5,701	680	11%	6,381
DELRAY MEDICAL CENTER	2	5,637	720	11%	6,359
ARNOLD PALMER MEDICAL CENTER CLINICAL LAB		6,132	221	3%	6,353
MEMORIAL HOSPITAL JACKSONVILLE	8	4,855	1,283	21%	6,146
Lee Memorial Hospital		4,854	1,274	21%	6,128
OSCEOLA REGIONAL MEDICAL CENTER	1	5,038	993	16%	6,032
WEST KENDALL BAPTIST HOSPITAL LABORATORY	4	4,690	1,305	22%	5,999
ST ANTHONY'S HOSPITAL LAB	10	5,263	715	12%	5,988

COVID-19: testing by laboratory

Data through Aug 20, 2020 verified as of Aug 21, 2020 at 09:25 AM

Data in this report are provisional and subject to change.

The numbers in the table below represent the number of Florida and non-Florida residents for whom test results were received by the Department of Health. A person can be tested by more than one laboratory and can have both positive and negative results. **Therefore, the sum of the numbers in each column will be larger than the total number of people tested.**

Reporting lab	Inconclusive	Negative	Positive	Percent positive	Total
WINTER HAVEN HOSPITAL CLINICAL LABORATORY	1	4,903	939	16%	5,843
AMERICAN HEALTH ASSOCIATES	7	4,407	1,178	21%	5,592
LAWNWOOD REGIONAL MEDICAL CENTER	1	4,603	901	16%	5,505
QUEST DIAGNOSTICS - WEST HILLS	20	5,258	205	4%	5,483
GOOD SAMARITAN MEDICAL CENTER LAB	1	4,522	894	17%	5,417
ST JOSEPHS HOSPITAL	7	4,609	697	13%	5,313
BAPTIST MEDICAL CENTER SOUTH		4,892	382	7%	5,274
ORANGE PARK MEDICAL CENTER	9	4,089	1,103	21%	5,201
MEASE COUNTRYSIDE LAB	1	4,658	511	10%	5,170
BIOCERNA LABS	217	3,971	940	18%	5,128
MARTIN HOSPITAL SOUTH LAB		4,758	279	6%	5,037
GULF COAST MEDICAL CENTER MICROLAB		3,757	1,267	25%	5,024
HALIFAX MEDICAL CENTER LAB	18	4,085	680	14%	4,783
QUEST DIAGNOSTICS NICHOLS INSTITUTE - SJC (ELR)	21	4,023	656	14%	4,700
RUTGERS CLINICAL GENOMICS LABORATORY	10	4,478	190	4%	4,678
BAPTIST HOSPITAL LABORATORY	4	3,860	764	17%	4,628
WEST FLORIDA HOSPITAL LAB		3,617	1,004	22%	4,621
FLORIDA HOSPITAL HEARTLAND MED CTR CLINICAL LAB	1	4,130	476	10%	4,607
BETHESDA HOSPITAL EAST		4,033	558	12%	4,591
BOSTON HEART DIAGNOSTICS CORP		3,931	629	14%	4,560
WESTSIDE REGIONAL MED CTR	2	3,608	901	20%	4,511
MANATEE MEMORIAL HOSPITAL		4,000	475	11%	4,475
WEST BOCA MEDICAL CENTER LAB		3,981	476	11%	4,457
CORAL GABLES HOSPITAL CLINICAL LABORATORY		3,354	1,039	24%	4,393
FLORIDA HOSPITAL WESLEY CHAPEL	1	3,959	373	9%	4,333
DRS CLACK SPENCER WHITE & MCCORMACK PA D/B/A		3,641	584	14%	4,225
NCH NORTH NAPLES HOSPITAL LAB	5	3,624	582	14%	4,211
LARGO MEDICAL CENTER		3,642	558	13%	4,200
OAK HILL HOSPITAL		3,696	493	12%	4,189
PALM BEACH GARDENS MEDICAL CTR LAB		3,748	409	10%	4,157
MERCY HOSPITAL A CAMPUS OF PLANTATION GEN HOSP LAB	1	3,046	1,104	27%	4,151
AVENTURA HOSPITAL LAB		3,062	1,076	26%	4,138
NORTHWEST MEDICAL CENTER	1	3,163	962	23%	4,126
DOCTORS HOSPITAL	2	3,238	851	21%	4,091
HEALTH PARK MEDICAL CENTER CLINICAL LAB		3,287	787	19%	4,074
MEMORIAL HOSPITAL WEST LABORATORY SERVICES	12	3,563	410	10%	3,985
THE VILLAGES REGIONAL HOSPITAL		3,633	302	8%	3,935
PATIENTS FIRST LAKE ELLA MEDICAL CENTER PA		2,990	902	23%	3,892
Capital Regional Medical Ctr		3,088	764	20%	3,852
PALMS WEST HOSPITAL LAB	2	3,011	834	22%	3,847
BROWARD HEALTH NORTH CLINICAL LABORATORY		3,276	558	15%	3,834
CORAL SPRINGS MED CTR		3,399	429	11%	3,828
NORTH SHORE MEDICAL CENTER		2,965	854	22%	3,819
ABL MEDICAL CARE LLC		3,278	483	13%	3,761

COVID-19: testing by laboratory

Data through Aug 20, 2020 verified as of Aug 21, 2020 at 09:25 AM

Data in this report are provisional and subject to change.

The numbers in the table below represent the number of Florida and non-Florida residents for whom test results were received by the Department of Health. A person can be tested by more than one laboratory and can have both positive and negative results. **Therefore, the sum of the numbers in each column will be larger than the total number of people tested.**

Reporting lab	Inconclusive	Negative	Positive	Percent positive	Total
FLORIDA HOSPITAL ZEPHYRHILLS		3,450	284	8%	3,734
BLAKE MEDICAL CENTER		3,053	680	18%	3,733
MOFFITT CANCER CENTER	5	3,606	54	1%	3,665
FLORIDA MEDICAL CENTER - A CAMPUS OF NORTH SHORE	2	3,075	587	16%	3,664
FLORIDA HOSPITAL FLAGLER	2	3,413	246	7%	3,661
FLORIDA HOSPITAL DELAND	6	2,890	598	17%	3,494
QUEST DIAGNOSTICS	3	3,132	344	10%	3,479
CARDIOTROPIC LABS	81	2,689	683	20%	3,453
CLEVELAND CLINIC MARTIN SOUTH HOSPITAL		3,065	309	9%	3,374
NEW YORK STATE ELR - SUNRISE MEDICAL LABORATORIES		3,288	77	2%	3,365
PLANTATION GENERAL HOSPITAL		2,496	862	26%	3,358
REGIONAL MEDICAL CENTER BAYONET POINT	2	3,072	277	8%	3,351
BAYFRONT MEDICAL CENTER	12	2,461	840	25%	3,313
EXACT SCIENCES LABORATORIES		3,012	299	9%	3,311
FLORIDA HOSPITAL OF CARROLLWOOD		2,822	485	15%	3,307
NEMOURS CHILDRENS HOSPITAL		3,176	82	3%	3,258
MEDICAL CENTER OF TRINITY CLINICAL LABORATORY		2,711	459	14%	3,170
INFORM DIAGNOSTICS, INC		2,986	180	6%	3,166
NORTHSIDE HOSPITAL AND HEART INSTITUTE		2,691	434	14%	3,125
LAKE CITY MEDICAL CENTER		2,275	744	25%	3,019
OCALA REGIONAL MEDICAL CENTER		2,611	382	13%	2,993
BAPTIST MEDICAL CENTER - BEACHES		2,712	197	7%	2,909
DR. P. PHILLIPS HOSPITAL		2,771	116	4%	2,887
MORTON PLANT-MEASE	1	2,663	208	7%	2,872
ST JOSEPHS NORTH HOSPITAL LAB		2,498	320	11%	2,818
GULF COAST MEDICAL CENTER LAB		2,178	629	22%	2,807
CENTRAL FLORIDA REGIONAL HOSPITAL		2,404	382	14%	2,786
IMPERIAL POINT MEDICAL CENTER		2,491	269	10%	2,760
LAKEWOOD RANCH MEDICAL CENTER		2,458	259	10%	2,717
LEON MEDICAL CENTERS LLC		2,094	578	22%	2,672
FULGENT DIAGNOSTICS	74	2,358	171	7%	2,603
ST LUCIE MEDICAL CENTER		2,039	518	20%	2,557
SOUTH FLORIDA BAPTIST HOSPITAL MICRO	1	2,094	385	16%	2,480
SOUTH LAKE HOSPITAL		2,371	109	4%	2,480
POINCIANA MEDICAL CENTER		1,787	682	28%	2,469
PHYSICIANS REGIONAL MEDICAL CENTER - PINE RIDGE RD		1,971	440	18%	2,411
NIGHT LITE PEDIATRICS	1	1,785	567	24%	2,353
ALL CHILDREN'S HOSPITAL LAB		2,164	178	8%	2,342
WESTCHESTER HOSPITAL	16	1,889	410	18%	2,315
UHEALTH CORAL GABLES/LENNAR MED CTR		2,187	124	5%	2,311
MEDCOMP SCIENCES LLC	28	1,294	981	43%	2,303
WEST MARION COMMUNITY HOSPITAL LAB		2,011	270	12%	2,281
BAPTIST MEDICAL CENTER - NASSAU		2,157	117	5%	2,274
VISTA CLINICAL		1,159	1,098	49%	2,257
UNIVERSITY HOSPITAL AND MEDICAL CENTER		1,637	600	27%	2,237
FLORIDA HOSPITAL NORTH PINELLAS	5	2,028	159	7%	2,192

COVID-19: testing by laboratory

Data through Aug 20, 2020 verified as of Aug 21, 2020 at 09:25 AM

Data in this report are provisional and subject to change.

The numbers in the table below represent the number of Florida and non-Florida residents for whom test results were received by the Department of Health. A person can be tested by more than one laboratory and can have both positive and negative results. **Therefore, the sum of the numbers in each column will be larger than the total number of people tested.**

Reporting lab	Inconclusive	Negative	Positive	Percent positive	Total
SOUTH SEMINOLE HOSPITAL LABORATORY		2,081	90	4%	2,171
QUEST DIAGNOSTICS - ATLANTA	4	1,908	244	11%	2,156
WEST PALM HOSPITAL LAB		1,809	321	15%	2,130
ACCESS MEDICAL LABORATORIES		1,141	902	44%	2,043
FLORIDA HOSPITAL FISH MEMORIAL	1	1,705	316	16%	2,022
MEMORIAL HOSPITAL MICRO		1,761	212	11%	1,973
WALGREEN CO	2	1,754	212	11%	1,968
ST PETERSBURG GENERAL HOSPITAL		1,457	483	25%	1,940
HIALEAH HOSPITAL	4	1,452	446	23%	1,902
MEMORIAL HOSPITAL- MIRAMAR	10	1,719	148	8%	1,877
MEASE DUNEDIN HOSPITAL	4	1,656	181	10%	1,841
QUEST DIAGNOSTICS LENEXA	15	1,669	147	8%	1,831
BAPTIST NORTH EMERGENCY CENTER		1,336	488	27%	1,824
FORT WALTON BEACH MEDICAL CENTER		1,529	274	15%	1,803
CITRUS MEMORIAL HOSPITAL LABORATORY		1,681	114	6%	1,795
ADVENTHEALTH OCALA LABORATORY		1,463	267	15%	1,730
ANNE BATES LEACH EYE HOSPITAL/ ABLEH MICROBIOLOGY LABORATORY		1,688	39	2%	1,727
OVIEDO MEDICAL CENTER		1,402	265	16%	1,667
LEE HEALTH COCONUT POINT CLINICAL LAB	1	1,341	325	19%	1,667
MEMORIAL HOSPITAL PEMBROKE	3	1,403	201	13%	1,607
DOCTORS HOSPITAL OF SARASOTA CLINICAL LABORATORY		1,428	172	11%	1,600
HEALTHQUEST ESOTERICS		905	689	43%	1,594
NONA SCIENTIFIC	1	1,249	319	20%	1,569
OPTEO LABORATORY		1,505	29	2%	1,534
RAULERSON HOSPITAL		1,254	270	18%	1,524
PALMS OF PASADENA HOSPITAL		1,296	218	14%	1,514
CLEVELAND CLINIC TRADITION HOSPITAL		1,329	172	11%	1,501
PUTNAM COMMUNITY MEDICAL CENTER		1,194	196	14%	1,390
P4 CLINICAL, LLC	21	1,179	182	13%	1,382
SOUTH BAY HOSPITAL MICRO		1,148	233	17%	1,381
INGENIOUS PERSONALIZED MEDICINE	5	952	394	29%	1,351
PHYSICIANS REGIONAL MEDICAL CENTER - COLLIER BLVD	1	1,045	299	22%	1,345
LOWER KEYS MEDICAL CENTER		1,210	128	10%	1,338
CLEVELAND CLINIC MARTIN NORTH HOSPITAL		1,160	178	13%	1,338
ST VINCENT'S MEDICAL CENTER - SOUTHSIDE		1,307	27	2%	1,334
BETHESDA HOSPITAL WEST		1,145	144	11%	1,289
QUEST DIAGNOSTICS - MIRAMAR	6	343	940	73%	1,289
BARTOW REGIONAL MEDICAL CENTER	1	1,094	182	14%	1,277
TWIN CITIES HOSPITAL		1,129	115	9%	1,244
SYNERGY LABORATORIES	4	1,116	97	8%	1,217
CLINICORE		1,112	91	8%	1,203
BMCT Molecular Diagnostics Subsection		956	228	19%	1,184
PWN HEALTH	4	795	356	31%	1,155
WALGREENS OAKLAND PARK	2	995	127	11%	1,124
LAKESIDE MEDICAL CENTER		772	340	31%	1,112
SACRED HEART-EMERALD COAST		914	173	16%	1,087

COVID-19: testing by laboratory

Data through Aug 20, 2020 verified as of Aug 21, 2020 at 09:25 AM

Data in this report are provisional and subject to change.

The numbers in the table below represent the number of Florida and non-Florida residents for whom test results were received by the Department of Health. A person can be tested by more than one laboratory and can have both positive and negative results. **Therefore, the sum of the numbers in each column will be larger than the total number of people tested.**

Reporting lab	Inconclusive	Negative	Positive	Percent positive	Total
AVECINA MEDICAL OAKLEAF		681	392	37%	1,073
HIGHLANDS REGIONAL MEDICAL CENTER		892	180	17%	1,072
GULF BREEZE HOSPITAL LAB	1	918	136	13%	1,055
QUEST DIAGNOSTICS WOOD DALE	2	972	77	7%	1,051
VIKOR SCIENTIFIC	2	606	417	41%	1,025
ORLANDO VA MEDICAL CENTER		854	129	13%	983
LMHS		901	75	8%	976
PATIENTS CHOICE LABORATORIES		473	443	48%	916
UNIVERSITY OF MIAMI HOSPITAL & CLINICS	2	854	54	6%	910
ENGLEWOOD COMMUNITY HOSPITAL		822	73	8%	895
UHEALTH DEERFIELD BEACH/UMSYLVESTER DEERFIELD BEACH LABORATORY	3	850	41	5%	894
BAPTIST EMERGENCY CENTER OAKLEAF		716	154	18%	870
MARINERS HOSPITAL		741	94	11%	835
FLORIDA HOSPITAL ORLANDO		745	73	9%	818
ACCESSDX	6	411	388	48%	805
ST VINCENTS CLAY COUNTY		775	26	3%	801
BAPTIST HEALTH EMERGENCY CENTER COUNTRY WALK		626	148	19%	774
PATHNOSTICS		82	681	89%	763
AVENTUS BIOLABS	1	382	365	49%	748
BAPTIST EMERGENCY CENTER CLAY		642	98	13%	740
LABCORP	1	368	318	46%	687
JACKSON HOSPITAL CLINICAL LABORATORY		600	84	12%	684
CAPSTONE HEALTHCARE		438	237	35%	675
HOLIDAY CVS LLC		645	6	1%	651
ADVANCE MEDICAL OF NAPLES			615	100%	615
NONE		281	325	54%	606
LABCORP RTP	2	63	537	89%	602
MINUTECLINIC LLC #3703		529	67	11%	596
DESOTO MEMORIAL HOSPITAL CLINICAL LABORATORY	3	471	120	20%	594
PATIENTS FIRST - MAHAN DRIVE		164	428	72%	592
TAMPA COMMUNITY HOSPITAL		415	171	29%	586
LAB24 INC	1		581	100%	582
VAMC ORLANDO		296	285	49%	581
BARDMOOR LABORATORY	1	509	69	12%	579
AVECINA MEDICAL SOUTHSIDE		329	228	41%	557
NCH HEALTHCARE SYSTEM MICROBIOLOGY LAB		1	556	100%	557
EGLIN AIRFORCE BASE LAB		478	79	14%	557
Assurance Scientific Laboratories		433	121	22%	554
FLORIDA LABORATORY ANALYSIS		344	209	38%	553
LEE MEMORIAL HOSPITAL LAB			543	100%	543
NCH NORTHEAST	1	354	185	34%	540
QUEST	3	144	392	73%	539
UNITED CLINICAL LABORATORY LLC		4	531	99%	535
AVERO DIAGNOSTICS - IRVING		446	79	15%	525
QUEST DIAGNOSTICS - IRVING	10	328	178	34%	516
HOLY CROSS HOSPITAL LABORATORY			480	100%	480

COVID-19: testing by laboratory

Data through Aug 20, 2020 verified as of Aug 21, 2020 at 09:25 AM

Data in this report are provisional and subject to change.

The numbers in the table below represent the number of Florida and non-Florida residents for whom test results were received by the Department of Health. A person can be tested by more than one laboratory and can have both positive and negative results. **Therefore, the sum of the numbers in each column will be larger than the total number of people tested.**

Reporting lab	Inconclusive	Negative	Positive	Percent positive	Total
PHYSICIANS STAT LAB		136	334	71%	470
SOUTHEAST ALABAMA MEDICAL CENT		426	43	9%	469
MAVERICK LABS		347	121	26%	468
LUMINUS DIAGNOSTICS		307	145	32%	452
PANCARE OF FLORIDA, INC			442	100%	442
ORLANDO VETERANS AFFAIRS MEDICAL CENTER		112	293	72%	405
NEW YORK STATE ELR - NORTH SHORE LONG ISLAND JEWISH HEALTH		364	23	6%	387
DYNIX DIAGNOSTICS		196	183	48%	379
QUEST DIAGNOSTICS NICHOLS INSTITUTE	5	353	17	5%	375
MEDARBOR DIAGNOSTICS		1	372	100%	373
ASSOCIATED PATHOLOGISTS, LLC		306	63	17%	369
ATLANTIS URGENT CARE		272	96	26%	368
NEW YORK STATE ELR - NYU HOSPITALS CENTER CLINICAL LABORATORIES		350	12	3%	362
UAB HIGHLANDS LABORATORY		359	3	1%	362
CLARITY LABS		309	49	14%	358
MEMORIAL PEMBROKE 24/7 CARE CENTER		263	93	26%	356
LAB CORP	1	131	220	63%	352
INFORM DIAGNOSTICS		349	2	1%	351
SANTA ROSA MEDICAL CENTER		171	174	50%	345
NORTH FLORIDA PEDIATRICS-TALLAHASSEE		319	25	7%	344
MARTIN MEMORIAL LABORATORY AT ST LUCIE WEST		289	47	14%	336
NEW YORK STATE ELR - LENCO MEDICAL LABORATORY		322	13	4%	335
ECCOLAB GROUP	1	75	249	77%	325
HISTOPATHOLOGY SERVICES, LLC		270	47	15%	317
WALGREENS ORLANDO		283	33	10%	316
DAVITA LABS		290	26	8%	316
JAY HOSPITAL CLINICAL LABORATORY		233	78	25%	311
NEW YORK STATE ELR - DEPARTMENT OF CLINICAL LABS		301	5	2%	306
CORE DIAGNOSTIC LABORATORIES LLC		219	73	25%	292
ADVENT HEALTH CENTRA CARE: WATERFORD LAKES		245	41	14%	286
TALLAHASSEE PRIMARY CARE ASSOCIATES		274	9	3%	283
ARCPPOINT LABS - FORT MYERS		198	83	30%	281
NCF DIAGNOSTICS & DNA TECHNOLOGIES	10	43	225	81%	278
AVECINA MEDICAL JULINGTON		131	146	53%	277
HOLIDAY CVS LLC DBA CVSPHARMACY #5155		266	4	1%	270
CLARITY LAB SOLUTIONS		185	82	31%	267
LABCORP TAMPA	1	29	235	89%	265
NITE LITE PEDIATRICS		168	92	35%	260
VETERANS AFFAIRS MEDICAL CENTER LAB		9	249	97%	258
THERADOC		150	107	42%	257
PHAROS HEALTH		142	113	44%	255
SANFORD REFERENCE LAB		244	9	4%	253
FLO-MEDILAB SERVICES		81	171	68%	252
GENESIS REFERENCE LABORATORIES		1	251	100%	252
BAPTIST MD ANDERSON CANCER CENTER		249	2	1%	251
EXPRESS GENE MOLECULAR DIAGNOSTIC LABORATORY		2	246	99%	248

COVID-19: testing by laboratory

Data through Aug 20, 2020 verified as of Aug 21, 2020 at 09:25 AM

Data in this report are provisional and subject to change.

The numbers in the table below represent the number of Florida and non-Florida residents for whom test results were received by the Department of Health. A person can be tested by more than one laboratory and can have both positive and negative results. **Therefore, the sum of the numbers in each column will be larger than the total number of people tested.**

Reporting lab	Inconclusive	Negative	Positive	Percent positive	Total
SUNRISE MEDICAL LABORATORIES		184	61	25%	245
TENNESSEE DOH - NASHVILLE	2	208	23	10%	233
FLAGLER HOSPITAL	4	18	208	90%	230
ASCEND CLINICAL		224	4	2%	228
UNKNOWN		16	207	93%	223
SMA SPECIALITY MEDICAL LAB		62	159	72%	221
HENDRY REGIONAL MEDICAL CENTER		9	210	96%	219
BIOCERNA LLC	8	156	53	24%	217
MEDSCAN LABORATORY INC		136	80	37%	216
HOLMES REGIONAL MEDICAL CENTER		3	211	99%	214
ST CLOUD REGIONAL MEDICAL CENTER		126	81	39%	207
TEMPUS CLINICAL LABORATORY	1	184	21	10%	206
ADVENTHEALTH LAB			203	100%	203
MARTIN MEMORIAL MEDICAL CENTER LAB		99	103	51%	202
JAMES A. HALEY VETERANS MICRO LAB			201	100%	201
EUROFINS NTD, LLC		173	28	14%	201
VAMC WEST PALM LAB		5	196	98%	201
GESSLER CLINIC		1	200	100%	201
CENTRA CARE		35	164	82%	199
AMELIA URGENT CARE		77	119	61%	196
BAYA URGENT CARE		3	191	98%	194
LABTECH DIAGNOSTIC		91	103	53%	194
PREMIER MEDICAL LABORATORY SERVICES		1	193	99%	194
FLORIDA WOMAN CARE LABORATORY LLC		164	23	12%	187
PATHGROUP LABS LLC		90	97	52%	187
NCH HEALTHCARE BONITA		122	62	34%	184
BAY PINES VAMC CLINICAL LABORATORY		4	179	98%	183
MOLECULAR INFECTIOUS DISEASES		176	4	2%	180
GENESIS MEDICAL LABORATORY MIAMI FL.		78	102	57%	180
QUALITOX LABORATORIES		96	83	46%	179
HOLIDAY CVS LLC DBA CVS PHARMACY #5154		171	5	3%	176
NEW YORK STATE ELR - NEW YORK PRESBYTERIAN HOSPITAL CUMC CLINICAL		162	13	7%	175
BAYCARE HEALTH SYSTEM		2	165	99%	167
STEWART REFERENCE LABORATORY		46	120	72%	166
C.W. BILL YOUNG VA MEDICAL CENTER		4	162	98%	166
ADVENT HEALTH -TAMPA		74	89	55%	163
FLORIDA HOSPITAL WAUCHULA		89	74	45%	163
NEW YORK STATE ELR - MOUNT SINAI LABORATORY		154	8	5%	162
MICROGEN DX		29	131	82%	160
NEW YORK STATE ELR - NEW YORK HOSPITAL LABORATORIES	1	152	6	4%	159
WUESTHOFF REF LABORATORY			159	100%	159
BIOREFERENCE LABORATORIES		63	94	60%	157
UAB UNIVERSITY OF ALABAMA HOSPITAL LAB		151	6	4%	157
BUREAU OF CLINICAL LABORATORIES		130	24	16%	154
NEO GENOMICS - FORT MYERS	1	138	4	3%	143
ASAP LAB LLC		90	52	37%	142

COVID-19: testing by laboratory

Data through Aug 20, 2020 verified as of Aug 21, 2020 at 09:25 AM

Data in this report are provisional and subject to change.

The numbers in the table below represent the number of Florida and non-Florida residents for whom test results were received by the Department of Health. A person can be tested by more than one laboratory and can have both positive and negative results. **Therefore, the sum of the numbers in each column will be larger than the total number of people tested.**

Reporting lab	Inconclusive	Negative	Positive	Percent positive	Total
ACUTIS DIAGNOSTICS	1	107	31	22%	139
SCIONLAB SERVICES LLC		128	8	6%	136
TOM LEE COMMUNITY HEALTH CENTER		6	129	96%	135
IRL MARKET LAB ALACHUA		103	31	23%	134
INTEGRATED REGIONAL LABORATORIES		119	12	9%	131
EMERGENCY PHYSICIANS MEDICAL CENTER			131	100%	131
ST JUDE CHILDREN'S RESEARCH HOSPITAL		119	11	8%	130
MEMPHIS PATHOLOGY LABORATORY	1	124	5	4%	130
AMERICAN PATHOLOGY PARTNERS		128	1	1%	129
SACRED HEART HOSPITAL ON THE GULF		74	55	43%	129
BMHSI-AEL MICROBIOLOGY LABORATORY	2	102	24	19%	128
ARCPPOINT LABS OF WEST PALM BEACH			127	100%	127
FLORIDA HOSPITAL HEARTLAND MED CTR LAKE PLACID		85	41	33%	126
US BIOTEK LABORATORIES		58	68	54%	126
LEHIGH REGIONAL MEDICAL CENTER LAB		106	17	14%	123
ARCPPOINT LABS OF TAMPA		73	47	39%	120
VAMC BAY PINES		1	119	99%	120
LABSTAT		2	118	98%	120
FAST TRACK URGENT CARE CENTER		1	117	99%	118
NEW YORK STATE ELR - ENZO CLINICAL LABS INC		117	1	1%	118
FAST TRACK URGENT CARE CENTER - CARROLLWOOD			116	100%	116
MACDILL AFB HOSPITAL		101	14	12%	115
PALM BEACH COUNTY HEALTH DEPT LAB		113	2	2%	115
ROSEN MEDICAL CENTER		100	13	12%	113
ALLIED HEALTH FORT PIERCE		112			112
HEALTH FIRST-HOLMES REGIONAL			111	100%	111
LEON MEDICAL CENTER		7	103	94%	110
MEDICAL DIAGNOSTICS LABORATORIES,INC		18	91	83%	109
UR MEDICINE LABS- CENTRAL LABORATORY		106	2	2%	108
MILLENNIUM LAB SERVICES			107	100%	107
SPARROW HEALTHCARE	2	1	103	97%	106
VAMC GAINESVILLE		2	104	98%	106
BOCA BIOLISTICS REFERENCE LABORATORY		79	23	23%	102
PRIVA PATH LABS			99	100%	99
VAMC LAKE CITY		51	46	47%	97
MIDWAY SPECIALTY CARE CENTER		47	49	51%	96
BAPTIST HEALTH SOUTH FLORIDA		4	92	96%	96
BAYFRONT HEALTH BROOKSVILLE			95	100%	95
USAFSAM/PHE		23	71	76%	94
DIAGNOSTIC SOLUTIONS		3	91	97%	94
FLORIDA COMMUNITY HEALTH CENTERS INC			93	100%	93
FLORIDA CLINICAL LABORATORY-BIOREFERENCE LABORATORIES		40	50	56%	90
CENTRACARE		2	88	98%	90
GENETWORKX		15	73	83%	88
CURATIVE LABS		2	85	98%	87
ADVENTHEALTH CENTRA CARE OVIEDO		29	58	67%	87

COVID-19: testing by laboratory

Data through Aug 20, 2020 verified as of Aug 21, 2020 at 09:25 AM

Data in this report are provisional and subject to change.

The numbers in the table below represent the number of Florida and non-Florida residents for whom test results were received by the Department of Health. A person can be tested by more than one laboratory and can have both positive and negative results. **Therefore, the sum of the numbers in each column will be larger than the total number of people tested.**

Reporting lab	Inconclusive	Negative	Positive	Percent positive	Total
NXGEN MDX LLC		67	19	22%	86
MID-FLORIDA PATHOLOGY		54	32	37%	86
PACIFIC ANALYTICS			85	100%	85
NEW PLANT CITY FAMILY CARE	1	23	60	71%	84
STAGEZERO LIFE SCIENCES INC		70	11	14%	81
NAVAL HOSPITAL - JACKSONVILLE		1	80	99%	81
GARCIA CLINICAL LABORATORY		1	79	99%	80
SOLARIS DIAGNOSTICS		4	76	95%	80
FLORIDA MEDICAL CLINIC		49	29	37%	78
AVERO DIAGNOSTICS		53	24	31%	77
AURORA DIAGNOSTICS BERNHARDT LABORATORIES PATHOLOGY SERVICE		72	3	4%	75
ADVENT HEALTH CENTRA CARE LONGWOOD		9	66	88%	75
FULGENT GENETICS	1	51	23	31%	75
AMELIA EXPRESS CARE		5	68	93%	73
MAYO CLINIC LABS - ROCHESTER MAIN CAMPUS		71	1	1%	72
AMERICAN RESEARCH LABS		4	68	94%	72
HOLY CROSS HOSPITAL		1	70	99%	71
FISHERMENS HOSPITAL CLINICAL LAB		67	3	4%	70
CENTRAL FLORIDA HEALTH CARE		46	24	34%	70
Highlands Regional Hospital		63	6	9%	69
AMMON LABS		58	10	15%	68
HEALTHLINK DIAGNOSTIC LABORATORIES		1	67	99%	68
QPS, LLC		67	1	1%	68
CENTRA CARE - WATERFORD LAKES		24	43	64%	67
AEL- MEMPHIS		17	50	75%	67
DYNAMIC MEDICAL USA			67	100%	67
HOSPITAL FOR SPECIAL SURGERY		65	1	2%	66
MORTON PLANT HOSPITAL			65	100%	65
SEBASTIAN RIVER MEDICAL CENTER		31	34	52%	65
DAVITA LABORATORY SERVICES		48	14	23%	62
NIGHT LITE PEDIATRICS URGENT CARE		27	35	56%	62
USA HEALTH UNIVERSITY HOSPITAL CLINICAL LABORATORY		61	1	2%	62
FINLAY CLINICAL LABORATORY		24	35	59%	59
GENE BY GENE			59	100%	59
ADVENT HEALTH CENTRA CARE		12	47	80%	59
REFUAH HEALTH CENTER LABORATORY		59			59
MORTON PLANT HOSPITAL/LAB		1	58	98%	59
LABORATORY SPECIALISTS OF MICHIGAN		1	57	98%	58
THE CENTER FOR URGENT CARE		24	34	59%	58
NAVY HOSPITAL			57	100%	57
NEW YORK STATE ELR - WADSWORTH HEALTH CENTER		52	3	5%	55
LABCORP BIRMINGHAM	1	5	49	89%	55
VA MEDICAL CENTER		7	48	87%	55
SARAPATH DIAGNOSTICS			55	100%	55
URGENT CARE CURE		22	33	60%	55
EXACT SCIENCES LABORATORIES, LLC		10	45	82%	55

COVID-19: testing by laboratory

Data through Aug 20, 2020 verified as of Aug 21, 2020 at 09:25 AM

Data in this report are provisional and subject to change.

The numbers in the table below represent the number of Florida and non-Florida residents for whom test results were received by the Department of Health. A person can be tested by more than one laboratory and can have both positive and negative results. **Therefore, the sum of the numbers in each column will be larger than the total number of people tested.**

Reporting lab	Inconclusive	Negative	Positive	Percent positive	Total
AVELLINO LAB USA, INC		52	2	4%	54
BROWARD HEALTH MEDICAL CENTER		1	53	98%	54
ACCU REFERENCE MEDICAL LAB			54	100%	54
Quest Diag Unspecifd		22	31	58%	53
NORTH FLORIDA/SOUTH GEORGA VETERANS HEALTH SYSTEM			53	100%	53
LABORATORY CORP OF AMERICA	1	26	25	48%	52
ALLSOUTH URGENT CARE			51	100%	51
PROVIDENCE HOSPITAL LABORATORY		49	2	4%	51
SARASOTA CO. HEALTH DEPT # 58		40	11	22%	51
BAYCARE LAB		1	50	98%	51
INTEGRITY LABORATORIES			50	100%	50
GULF COAST MOLECULAR LABORATORIES		15	35	70%	50
SELECT LABORATORIES MARION COUNTY, LLC.			50	100%	50
NEW YORK STATE ELR - EMPIRECITY LABORATORIES		42	8	16%	50
FHMG-FLORIDA HOSPITAL MEDICAL GROUP		45	5	10%	50
HURLBURT FIELD CLINIC		23	27	54%	50
CLINICAL REFERENCE LABORATORY		45	4	8%	49
SHORELINE PHYSICIAN GROUP			49	100%	49
MILLENIUM PHYSICIANS GROUP			49	100%	49
ARTHREX MEDICAL CENTER		28	21	43%	49
UNIVERSITY OF ALABAMA		47	2	4%	49
P4 DIAGNOSTIX LABORATORY NETWORK		1	48	98%	49
OPTUM LABS LLC		2	46	96%	48
VHA PUBLIC HEALTH REFERENCE LABORATORY- PALO ALTO		27	20	43%	47
DOCTOR'S MEMORIAL HOSPITAL		3	44	94%	47
H LEE MOFFITT CANCER CENTER MICRO		46			46
JEFFERY WEINZWEIG		1	45	98%	46
325TH MEDICAL GROUP			46	100%	46
ANGEL KIDS PEDIATRICS		35	11	24%	46
EAST MANATEE FAMILY	1		44	98%	45
FAWCETT MEMORIAL HOSPITAL-LAB		1	44	98%	45
QUEST TAMPA (NEW YORK ELR)		34	10	23%	44
NXGEN MDX		18	26	59%	44
APP-UNIPATH, LLC		42	1	2%	43
BAY MEDICAL CENTER SACRED HEART HEALTH SYSTEM		17	26	60%	43
BALDWIN PEDIATRICS		37	6	14%	43
BAYFRONT HEALTH ER PINELLAS PARK		19	24	56%	43
TRADITION MEDICAL CENTER LABORATORY		20	23	53%	43
ADVENTHEALTH CENTRA CARE			43	100%	43
QUEST DIAGNOSTICS-N ST PETERSBURG-5TH			43	100%	43
LAB CORP TAMPA			43	100%	43
NORTH FLORIDA PEDIATRICS-LAKE CITY			42	100%	42
UNKNOWN - BAD FACILITY CODE		4	38	90%	42
MINI ER ADULT AND PEDIATRIC URGENT CARE		39	3	7%	42
CBS LABORATORY		1	41	98%	42
FLORIDA HOSPITAL NEW SMYRNA		4	37	90%	41

COVID-19: testing by laboratory

Data through Aug 20, 2020 verified as of Aug 21, 2020 at 09:25 AM

Data in this report are provisional and subject to change.

The numbers in the table below represent the number of Florida and non-Florida residents for whom test results were received by the Department of Health. A person can be tested by more than one laboratory and can have both positive and negative results. **Therefore, the sum of the numbers in each column will be larger than the total number of people tested.**

Reporting lab	Inconclusive	Negative	Positive	Percent positive	Total
DEPARTMENT OF VETERANS AFFAIRS JAMES A. HALEY VETERANS HOSPITAL			41	100%	41
LAB CORP RTP	1	2	38	93%	41
NEW YORK STATE ELR - MONTEFIORE MEDICAL CENTER LABORATORIES - MOSES		34	7	17%	41
SMA SPECIALTY MEDICAL LAB		1	40	98%	41
BLOCK, NATION, CHASE, AND SMOLEN FAMILY MEDICINE		22	18	45%	40
RCA LABORATORY SERVICES -- NEW YORK ELR		10	30	75%	40
MIAMI VA HEALTHCARE SYSTEM			40	100%	40
MINUTECLINIC, LLC DBA MINUTECLINIC #4717		38	2	5%	40
EGLIN REGIONAL MEDICAL CENTER		4	36	90%	40
MOBILE INFIRMARY MED CENTER PATH LAB		34	5	13%	39
NEW YORK STATE ELR - KALEIDA HEALTH CENTER FOR LABORATORY		35	4	10%	39
ST VINCENT'S BIRMINGHAM LABORATORY		37	1	3%	38
QUEST INFECTIOUS DISEASE	1	33	4	11%	38
LIFEBRITE	1	5	31	84%	37
COASTAL MED URGENT CARE			37	100%	37
GENPATH			37	100%	37
MY CLINICAL LAB			37	100%	37
AMERICAN FAMILY PACE		9	27	75%	36
GENESIS DIAGNOSTICS			36	100%	36
CAREMOUNT MEDICAL - PATHOLOGY		36			36
HEALTH FIRST-PALM BAY		1	35	97%	36
IRL		4	31	89%	35
CAPITAL REGIONAL MEDICAL CENTER		2	33	94%	35
LAB PLUS, LLC AT SAINT THOMAS WEST HOSPITAL		26	9	26%	35
ST. CLOUD MEDICAL GROUP		35			35
GRAVITY DIAGNOSTICS, LLC		12	22	65%	34
ADVENTHEALTH CENTRA CARE SANFORD		11	23	68%	34
NEW YORK STATE ELR - QUEST DIAGNOSTICS NICHOLS		32	2	6%	34
UNIVERSITY HEALTH SYSTEM INC		29	4	12%	33
CITRUS MEMORIAL HEALTH SYSTEM LAB		2	31	94%	33
DESOTO MEMORIAL HOSPITAL LAB			33	100%	33
EXPERTUS LABORATORIES INC		12	21	64%	33
HUNTSVILLE HOSPITAL LABORATORY		25	8	24%	33
CHILDREN'S HOSPITAL OF ALABAMA		33			33
MEDICAL DIAGNOSTIC LAB		1	31	97%	32
NEW YORK STATE ELR - WHITE PLAINS HOSPITAL CENTER LAB		31			31
LABFIRST - DEPARTMENT OF PATHOLOGY		30	1	3%	31
CLINICAL RESEARCH SEQUENCING PLATFORM			31	100%	31
CAPE CANAVERAL HOSPITAL			31	100%	31
BAYFRONT		21	10	32%	31
ST. MARYS MEDICAL CENTER		1	30	97%	31
VENICE REGIONAL MEDICAL LAB SERVICES			31	100%	31
QUEST DIAGNOSTICS-VERO BEACH-37TH ST		31			31
QUEST DIAGNOSTICS NICHOLS INSTITUTE- LPP		3	27	90%	30
FINLAY CLINICAL LABORATORY INC		26	4	13%	30
GRAVITY DIAGNOSTICS		17	13	43%	30

COVID-19: testing by laboratory

Data through Aug 20, 2020 verified as of Aug 21, 2020 at 09:25 AM

Data in this report are provisional and subject to change.

The numbers in the table below represent the number of Florida and non-Florida residents for whom test results were received by the Department of Health. A person can be tested by more than one laboratory and can have both positive and negative results. **Therefore, the sum of the numbers in each column will be larger than the total number of people tested.**

Reporting lab	Inconclusive	Negative	Positive	Percent positive	Total
ORLANDO HEALTH EMERGENCY DEPARTMENT		27	3	10%	30
DICKERT		26	3	10%	29
SANFORD LABORATORIES		25	4	14%	29
NEW YORK STATE ELR - NEWYORK-PRESBYTERIAN/QUEENS DIAGNOSTIC		28	1	3%	29
GENESIS LABORATORY MANAGEMENT		2	27	93%	29
P4CLINICAL	3	2	24	83%	29
NEXT MOLECULAR ANALYTICS		1	28	97%	29
PALM BAY HOSPITAL		1	28	97%	29
LABCORP OF AMERICA		15	14	48%	29
KENDALL REGIONAL MEDICAL CENTER LAB	2		26	93%	28
QUEST DIAGNOSTIC INC	1	3	24	86%	28
INTERLAB		1	27	96%	28
ASSOCIATED CLINICAL LABORATORIES		27	1	4%	28
DOH-WEST PALM BEACH BRANCH LABORATORY			28	100%	28
RDX BIOSCIENCE,			28	100%	28
ALLIANCE OF PHYSICIANS AGAINST COVID-19			28	100%	28
SMA LAB		4	23	85%	27
QUEST DIAGNOSTICS INC.			27	100%	27
DEVANSH LAB WERKS INC		23	4	15%	27
QDX PATHOLOGY SERVICES		16	10	38%	26
CDC		17	9	35%	26
SUNCOAST LABS			26	100%	26
ST. ANTHONY'S HOSPITAL			25	100%	25
WUESTHOFF MEMORIAL HOSPITAL			25	100%	25
SOFT CELL LABORATORIES		24	1	4%	25
DIAGNOSTIC LABORATORY OF OKLAHOMA		22	2	8%	24
NEW YORK STATE ELR - CATHOLIC HEALTH SYSTEM DEPT LABORATORY		24			24
NEW YORK STATE ELR - STONY BROOK UNIVERSITY MEDICAL CENTER		21	3	13%	24
PRIDE DIAGNOSTICS		20	3	13%	23
POPLAR HEALTHCARE PLLC	1	10	12	52%	23
AVENTIS BIO-SERVICES CTL		23			23
FHMG_CTR FOR SENIOR HEALTH		21	2	9%	23
LABORATORY DYNAMICS		20	3	13%	23
PENNSYLVANIA DEPT OF HEALTH		19	3	14%	22
FIRST CHOICE URGENT CARE			22	100%	22
CAYUGA MEDICAL CENTER AT ITHACA		19	3	14%	22
VIERA HOSPITAL			22	100%	22
INTERNAL LAB		19	3	14%	22
ADVENTHEALTH CENTRA CARE WESLEY CHAPEL			22	100%	22
ST. JOSEPH'S HOSPITAL NORTH			22	100%	22
MOLECULAR DIAGNOSTICS		1	21	95%	22
EGL GENETIC DIAGNOSTICS		1	21	95%	22
IPSUM DIAGNOSTICS			21	100%	21
LAB			21	100%	21
PATRICK AIR FORCE BASE		1	20	95%	21
NORTH FLORIDA PEDIATRICS		1	20	95%	21

COVID-19: testing by laboratory

Data through Aug 20, 2020 verified as of Aug 21, 2020 at 09:25 AM

Data in this report are provisional and subject to change.

The numbers in the table below represent the number of Florida and non-Florida residents for whom test results were received by the Department of Health. A person can be tested by more than one laboratory and can have both positive and negative results. **Therefore, the sum of the numbers in each column will be larger than the total number of people tested.**

Reporting lab	Inconclusive	Negative	Positive	Percent positive	Total
TRUGENX			21	100%	21
NORTH OKALOOSA MEDICAL CENTER		1	20	95%	21
NEW YORK STATE ELR - UNIVERSITY HOSPITAL, STONY BROOK SOUTHAMPTON		21			21
MIAMI BEACH COMMUNITY HEALTH CENTER			21	100%	21
BROWARD HEALTH CORAL SPRINGS EPIDEMIOLOGY DEPT			21	100%	21
CENTRA CARE CONWAY			20	100%	20
HEALTH FIRST CAPE CANAVERAL HOSPITAL			20	100%	20
OUT OF STATE		14	6	30%	20
ST. CLOUD HOSPITAL		20			20
WUESTHOFF MEDICAL CENTER-MELBOURNE			20	100%	20
PARRISH MEDICAL CENTER		1	19	95%	20
ASSOCIATED PATHOLOGISTS		16	4	20%	20
MOLECULAR TESTING LABS			19	100%	19
LECONTE MEDICAL CENTER LAB		15	4	21%	19
VA		15	4	21%	19
ADVENT HEALTH FISH MEMORIAL		2	17	89%	19
MAYO CLINIC LABS - ROCHESTER SUPERIOR DRIVE		2	17	89%	19
INTEGRATED REGIONAL LABORATORIES - LARGO			19	100%	19
MINI ER AND URGENT CARE		1	18	95%	19
SUNQUEST		2	17	89%	19
MED HEALTH SERVICES		18	1	5%	19
JACKSON HEALTH SYSTEM			18	100%	18
PALO ALTO VA MEDICAL CENTER		1	17	94%	18
STONE WASH CLINICAL LABORATORIES		2	16	89%	18
AMELIA MEDICAL CARE			18	100%	18
NEW YORK STATE ELR - WILSON MEMORIAL REGIONAL MEDICAL CENTER		17	1	6%	18
NEW YORK STATE ELR - WESTCHESTER MEDICAL CENTER		18			18
INTERCOASTAL MEDICAL GROUP			18	100%	18
NIGHT LITE PEDIATRICS WINTER GARDEN		9	9	50%	18
DOCTORS MEMORIAL HOSPITAL		8	10	56%	18
VAMC			18	100%	18
PROTEUS MOLECULAR AND CLINICAL LAB		11	6	35%	17
CVS PHARMACY NO 7881		17			17
NEW YORK STATE ELR - QUEST DIAGNOSTICS INCORPORATED		14	3	18%	17
NEW YORK STATE ELR - BROOKDALE UNIVERSITY HOSPITAL		16	1	6%	17
XPRESS WELLNESS URGENT CARE			17	100%	17
MINUTECLINIC DIAGNOSTIC OF MICHIGAN, PC #8029		17			17
ST FRANCIS HOSPITAL		14	3	18%	17
AMERICAN HEALTH ASSOCIATES OF TAMPA		2	15	88%	17
WATSON CLINIC LLP SOUTH			17	100%	17
HEALTH FIRST-VIERA HOSPITAL			17	100%	17
DOC SMILEY'S URGENT CARE			17	100%	17
CLEVELAND CLINIC FOUNDATION		9	8	47%	17
INTEGRITY LABORATORIES, LLC		5	12	71%	17
BAYFRONT HEALTH SPRING HILL		1	16	94%	17
MINUTECLINIC DIAGNOSTIC OF RHODE ISLAND, LLC #729		15	1	6%	16

COVID-19: testing by laboratory

Data through Aug 20, 2020 verified as of Aug 21, 2020 at 09:25 AM

Data in this report are provisional and subject to change.

The numbers in the table below represent the number of Florida and non-Florida residents for whom test results were received by the Department of Health. A person can be tested by more than one laboratory and can have both positive and negative results. **Therefore, the sum of the numbers in each column will be larger than the total number of people tested.**

Reporting lab	Inconclusive	Negative	Positive	Percent positive	Total
MADISON CORE LABORATORIES		15	1	6%	16
LABCORP - CLEARWATER		3	13	81%	16
LABCORP INC		3	13	81%	16
TGH		1	15	94%	16
SEVEN RIVERS REGIONAL MEDICAL CENTER		4	12	75%	16
ELLENTON URGENT CARE			16	100%	16
PRECISION HEALTH SOLUTIONS LAB			16	100%	16
RUSKIN HEALTH CENTER			16	100%	16
FHMG LAKE MARY PEDS		15	1	6%	16
AMERICA FAMILY CARE		6	10	63%	16
SUNTREE INTERNAL MEDICINE		16			16
TIDE LABORATORIES		4	11	73%	15
NORTH SHORE UNIVERSITY HOSPITAL LABORATORY		14	1	7%	15
PARK WEST MEDICAL CENTER		14	1	7%	15
DIATHERIX		13	2	13%	15
NEW YORK STATE ELR - ROCHESTER GENERAL HOSPITAL LABORATORY		14	1	7%	15
QUEST DIAGNOSTICS NICHOLS INSTITUTE - SJC (LPP)		10	5	33%	15
QUEST DIAGNOSTICS INCORPORATED			15	100%	15
QUESTDIAGNOSTICS INCORPORATED		1	14	93%	15
FLORIDA DEPARTMENT OF HEALTH		10	5	33%	15
JAMES A. HALEY VETERANS' HOSPITAL			15	100%	15
CLINICAL PATHOLOGY LABS		1	14	93%	15
COASTAL LABORATORIES		3	12	80%	15
EAST ALABAMA MEDICAL CENTER LABORATORY		11	4	27%	15
NEW YORK STATE ELR - LENOX HILL HOSPITAL		13	2	13%	15
CONNECTICUT DEPARTMENT OF HEALTH		14	1	7%	15
SEMINOLE COUNTY HEALTH DEPARTMENT		13	1	7%	14
MILLENNIUM PHYSICIAN GROUP LCC			14	100%	14
ADVENTHEALTH PALM COAST			14	100%	14
LABORATORY OF FLORIDA			14	100%	14
GOLDEN GATE FAMILY CLINIC			14	100%	14
HEALTH CENTRAL HOSPITAL			14	100%	14
WHITE WILSON MEDICAL CENTER CLINIC			14	100%	14
MEDCOMP SCIENCES			14	100%	14
POARCH BANC CREEK INDIANS TRIBAL HEALTH DEPARTMENT			14	100%	14
BAPTIST SOUTH MEDICAL CENTER		2	11	85%	13
PATHGROUP			13	100%	13
NEW YORK STATE ELR - ERIE COUNTY MEDICAL CTR CLINICAL LABS		13			13
XERA MED RESEARCH			13	100%	13
NEW YORK STATE ELR - BRONX LEBANON HOSPITAL-MEDICAL CENTER		12	1	8%	13
ORLANDO HEALTH		2	11	85%	13
DEPARTMENT OF VETERANS AFFAIRS MEDICAL CENTER			13	100%	13
ADVENT HEALTH CENTRA CARE PALM COAST			13	100%	13
AHSE ROP		13			13
TYNDALL AFB			13	100%	13
MAGNOLIA DIAGNOSTIC			13	100%	13

COVID-19: testing by laboratory

Data through Aug 20, 2020 verified as of Aug 21, 2020 at 09:25 AM

Data in this report are provisional and subject to change.

The numbers in the table below represent the number of Florida and non-Florida residents for whom test results were received by the Department of Health. A person can be tested by more than one laboratory and can have both positive and negative results. **Therefore, the sum of the numbers in each column will be larger than the total number of people tested.**

Reporting lab	Inconclusive	Negative	Positive	Percent positive	Total
SOUTHEAST FAMILY HEALTHCARE CENTER			13	100%	13
UVMC MICROBIOLOGY		12			12
FLORIDA STATE HOSPITAL			12	100%	12
LAKE CITY VETERANS HOSPITAL			12	100%	12
TEN HEALTHCARE		2	10	83%	12
DOH		1	11	92%	12
FLORIDA DEPT OF HEALTH		4	8	67%	12
BROWARD DIALYSIS			12	100%	12
REDITUS LABORATORIES			12	100%	12
MINUTECLINIC DIAGNOSTIC OF RHODE ISLAND, LLC #1544		12			12
NEW YORK STATE ELR - SARATOGA HOSPITAL LABORATORY		11	1	8%	12
LEON CHD		12			12
TOTAL RENAL LABORATORIES INC		7	5	42%	12
ADVANCED URGENT CARE		10	2	17%	12
CONSOLIDATED LAB SERVICES		8	4	33%	12
BAYFRONT HEALTH PORT CHARLOTTE			12	100%	12
ADVENTHEALTH MEDICAL GROUP		10	2	17%	12
SELECT REFERENCE LABORATORIES, LLC			11	100%	11
BAYCARE OUTREACH LABORATORY SERVICES		1	10	91%	11
SUNCOAST COMMUNITY HEALTH CENTERS PEDIATRICS		6	5	45%	11
UPMC CHAUTAUQUA AT WCA LABORATORY		11			11
DELRAY MEDICAL CENTER LAB			11	100%	11
ST VINCENTS MEDICAL CENTER RIVERSIDE NURSING		1	10	91%	11
SHELBY COUNTY HEALTH CARE CORPORATION		8	3	27%	11
ESCAMBIA COMMUNITY CLINIC			11	100%	11
EMPIRE CITY LABORATORIES INC		1	10	91%	11
BOND CLINIC			11	100%	11
INDIAN RIVER MEDICAL CENTER		11			11
ALLIANCE PEDIATRICS			11	100%	11
ACHS		2	9	82%	11
FUNGAL REFERENCE LABORATORY		11			11
LAB INTERMARKET FACILITY LAB			11	100%	11
AMERICAN ESOTERIC LABORATORIES			11	100%	11
PPD		9	2	18%	11
FLORIDA COMMUNITY HEALTH CENTER OF ST. LUCIE			11	100%	11
NADAL PEDIATRICS - VICTORIA STREET (3385)			11	100%	11
LABCORP - MIAMI		4	6	60%	10
NEW YORK STATE ELR - CATHOLIC HEALTH SERVICES REGIONAL LABORATORY		8	2	20%	10
PARKWEST MEDICAL CENTER		9	1	10%	10
NEW JERSEY DEPARTMENT OF HEALTH COMMUNICABLE DISEASE SERVICE		3	7	70%	10
HIGHLANDS MEDICAL CENTER		10			10
MINUTE CLINIC INCORPORATE		9	1	10%	10
WESTPAC LABS			10	100%	10
TPCA CLINICAL LABORATORIES		7	3	30%	10
MEDICAL LABORATORY DIAGNOSTICS			10	100%	10
KEY PRIMARY CASE			10	100%	10

COVID-19: testing by laboratory

Data through Aug 20, 2020 verified as of Aug 21, 2020 at 09:25 AM

Data in this report are provisional and subject to change.

The numbers in the table below represent the number of Florida and non-Florida residents for whom test results were received by the Department of Health. A person can be tested by more than one laboratory and can have both positive and negative results. **Therefore, the sum of the numbers in each column will be larger than the total number of people tested.**

Reporting lab	Inconclusive	Negative	Positive	Percent positive	Total
CENTRA CARE – SOUTH ORANGE		6	4	40%	10
PERSONALIZED GENETIC TESTING			10	100%	10
PENSACOLA PEDIATRICS		3	7	70%	10
CORE LABORATORY		1	9	90%	10
BROWARD HEALTH CARE			10	100%	10
JACKSON NORTH MEDICAL CENTER		1	9	90%	10
VENICE REGIONAL MEDICAL CENTER			10	100%	10
NEW YORK STATE ELR - NEW YORK CITY DEPARTMENT OF HEALTH & MENTAL		9	1	10%	10
DOCTORS MEMORIAL FAMILY MEDICINE			10	100%	10
PROMEDICA LABORATORIES		9	1	10%	10
LAKE BALDWIN CBOC		9	1	10%	10
KEYS MEDICAL GROUP			9	100%	9
DYNAMIC DNA LAB		1	8	89%	9
ACADIAN DIAGNOSTIC LABORATORIES		8	1	11%	9
NEW YORK STATE ELR - GOOD SAMARITAN HOSPITAL LABORATORY		9			9
NEW YORK STATE ELR - VASSAR BROTHERS MEDICAL CENTER LABORATORY		9			9
FLORIDA HOSPITAL LABS			9	100%	9
MICHIGAN DEPARTMENT OF HEALTH AND HUMAN SERVICES			9	100%	9
BAY CARE OCCUPATIONAL CLINIC			9	100%	9
Diatherix Laboratories, LLC		3	6	67%	9
ADVENT HEALTH SEBRING			9	100%	9
CENTRA CARE – SAND LAKE			9	100%	9
ADVENTHEALTH CENTRA CARE CARROLLWOOD			9	100%	9
NEW YORK STATE ELR - LOURDES HOSPITAL INC		9			9
HUNTINGTON HOSPITAL LABORATORY		8	1	11%	9
BAY PINES VA		1	8	89%	9
THE COMMONWEALTH OF MASSACHUSETTS			8	100%	8
COMMUNITY HEALTH CENTER		2	6	75%	8
X-GENE MOLECULAR LABS		1	7	88%	8
NORTH CAROLINA DEPARTMENT OF HEALTH & HUMAN SERVICES			8	100%	8
SYLVESTER AT PLANTATION LABORATORY		7	1	13%	8
STATE LAB		1	7	88%	8
ST. JOSEPH HOSPITAL AND HEALTH CARE INC.			8	100%	8
NEIGHBORHOOD MEDICAL CENTER		8			8
NEW YORK STATE ELR - JAMES J PETERS VA MEDICAL CENTER		6	2	25%	8
GENEDX		5	3	38%	8
WOLFSON (USE BAPTIST)			8	100%	8
BAYONET POINT MEDICAL CENTER			8	100%	8
SPORTS DRUG TESTING LABORATORY			8	100%	8
UMHC/SYLVESTER AT KENDALL		1	7	88%	8
GENEUS DIAGNOSTICS			8	100%	8
NEW YORK STATE ELR - NORTH CENTRAL BRONX HOSP		7	1	13%	8
NEW YORK STATE ELR - ST PETER'S BENDER LABORATORY		8			8
ST VINCENT'S EAST LABORATORY		7	1	13%	8
BAYCARE LABORATORIES			8	100%	8
ADVENTHEALTH CENTRA CARE LAKE MARY		2	6	75%	8

COVID-19: testing by laboratory

Data through Aug 20, 2020 verified as of Aug 21, 2020 at 09:25 AM

Data in this report are provisional and subject to change.

The numbers in the table below represent the number of Florida and non-Florida residents for whom test results were received by the Department of Health. A person can be tested by more than one laboratory and can have both positive and negative results. **Therefore, the sum of the numbers in each column will be larger than the total number of people tested.**

Reporting lab	Inconclusive	Negative	Positive	Percent positive	Total
INTERLACHEN PEDIATRICS		6	2	25%	8
PRATTVILLE BAPTIST HOSPITAL		7	1	13%	8
DOCTOR'S IN HOUSE LAB			8	100%	8
ARCHBOLD MEMORIAL HOSPITAL/LAB		3	4	57%	7
UNIVERSITY HOSPITAL - STONY BROOK EASTERN		7			7
CENTRA CARE-LBV			7	100%	7
BOZEMAN HEALTH DEACONESS HOSPITAL		4	3	43%	7
NEW YORK STATE ELR - LABORATORY ALLIANCE OF CENTRAL NEW		7			7
NEW YORK STATE ELR - HUDSON VALLEY HOSPITAL CENTER LABORATORY		6	1	14%	7
CANTON-POTSDAM HOSPITAL LABORATORY		7			7
WATSON CLINIC LLP MAIN			7	100%	7
BIOFIRE			7	100%	7
NORTHWELL HEALTH PLAINVIEW HOSPITAL LABORATORY		5	2	29%	7
NORTHWEST FLORIDA COMMUNITY HOSPITAL		1	6	86%	7
ST CATHERINE OF SIENA HOSPITAL		7			7
CVS PHARMACY, INC DBA CVS/PHARMACY #5685		7			7
NEW YORK PRESBYTERIAN - ALLEN HOSPITAL		7			7
COMMUNITY HEALTH NORTHWEST FLORIDA			7	100%	7
HEALTHMARK REGIONAL HOSPITAL LAB		3	4	57%	7
LONGLEAF DIAGNOSTIC LABORATORIES		2	5	71%	7
ROCKLEDGE			7	100%	7
FLORIDA CLINICAL LAB			7	100%	7
ORMOND BEACH CENTRA CARE			7	100%	7
LEE MEMORIAL HEALTH PARK LAB			7	100%	7
SOUTHEAST ALABAMA MEDICAL CENTER			7	100%	7
FLORIDA DEPARTMENT OF HEALTH IN LAKE COUNTY		3	4	57%	7
FLORIDA DEPARTMENT OF HEALTH IN HILLSBOROUGH COUNTY			7	100%	7
NOAH CLINICAL LABORATORY			7	100%	7
CLEVELAND CLINIC			7	100%	7
PECONIC BAY MEDICAL CENTER LABORATORY		6	1	14%	7
NO NAME		5	2	29%	7
NORTH BAY HOSPITAL			7	100%	7
QUOTIENT SCIENCES			6	100%	6
TRUE HEALTH DIAGNOSTICS		1	5	83%	6
ST JOSEPH HOSPITAL		5	1	17%	6
LEE MEMORIAL LAB GULF COAST			6	100%	6
MICHIGAN DEPARTMENT OF COMMUNITY HEALTH		1	5	83%	6
BIOCEPT			6	100%	6
STATEN ISLAND UNIVERSITY HOSPITAL-POUCH		6			6
ST ELIZABETH MEDICAL CENTER LABORATORY		6			6
MONTEFIORE NEW ROCHELLE HOSPITAL		6			6
BAYCARE MEDICAL GROUP INC			6	100%	6
DOCTOR'S IN HOUSE LABORATORY			6	100%	6
FLORIDA HOSPITAL KISSIMMEE		4	2	33%	6
FLORIDA WOMAN CARE LABORATORY			6	100%	6
NEW YORK STATE ELR - JAMAICA HOSPITAL MEDICAL CENTER		6			6

COVID-19: testing by laboratory

Data through Aug 20, 2020 verified as of Aug 21, 2020 at 09:25 AM

Data in this report are provisional and subject to change.

The numbers in the table below represent the number of Florida and non-Florida residents for whom test results were received by the Department of Health. A person can be tested by more than one laboratory and can have both positive and negative results. **Therefore, the sum of the numbers in each column will be larger than the total number of people tested.**

Reporting lab	Inconclusive	Negative	Positive	Percent positive	Total
PHYSICIANS STAT			6	100%	6
LONGWOOD FAMILY PRACTICE		6			6
TAMIAMI LAB MILLENIUM			6	100%	6
ABBOTT			6	100%	6
PATHOGENIUS LABORATORIES		2	4	67%	6
COVANCE CENTRAL LABORATORY			6	100%	6
LEE COUNTY HEALTH DEPARTMENT		4	2	33%	6
BRANCH MEDICAL CLINIC			6	100%	6
BROOKWOOD BAPTIST MEDICAL CENTER		6			6
Maury Regional Hospital		4	2	33%	6
HEART OF FLORIDA HMA			6	100%	6
HEALTH CARE LABORATORY SERVICES			6	100%	6
LABCORP NEW PORT RICHEY			6	100%	6
LAB CORP OF AMERICA		2	4	67%	6
ADVENTHEALTH PEDIATRICS/LAKE MARY PEDS		5	1	17%	6
ACH			6	100%	6
ADVENTHEALTH CENTRA CARE ORMOND BEACH			6	100%	6
CREATIVE TESTING SOLUTIONS			6	100%	6
BioReference Laboratories, Inc			6	100%	6
PALM BEACH PATHOLOGY		4	2	33%	6
SANTA ROSA MEDICAL CENTER CLINICAL LAB		2	3	60%	5
LAKELAND REGIONAL HEALTH			5	100%	5
LABCORP BURLINGTON CYTO		4	1	20%	5
LABCORP DIAGNOSTICS-MIAMI		2	3	60%	5
ADVENTHEALTH ZEPHYRHILLS			5	100%	5
INDIAN RIVER CHD VERO BEACH		4	1	20%	5
Point of Care Testing			5	100%	5
LABCORP - NAPLES			5	100%	5
FLOWERS HOSPITAL		1	4	80%	5
XRL SXF REF LAB		5			5
AIM LABORATORIES			5	100%	5
AEL KNOXVILLE			5	100%	5
FRANCES WARDE MEDICAL LABORATORY		2	3	60%	5
JFK MEDICAL CENTER NORTH LAB			5	100%	5
CENTRA CARE - APOPKA			5	100%	5
BIOTECH			5	100%	5
TMH PHYSICIAN PARTNERS - MONTICELLO		5			5
MANATEE PEDIATRICS			5	100%	5
CHILDREN'S HOSPITAL OF PHILADELPHIA		5			5
DALE MEDICAL CENTER		2	3	60%	5
NEW YORK STATE ELR - SOUTHSIDE HOSPITAL NORTHWELL HEALTH LABORATORY		4	1	20%	5
NICHOLS INSTITUTE QUEST DIAGNOSTICS		2	3	60%	5
THE VILLAGES CLINICAL LAB		4	1	20%	5
BROWARD COUNTY HEALTH DEPT.			5	100%	5
COMMUNITY HEALTH OF SOUTH FLORIDA			5	100%	5
TALLAHASSEE PRIMARY CARE ASSOC, PA		5			5

COVID-19: testing by laboratory

Data through Aug 20, 2020 verified as of Aug 21, 2020 at 09:25 AM

Data in this report are provisional and subject to change.

The numbers in the table below represent the number of Florida and non-Florida residents for whom test results were received by the Department of Health. A person can be tested by more than one laboratory and can have both positive and negative results. **Therefore, the sum of the numbers in each column will be larger than the total number of people tested.**

Reporting lab	Inconclusive	Negative	Positive	Percent positive	Total
Cleveland Clinic Laboratories		1	4	80%	5
BOCA RATON REGIONAL HOSPITAL LAB			5	100%	5
DCH REGIONAL MEDICAL CENTER LABORATORY		5			5
DOH JACKSONVILLE CENTRAL LABORATORY		3	2	40%	5
LEHIGH VALLEY HOSPITAL		3	2	40%	5
COLORADO DEPARTMENT OF PUBLIC HEALTH AND ENVIRONMENT			5	100%	5
UPMC HEALTH SYSTEM		4	1	20%	5
ARNOT OGDEN MEDICAL CENTER LABORATORY		5			5
ASCENSION ST. VINCENT'S PRIMARY CARE			5	100%	5
LAWTON CHILES HEALTH CENTER			5	100%	5
CHEMISYS LABORATORIES			5	100%	5
TREE HOUSE PEDIATRICS		5			5
ST ANTHONY NORTH			5	100%	5
SPECIALITY LABORATORIES,INC		4	1	20%	5
UNKNOWN LAB			5	100%	5
MINUTE CLINIC LLC #2216		5			5
STATEN ISLAND UNIVERSITY HOSPITAL SEGUINE AVE		4			4
PEDIATRIC HEALTH CARE ALLIANCE			4	100%	4
TA LABCORP TAMPA			4	100%	4
NEW YORK STATE ELR - BROOKLYN HOSPITAL CENTER DOWNTOWN CAMPUS		4			4
SOUTHWESTERN REGIONAL MEDICAL CENTER - TULSA		4			4
STATEN ISLAND UNIVERSITY HOSPITAL		4			4
QUEST DIAGNOSTICS- MELBOURNE			4	100%	4
QUEST DIAGNOSTIC INC TECHNICAL			4	100%	4
NEW YORK STATE ELR - SAMARITAN HOSPITAL LABORATORY		4			4
VA GULF COAST VETERANS HEALTH CARE SYSTEM			4	100%	4
OKLAHOMA STATE UNIVERSITY DIAGNOSTIC LAB			4	100%	4
ST VINCENT'S CHILTON		3	1	25%	4
PRIMARY CARE OF THE TREASURE COAST			4	100%	4
PRECISION LABS LLC		1	3	75%	4
NEWYORK-PRESBYTERIAN/ LAWRENCE HOSPITAL LABORATORY		4			4
QUEST DIAGNOSTIC			4	100%	4
THOMAS JEFFERSON UNIVERSITY HOSPITAL		4			4
FISHERMEN'S HOSPITAL			4	100%	4
MISSOURI DEPARTMENT OF HEALTH AND SENIOR SERVICES			4	100%	4
MINUTECLINIC DIAGNOSTIC OF TEXAS, LLC		4			4
BAPTIST MEDICAL CENTER EAST		2	2	50%	4
MALABAR/ADVENT CENTRA CARE			4	100%	4
AMEERAH LABS			4	100%	4
INTERMARKET FACILITY			4	100%	4
COVENIENT CARE MEDICAL CLINIC			4	100%	4
ILLINOIS DEPT OF PUBLIC HEALTH LAB - SPRINGFIELD			4	100%	4
FINLAY C. LABORATORY		3	1	25%	4
METHODIST MEDICAL CENTER		3	1	25%	4
METRO KNOXVILLE HMA		4			4
BEAUMONT LABORATORY			4	100%	4

COVID-19: testing by laboratory

Data through Aug 20, 2020 verified as of Aug 21, 2020 at 09:25 AM

Data in this report are provisional and subject to change.

The numbers in the table below represent the number of Florida and non-Florida residents for whom test results were received by the Department of Health. A person can be tested by more than one laboratory and can have both positive and negative results. **Therefore, the sum of the numbers in each column will be larger than the total number of people tested.**

Reporting lab	Inconclusive	Negative	Positive	Percent positive	Total
MEDLOGIC, LLC		1	3	75%	4
GENUS3		1	3	75%	4
BAY CARE			4	100%	4
BAPTIST MEDICAL PLAZA AT DORAL URGENT CARE CENTER		4			4
HEALTHQUEST LABORATORIES			4	100%	4
METROPOLITAN HOSPITAL CENTER		4			4
CAPITAL HEALTH PLAN LABORATORIES			4	100%	4
EXPRESS TESTING-ONE			4	100%	4
LINCOLN MEDICAL AND MENTAL HEALTH CENTER		4			4
DTR LABS		3	1	25%	4
IRL MARKET LAB			4	100%	4
NEW HAMPSHIRE DEPARTMENT OF HEALTH AND HUMAN SERVICES		3	1	25%	4
EMERALD COAST URGENT CARE			4	100%	4
DORAL URGENT CARE			4	100%	4
EMERGENCY MEDICAL CENTER			4	100%	4
GENUS DIAGNOSTICS			4	100%	4
DAVITA LABORATORY		4			4
CELAL GUROL ERBAY, MD			3	100%	3
PALMS WEST HOSPITAL			3	100%	3
NORTH NAPLES HOSPITAL RESPIRATORY THERAPY DEPARTMENT			3	100%	3
SIGNATURE CARE PFLUGERVILLE			3	100%	3
MARSHALL MEDICAL CENTER SOUTH LAB		2	1	33%	3
SHELBY BAPTIST MEDICAL CENTER		1	2	67%	3
BIODESIX, INC.		3			3
BIO-REFERENCE LABORATORIES			3	100%	3
QUEST ELR		2	1	33%	3
NORTH BROWARD HOSPITAL DISTRICT HEALTHCARE FOR THE HOMELESS			3	100%	3
FLORIDA HOSPITAL			3	100%	3
CALHOUN LIBERTY HOSPITAL			3	100%	3
TOTAL ACCESS URGENT CARE			3	100%	3
TIMBER RIDGE LABORATORY			3	100%	3
CENTRA CARE - LAKE NONA		1	2	67%	3
FAMILY HEALTH CENTERS OF SWF LABS			3	100%	3
CORAL GABLES HOSPITAL			3	100%	3
LABCORP RARITAN		3			3
DOCTOR'S IN-HOUSE LAB/COMMUNITY HEALTH CENTERS OF PINELLAS -PINELLAS P			3	100%	3
PALM BEACH COUNTY HEALTH DEPARTMENT LABORATORY			3	100%	3
NOVANT HEALTH INPATIENT CARE			3	100%	3
ST LUKES HOSPITAL LABORATORY		2	1	33%	3
DEACONESS HOSPITAL			3	100%	3
LAKE WALES MEDICAL CENTER INC			3	100%	3
SAMARITAN MEDICAL CENTER		3			3
CENTRAL FLORIDA HEALTH CARE INC			3	100%	3
NORTHSHORE UNIVERSITY HEALTHSYSTEM EVANSTON HOSPITAL LAB			3	100%	3
CENTRA CARE HUNTER'S CREEK			3	100%	3
EISENHOWER ARMY MEDICAL CENTER			3	100%	3

COVID-19: testing by laboratory

Data through Aug 20, 2020 verified as of Aug 21, 2020 at 09:25 AM

Data in this report are provisional and subject to change.

The numbers in the table below represent the number of Florida and non-Florida residents for whom test results were received by the Department of Health. A person can be tested by more than one laboratory and can have both positive and negative results. **Therefore, the sum of the numbers in each column will be larger than the total number of people tested.**

Reporting lab	Inconclusive	Negative	Positive	Percent positive	Total
NORTHERN DUTCHESS HOSPITAL LABORATORY		3			3
COMMUNITY HEALTH CENTERS OF PINELLAS, INC.			3	100%	3
DOCTORS URGENT CARE			3	100%	3
DOH-TAMPA BRANCH LABORATORY (MLK BLVD)			3	100%	3
SOUTH GEORGIA MEDICAL CENTER			3	100%	3
SUNCOAST URGENT CARE			3	100%	3
ACCESS HEALTH CARE		2	1	33%	3
VA OUTPATIENT			3	100%	3
WALGREENS #5317		3			3
NEW YORK STATE ELR - JACOBI MEDICAL CENTER		3			3
PRECISION GENETICS			3	100%	3
NEW YORK STATE ELR - ORANGE REGIONAL MEDICAL CENTER LABORATORY		3			3
VIRTUA VOORHEES HOSPITAL		3			3
JOE DIMAGGIO CHILDREN'S HOSPITAL		1	2	67%	3
BARONESS ERLANGER HOSPITAL		3			3
QUATRACOR PLLC		3			3
WAKEMED		1	2	67%	3
VIRGINIA DIVISION OF CONSOLIDATED LABORATORIES			3	100%	3
JOHNS HOPKINS MEDICAL LABORATORIES		1	2	67%	3
NEW YORK STATE ELR - LONG ISLAND JEWISH MED CTR		3			3
MONTEFIORE ST LUKE'S CORNWALL HOSPITAL		2	1	33%	3
ILLINOIS DEPARTMENT OF PUBLIC HEALTH			3	100%	3
PUBLIC HEALTH LAB		3			3
AMERICAN FAMILY CARE- ORANGE BEACH			3	100%	3
PENNSYLVANIA DEPARTMENT OF HEALTH BUREAU OF LABORATORIES			3	100%	3
BAYCARE OUTREACH LABORATORY HOSPITAL			3	100%	3
JACKSON SOUTH COMMUNITY HOSPITAL LAB			3	100%	3
KEY WEST URGENT CARE, INC		3			3
AFC URGENT CARE			3	100%	3
ADVENTHEALTH CENTRA CARE CITRUS PARK			3	100%	3
GULF COAST MEDICAL GROUP			3	100%	3
BEEBE MEDICAL CENTER LABORATORY		3			3
MIAMI CANCER INSTITUTE			3	100%	3
PINELLAS COUNTY HEALTH DEPARTMENT		2	1	33%	3
WOODHULL MEDICAL AND MENTAL HEALTH CTR		3			3
ALACHUA COUNTY HEALTH DEPARTMENT			3	100%	3
MHHS All Lab Subsection		3			3
BAYFRONT HEALTH PUNTA GORDA			3	100%	3
WESLEY CHAPEL INTERNAL MEDICINE AND PEDIATRICS			3	100%	3
NAPHCARE, INC.			3	100%	3
JACKSON LABORATORY OF GENOMIC MEDICINE		2			2
EXECUTIVE MEDICAL SERVICES		2			2
EXOSOME DIAGNOSTICS		2			2
SCDHEC BUREAU OF LABORATORIES			2	100%	2
INTERNAL MEDICINE ASSOCIATES-DUNELLON			2	100%	2
IOWA DEPARTMENT OF PUBLIC HEALTH			2	100%	2

COVID-19: testing by laboratory

Data through Aug 20, 2020 verified as of Aug 21, 2020 at 09:25 AM

Data in this report are provisional and subject to change.

The numbers in the table below represent the number of Florida and non-Florida residents for whom test results were received by the Department of Health. A person can be tested by more than one laboratory and can have both positive and negative results. **Therefore, the sum of the numbers in each column will be larger than the total number of people tested.**

Reporting lab	Inconclusive	Negative	Positive	Percent positive	Total
SANFORD REGIONAL HOSPITAL WORTHINGTON		2			2
POINT WASHINGTON MEDICAL CLINIC			2	100%	2
YORK HOSPITAL - LABORATORY			2	100%	2
GUTHRIE MEDICAL GROUP LABORATORIES		2			2
FLORIDA PEDIATRICS			2	100%	2
FORT SANDERS REGIONAL LABORATORY		2			2
QUEST DIAGNOSTICS INCORPORATED			2	100%	2
HEALTH FIRST IBM-UX			2	100%	2
FLORIDA MEDICAL CLINIC PA		2			2
GEISINGER MEDICAL CENTER		2			2
QUEST DIAGNOSTICS-OCALA-SW HIGHWAY 200		2			2
QUEST DIAGNOSTICS-OCALA-SE 3RD		2			2
GRAND ST PAUL CVS		2			2
GALEN BAYLOR EXTENSION		2			2
GEORGIA DEPARTMENT OF PUBLIC HEALTH			2	100%	2
RUSH UNIVERSITY MEDICAL CENTER LABORATORY			2	100%	2
FLORIDA CLINICAL LABORATORY INC			2	100%	2
ROCKEFELLER UNIVERSITY CLINICAL GENOMICS LABORATOR		2			2
FCHC (OB)-DARWIN SQUARE CTR.			2	100%	2
PREMIER LABORATORY SERVICES, LLC			2	100%	2
PREMIER MEDICAL LABORATORY			2	100%	2
RICHMOND UNIVERSITY MEDICAL CENTER		1	1	50%	2
QUEENS HOSPITAL CENTER		2			2
FLORIDA HEALTH CARE PLANS			2	100%	2
HOME ACCESS HEALTH			2	100%	2
HELIX DIAGNOSTICS			2	100%	2
RIVERVIEW REGIONAL MEDICAL CENTER		2			2
BAY CARE LAB SERVICES/ST. ANTHONY'S HOSPITAL			2	100%	2
UNIVERSITY OF WASHINGTON MEDICAL CENTER			2	100%	2
UNIVERSITY OF MIAMI			2	100%	2
URGENT CARE TCMA			2	100%	2
VERMONT DEPARTMENT OF HEALTH LABORATORY		1	1	50%	2
ARNOLD PALMER HOSPITAL LABORATORY			2	100%	2
UT MEMPHIS UNIVERSITY HEALTH SERVICES			2	100%	2
UNIVERSITY OF KANSAS MEDICAL CENTER			2	100%	2
UK HEALTHCARE			2	100%	2
UCLA HEALTHCARE CLINICAL LABS			2	100%	2
UC CORAL GABLES			2	100%	2
UNIVERSITY HOSPITAL			2	100%	2
UNIVERSITY OF CHICAGO MEDICAL CENTER LAB			2	100%	2
BAYFRONT MEDICAL			2	100%	2
UNIVERSITY HOSPITAL OF BROOKLYN		2			2
ALABAMA DEPARTMENT OF PUBLIC HEALTH			2	100%	2
WATAUGA MEDICAL CENTER		1	1	50%	2
ALLIANCE LABS @LRMC			2	100%	2
ADVENTHEALTH CENTRA CARE BRANDON			2	100%	2

COVID-19: testing by laboratory

Data through Aug 20, 2020 verified as of Aug 21, 2020 at 09:25 AM

Data in this report are provisional and subject to change.

The numbers in the table below represent the number of Florida and non-Florida residents for whom test results were received by the Department of Health. A person can be tested by more than one laboratory and can have both positive and negative results. **Therefore, the sum of the numbers in each column will be larger than the total number of people tested.**

Reporting lab	Inconclusive	Negative	Positive	Percent positive	Total
ADVANCED MEDICAL CARE			2	100%	2
ADVANCED URGENT CARE CENTER OF THE UPPER KEYS			2	100%	2
WHOLE CHILD PEDIATRICS			2	100%	2
ALTRU DIAGNOSTICS INC			2	100%	2
VIRACOR		1	1	50%	2
VIGILINT HEALTHCARE		1	1	50%	2
AMERICAN MEDICAL LABORATORIES			2	100%	2
VIRTUA MEMORIAL HOSPITAL BURLINGTON COUNTY			2	100%	2
WALGREENS #10775		2			2
ALVERNO CLINICAL LABORATORIES			2	100%	2
VRL EUROFINIS			2	100%	2
UAB		1	1	50%	2
CONSOLIDATED LABORATORY SERVICES			2	100%	2
ST PETERSBURG PEDIATRICS-EAST BAY			2	100%	2
CVS PHARMACY, INC DBA CVS/PHARMACY #10581		2			2
CONNECTDX			2	100%	2
ST. JOSEPH REGIONAL MEDICAL CENTER			2	100%	2
COMPUNET CLINICAL LAB			2	100%	2
CONEMAUGH MEMORIAL MEDICAL CENTER		2			2
ST JOSEPHS CHILDRENS HOSPITAL OUTREACH			2	100%	2
SHARP MEMORIAL HOSPITAL MICROBIOLOGY DEPT			2	100%	2
ENGLEWOOD HOSPITAL AND MEDICAL CENTER			2	100%	2
ERIE COUNTY MEDICAL CTR CLINICAL LABS		2			2
SOUTHEAST GEORGIA HEALTH SYSTEM			2	100%	2
ST CHARLES HOSPITAL LABORATORY		2			2
SSM HEALTH ST LOUIS MICROBIOLOGY LABORATORY		1	1	50%	2
SPARROW CENTRAL LAB			2	100%	2
TREASURE COAST COMMUNITY HEALTH			2	100%	2
BIRMINGHAM VAMC		1	1	50%	2
TITUSVILLE/ADVENT CENTRA CARE			2	100%	2
BIO-TECH CLINICAL LABORATORIES			2	100%	2
BETH ISRAEL DEACONESS MEDICAL CENTER			2	100%	2
BFT LAB			2	100%	2
TROY REGIONAL MEDICAL CENTER		1	1	50%	2
THOMAS LANGLEY			2	100%	2
CELERION			2	100%	2
Cleveland Clinic Weston			2	100%	2
COLLIER COUNTY HEALTH DEPT.			2	100%	2
TALLAHASSEE MEMORIAL HEALTHCARE FAMILY MED RESIDENCY			2	100%	2
THE UNIVERSITY OF VERMONT MEDICAL CENTER		2			2
CAPTAIN JAMES A. LOVELL FEDERAL HEALTHCARE CENTER			2	100%	2
TANNER MEDICAL CENTER EAST AL		2			2
NEW YORK STATE ELR - NEW YORK PRESBYTERIAN-LOWER MANHATTAN		2			2
LABCORP PHOENIX			2	100%	2
LABCORP - OHIO			2	100%	2
LABCORP - STUART		1	1	50%	2

COVID-19: testing by laboratory

Data through Aug 20, 2020 verified as of Aug 21, 2020 at 09:25 AM

Data in this report are provisional and subject to change.

The numbers in the table below represent the number of Florida and non-Florida residents for whom test results were received by the Department of Health. A person can be tested by more than one laboratory and can have both positive and negative results. **Therefore, the sum of the numbers in each column will be larger than the total number of people tested.**

Reporting lab	Inconclusive	Negative	Positive	Percent positive	Total
MINUTECLINIC DIAGNOSTIC OF RHODE ISLAND, LLC #590		2			2
NORTHERN LIGHT LABORATORY			2	100%	2
MI2297090CV HOLLAND-23D2189684		2			2
MINUTECLINIC DIAGNOSTIC		1	1	50%	2
LAKE MARY KIDS CENTRA CARE			2	100%	2
NEW YORK STATE ELR - GLENS FALLS HOSPITAL DEPARTMENT OF PATHOLOGY		2			2
LAB CORP PHOENIX			2	100%	2
KETTERING HEALTH			2	100%	2
NEW YORK STATE ELR - ERIE COUNTY PUBLIC HEALTH CLINICAL		2			2
LABCORP - BRANDON		2			2
NEW YORK STATE ELR - LONG ISLAND JEWISH VALLEY STREAM		2			2
LABCORP - LEESBURG			2	100%	2
MONTANA PUBLIC HEALTH LAB			2	100%	2
MONROE COUNTY HOSPITAL		2			2
LEESBURG REGIONAL MEDICAL CENTER		1	1	50%	2
MADISON COUNTY MEMORIAL HOSP		1	1	50%	2
NOVANT HEALTH GOHEALTH URGENT CARE-HARRISBURG			2	100%	2
NLC LABS			2	100%	2
OHIO DEPARTMENT OF HEALTH LABORATORY		2			2
NOT INDICATED			2	100%	2
NORTH FLORIDA PEDIATRICS JASPER			2	100%	2
MAYO			2	100%	2
NORTH DAKOTA DEPT OF HEALTH MICROBIOLOGY			2	100%	2
MAILBOX DIAGNOSTICS		1	1	50%	2
ONslow MEMORIAL HOSPITAL LABORATORY		2			2
MEMORIAL SLOAN KETTERING CANCER CENTER		1	1	50%	2
LEGACY LABORATORY SERVICES			2	100%	2
LINCOLN DIAGNOSTIC LAB		2			2
OMNICARE PHARMACY OF TEXAS 1, LP DBA OMNICARE		2			2
MEDRITE			2	100%	2
OHIO STATE UNIVERSITY MEDICAL CENTER			2	100%	2
OMNI			2	100%	2
OKLAHOMA STATE DEPARTMENT OF HEALTH-PUBLIC HEALTH LABORATORY			2	100%	2
NEW YORK STATE ELR - COLUMBIA MEMORIAL HOSPITAL LABORATORY		2			2
NEW YORK STATE DEPARTMENT OF HEALTH		1	1	50%	2
JOHN D. ARCHBOLD MEM. HOSPITAL			2	100%	2
PIEDMONT HOSPITAL LAB			2	100%	2
MIDMICHIGAN MEDICAL CENTER			2	100%	2
NEW YORK STATE ELR - AUBURN COMMUNITY HOSPITAL		2			2
JRS LABORATORY			2	100%	2
NEW YORK STATE ELR - BELLEVUE HOSPITAL CENTER DEPARTMENT		2			2
SARASOTA MEMORIAL MEDICAL URGENT CARE CENTER			2	100%	2
NEBRASKA MEDICAL CENTER			2	100%	2
JOHNSON CITY MEDICAL CENTER		1	1	50%	2
PHYSICIANS LABORATORY SERVICES			2	100%	2
ADVANCED MEDICAL LABORATORIES (AML)			1	100%	1

COVID-19: testing by laboratory

Data through Aug 20, 2020 verified as of Aug 21, 2020 at 09:25 AM

Data in this report are provisional and subject to change.

The numbers in the table below represent the number of Florida and non-Florida residents for whom test results were received by the Department of Health. A person can be tested by more than one laboratory and can have both positive and negative results. **Therefore, the sum of the numbers in each column will be larger than the total number of people tested.**

Reporting lab	Inconclusive	Negative	Positive	Percent positive	Total
MEDCOMP SCIENCES, LLC			1	100%	1
TRINITAS REGIONAL MEDICAL CENTER			1	100%	1
MDS PHARMA SERVICES		1			1
TRUMAN MEDICAL CENTER - HOSPITAL HILL			1	100%	1
NORDX			1	100%	1
UF KANAPAHA LAB BEAKER		1			1
MEDONE URGENT CARE			1	100%	1
MEDICAL CENTER AT OCEAN REEF			1	100%	1
BERKSHIRE MEDICAL CENTER			1	100%	1
TUFTS MEDICAL CENTER			1	100%	1
ADVANCED LABORATORY SERVICES			1	100%	1
MEDICAL CLINIC OF HOUSTON			1	100%	1
MEDICAL ARTS LABORATORY			1	100%	1
MEDICAL CENTER ENTERPRISE			1	100%	1
BELLIN HEALTH LAB			1	100%	1
BAYLOR COLLEGE OF MEDICINE			1	100%	1
WIMAUMA COMMUNITY HEALTH CENTER		1			1
BAYLOR ESOTERIC AND MOLECULAR LAB			1	100%	1
BAYONET POINT HOSPITAL LAB			1	100%	1
MEMORIAL HERMANN CONSOLIDATED LABORATORY SERVICES			1	100%	1
MERCY - NORTH IOWA			1	100%	1
UNIVERSITY OF BALTIMORE WASHINGTON MEDICAL CENTER			1	100%	1
UNIVERSITY LAB			1	100%	1
UNIVERSITY HOSPITALS OF CLEVELAND			1	100%	1
WILMINGTON VA MEDICAL CENTER			1	100%	1
UNITED LABORATORY SERVICE			1	100%	1
MEMORIAL HEALTH UNIVERSITY MEDICAL CENTER			1	100%	1
BEAUFORT MEMORIAL			1	100%	1
BEAUMONT HOSPITAL, GROSSE POINTE			1	100%	1
BEAUMONT REFERENCE LABORATORY			1	100%	1
MEDSTAR HARBOR HOSPITAL			1	100%	1
BAYSHORE LABORATORY			1	100%	1
UNITED HEALTHCARE			1	100%	1
ADVANCED URGENT CARE OF MARATHON			1	100%	1
UNC HOSPITAL/MCLENDON CLINICAL LABORATORIES			1	100%	1
UNITED CLINICAL LABORATORIES			1	100%	1
MD NOW URGENT CARE CENTER INC.			1	100%	1
TAMPA GENERAL MEDICAL GROUP LABORATORY HEALTHPARK			1	100%	1
MARSHFIELD LABORATORIES			1	100%	1
CAROLINAS HEALTHCARE SYSTEM LAB			1	100%	1
TAMPA		1			1
CAROMONT HEALTH			1	100%	1
CARL R DARNALL ARMY MEDICAL CENTER			1	100%	1
TEXAS DEPARTMENT OF STATE HEALTH SERVICES			1	100%	1
MC DIAGNOSTIC OF CONNECTICUT PC #459		1			1
CALIFORNIA PUBLIC HEALTH LABORATORY			1	100%	1

COVID-19: testing by laboratory

Data through Aug 20, 2020 verified as of Aug 21, 2020 at 09:25 AM

Data in this report are provisional and subject to change.

The numbers in the table below represent the number of Florida and non-Florida residents for whom test results were received by the Department of Health. A person can be tested by more than one laboratory and can have both positive and negative results. **Therefore, the sum of the numbers in each column will be larger than the total number of people tested.**

Reporting lab	Inconclusive	Negative	Positive	Percent positive	Total
MARYLAND DEPARTMENT OF HEALTH AND MENTAL HYGIENE			1	100%	1
TENNESSEE DOH - KNOXVILLE			1	100%	1
SYNERGENE LABORATORY			1	100%	1
MARION COUNTY HEALTH DEPARTMENT			1	100%	1
MARINA DEL REY HOSPITAL LAB			1	100%	1
SUNY UPSTATE MEDICAL UNIVERSITY			1	100%	1
SV MOBILE HEALTH			1	100%	1
CELEBRATION HOSPITAL			1	100%	1
CBC LAB			1	100%	1
CATHOLIC HEALTH SYSTEM DEPT LABORATORY		1			1
CEDARS-SINAI MEDICAL CENTER			1	100%	1
NORTH SHORE HEMATOLOGY-ONCOLOGY ASSOCIATES, PC		1			1
NORTH RIVER FAMILY HEALTH CENTER			1	100%	1
TIMPANOGOS REGIONAL HOSPITAL			1	100%	1
NORTH CAROLINA STATE LABORATORY OF PUBLIC HEALTH, SPECTRUM LAB NETWORK			1	100%	1
ACL LABORATORIES INDUSTRIAL TOXICOLOGY			1	100%	1
TIEHH BIOTERRORISM RESPONSE LAB			1	100%	1
ACCESSLAB		1			1
BLOOD SYSTEMS LABORATORIES			1	100%	1
BIOMERIEUX			1	100%	1
BIODORON LABORATORIES			1	100%	1
NEW YORK CITY DEPARTMENT OF HEALTH			1	100%	1
MD 365 MEDICAL CARE PLLC		1			1
NORTH BROWARD MEDICAL CENTER			1	100%	1
THE HEART HOSPITAL BAYLOR PLANO			1	100%	1
BRISTOL REGINAL MEDICAL CENTER			1	100%	1
BROOKSVILLE REGIONAL HOSPITAL			1	100%	1
CAH ACQUISITION COMPANY 11 LLC			1	100%	1
THE CHILDREN'S HOSPITAL OF PHILADELPHIA		1			1
BRANDON OUTREACH CLINIC			1	100%	1
MCH PHYSICIANS GROUP			1	100%	1
BLOUNT MEMORIAL HOSPITAL		1			1
BLUEWATER TOXICOLOGY			1	100%	1
ACCESS HEALTH CARE PHYSICIANS			1	100%	1
BMC/JACSONVILLE		1			1
MINUTECLINIC DIAGNOSTICS MEDICAL GROUP		1			1
NEW YORK STATE ELR - MONTEFIORE MEDICAL CENTER LABORATORIES - WEILER			1	100%	1
WEST KENDALL HOSPITAL			1	100%	1
AFC PATRIOT URGENT CARE			1	100%	1
VIDANT MEDICAL CENTER			1	100%	1
MISSOURI DEPARTMENT OF HEALTH AND SENIOR SERVICES - STATE PH LAB		1			1
MOLECULAR PATHOLOGY LABORATORY			1	100%	1
NATIONWIDE LABORATORY SERVICES		1			1
AMERICAN FAMILY CARE			1	100%	1
NEW YORK STATE ELR - MERCY MEDICAL CENTER		1			1
Viracor Eurofins			1	100%	1

COVID-19: testing by laboratory

Data through Aug 20, 2020 verified as of Aug 21, 2020 at 09:25 AM

Data in this report are provisional and subject to change.

The numbers in the table below represent the number of Florida and non-Florida residents for whom test results were received by the Department of Health. A person can be tested by more than one laboratory and can have both positive and negative results. **Therefore, the sum of the numbers in each column will be larger than the total number of people tested.**

Reporting lab	Inconclusive	Negative	Positive	Percent positive	Total
VELOCITY CARE			1	100%	1
ADVENTIST HINSDALE HOSPITAL LABORATORY			1	100%	1
ASCENSION ST. MICHAEL'S HOSPITAL LAB			1	100%	1
AVERA ST. MARY'S HOSPITAL			1	100%	1
ATHENS LIMESTONE HOSPITAL		1			1
WEST PACIFIC MEDICAL LABORATORY			1	100%	1
VETERANS OUTPATIENT CLINIC			1	100%	1
APPALACHIAN REGIONAL HEALTHCARE SYSTEM		1			1
APS-SUMMIT CARE PHARMACY, LLC DBA OMNICARE		1			1
ARKANSAS DEPARTMENT OF HEALTH			1	100%	1
MINUTECLINIC DIAGNOSTIC OF TEXAS, LLC #2580		1			1
MONROE COUNTY HEALTH DEPARTMENT			1	100%	1
WELLINGTON WEST 100176			1	100%	1
Walker BaptistMedCtr			1	100%	1
WELLSNOW URGENT CARE		1			1
MORTON PLANT			1	100%	1
MOUNT DORA PEDIATRICS		1			1
WARD MEMORIAL HOSPITAL		1			1
ALLIANCE LABORATORY SERVICES			1	100%	1
Mt Sinai Aventura			1	100%	1
ALABAMA REFERENCE LAB			1	100%	1
WASHINGTON STATE DEPARTMENT OF HEALTH PUBLIC HEALTH LABORATORIES			1	100%	1
MPG JACKSONVILLE ATLANTIC BLVD		1			1
MONTANA DEPARTMENT OF PUBLIC HEALTH & HUMAN SERVICES			1	100%	1
AMD			1	100%	1
VITAE DIAGNOSTICS			1	100%	1
VISITING PHYSICIANS ASSOCIATION LABORATORY		1			1
AFFILIATED LABORATORIES INC			1	100%	1
MONTEFIORE NYACK HOSPITAL AFFILIATED LABORATORY		1			1
MUNSON MEDICAL CENTER			1	100%	1
WALGREENS #09353		1			1
WALGREENS #07388		1			1
WEST			1	100%	1
WALGREENS #04417		1			1
AZALEA HEALTH			1	100%	1
UNKNOWN - MI			1	100%	1
BAYCARE ALLIANT HOSPITAL			1	100%	1
BAYCARE MEDICAL GROUP			1	100%	1
UNK			1	100%	1
BAYCARE OUTREACH LAB			1	100%	1
MID FLORIDA CLINICAL LABORATORY			1	100%	1
URGENT CARE NEW SMYRNA BEACH			1	100%	1
MINUTE CLINIC DIAGNOSTIC OF VIRGINIA		1			1
ADVENTHEALTH CENTRA CARE - KID'S CARE			1	100%	1
MID FLORIDA COMMUNITY SERVICES			1	100%	1
BASCOM PALMER-MICRO LAB			1	100%	1

COVID-19: testing by laboratory

Data through Aug 20, 2020 verified as of Aug 21, 2020 at 09:25 AM

Data in this report are provisional and subject to change.

The numbers in the table below represent the number of Florida and non-Florida residents for whom test results were received by the Department of Health. A person can be tested by more than one laboratory and can have both positive and negative results. **Therefore, the sum of the numbers in each column will be larger than the total number of people tested.**

Reporting lab	Inconclusive	Negative	Positive	Percent positive	Total
UNIVERSITY OF IOWA HOSPITALS & CLINICS			1	100%	1
MERCY HEALTH—MUSKEGON		1			1
WILLIAM A HINTON STATE LABORATORY INSTITUTE			1	100%	1
MERCY HEALTH LAB			1	100%	1
UNIVERSITY OF FLORIDA			1	100%	1
UNIVERSITY OF MARYLAND MEDICAL CENTER			1	100%	1
UNIVERSITY OF MISSOURI HEALTH CARE			1	100%	1
MIAMI BEACH URGENT CARE			1	100%	1
NEW YORK STATE ELR - ST BARNABAS HOSPITAL		1			1
MHS LAB		1			1
ADVENT HEALTH NEW SMYRNA BEACH			1	100%	1
URGENT CARE WEST CLINIC			1	100%	1
VA HOSPITAL PATH & LAB			1	100%	1
BAPTIST HEALTH MEDICAL CENTER			1	100%	1
VA HOSPITAL			1	100%	1
VA GREATER LOS ANGELES HEALTH CARE SYSTEM			1	100%	1
BAPTIST HEALTH URGENT CARE AT KENDALL LAKES			1	100%	1
VA OUT PATIENT CENTER			1	100%	1
BAPTIST HEALTH EXPRESS CARE AT KEY BISCAYNE			1	100%	1
BAPTIST ER TOWN CTR			1	100%	1
VALLEY HOSPITAL MEDICAL CENTER		1			1
MINUTECLINIC DIAGNOSTIC OF TEXAS		1			1
VA OUTPATIENT CLINIC			1	100%	1
NDX-CORE LAB			1	100%	1
UT AUSTIN UNIVERSITY HEALTH SERVICES			1	100%	1
BAPTIST PRIMARY CARE			1	100%	1
BARDMOOR LABORATORY			1	100%	1
US LABORATORIES			1	100%	1
MINUTECLINIC DIAGNOSTIC OF RHODE ISLAND, LLC #212		1			1
WEST VIRGINIA UNIVERSITY HOSPITALS			1	100%	1
BAPTIST HEALTH URGENT CARE AT UNIVERSITY CENTRE			1	100%	1
UW HOSPITAL AND CLINICS			1	100%	1
UTMB PATHOLOGY CLINICAL SERVICES LABORATORY			1	100%	1
NAVAL BRANCH MEDICAL CLINIC			1	100%	1
SUNY AT STONY BROOK			1	100%	1
FLORIDA HOSPITAL APOPKA			1	100%	1
FLORIDA HOSPITAL ALTAMONTE			1	100%	1
LABCORP - PALM BEACH GARDENS			1	100%	1
PARADIGM LABORATORIES			1	100%	1
LABCORP - ORLANDO		1			1
FLORIDA HOSPITAL LAB			1	100%	1
REGIONAL MEDICAL LABORATORY			1	100%	1
REMISE OCCUPATIONAL HEALTH SOLUTIONS INC			1	100%	1
RENOWN REGIONAL MEDICAL CENTER			1	100%	1
REFERENCE LABORATORY			1	100%	1
FLORIDA DEPARTMENT OF HEALTH PALM BEACH COUNTY			1	100%	1

COVID-19: testing by laboratory

Data through Aug 20, 2020 verified as of Aug 21, 2020 at 09:25 AM

Data in this report are provisional and subject to change.

The numbers in the table below represent the number of Florida and non-Florida residents for whom test results were received by the Department of Health. A person can be tested by more than one laboratory and can have both positive and negative results. **Therefore, the sum of the numbers in each column will be larger than the total number of people tested.**

Reporting lab	Inconclusive	Negative	Positive	Percent positive	Total
FLORIDA DEPARTMENT OF HEALTH IN MIAMI DADE COUNTY			1	100%	1
GENETIC ASSAYS INC			1	100%	1
PARROTT MEDICAL CLINIC			1	100%	1
LABCORP - JACKSONVILLE			1	100%	1
LABCORP - DAYTONA BEACH			1	100%	1
LABCORP - HOLLYWOOD			1	100%	1
GENETRAIT LABORATORIES			1	100%	1
GATEWAY/ADVENT CENTRA CARE			1	100%	1
GAMMA HEALTHCARE, INC		1			1
GALVESTON COUNTY HEALTH DISTRICT			1	100%	1
LABCORP - LADY LAKE			1	100%	1
QUEST DIAGNOSTICS-WEST HILLS		1			1
PARKWAY REGIONAL MEDICAL CENTER LAB			1	100%	1
FHCP-ORANGE CITY			1	100%	1
LABCORP-CRYSTAL RIVER			1	100%	1
LABCORP-PORT ST.LUCIE		1			1
FIRST CARE - MIDDLESBORO			1	100%	1
LABCORP SOUTH CHARLESTON			1	100%	1
SACRED HEART MEDICAL GROUP			1	100%	1
LAKEVIEW REGIONAL HOSPITAL			1	100%	1
FALMOUTH BY THE SEA			1	100%	1
OSWEGO HOSPITAL LABORATORY		1			1
FAST TRACK URGENT CARE CENTER - WESTCHASE			1	100%	1
FAST TRACK URGENT CARE CENTER - BRANDON			1	100%	1
SANFORD SOUTH UNIVERSITY		1			1
RIVERSIDE METHODIST HOSPITAL LAB			1	100%	1
LABCORP KANSAS CITY			1	100%	1
RIVIERA BEACH HEALTH CENTER LAB			1	100%	1
RHODE ISLAND DEPARTMENT OF HEALTH			1	100%	1
LABCORP HOUSTON			1	100%	1
RIVERSIDE MEDICAL GROUP		1			1
FLORIDA CLINICAL LABORATORY - BIOREFERENCE LABORATORIES			1	100%	1
LABCORP LAFAYETTE		1			1
FIT4LIFE MEDICAL CENTER			1	100%	1
ROBERT WOOD JOHNSON HOSPITAL			1	100%	1
PALM SPRINGS GENERAL HOSPITAL			1	100%	1
LabCorp L#09258090 M#09258105			1	100%	1
GEORGE SAFRAN MD PC		1			1
ILLINOIS DEPT OF PUBLIC HEALTH LABS			1	100%	1
PRISMA HEALTH TUOMEY LABORATORY			1	100%	1
PROGENESIS INC			1	100%	1
PERDIDO URGENT CARE			1	100%	1
INNOVATIVE HEALTH DIAGNOSTIC OF CALIFORNIA			1	100%	1
INDIAN RIVER CLINICAL LABORATORY, INC.		1			1
HOUSTON HEALTH DEPARTMENT - BUREAU OF LABORATORY SERVICES			1	100%	1
PEDIATRIC HEALTHCARE ALLIANCE			1	100%	1

COVID-19: testing by laboratory

Data through Aug 20, 2020 verified as of Aug 21, 2020 at 09:25 AM

Data in this report are provisional and subject to change.

The numbers in the table below represent the number of Florida and non-Florida residents for whom test results were received by the Department of Health. A person can be tested by more than one laboratory and can have both positive and negative results. **Therefore, the sum of the numbers in each column will be larger than the total number of people tested.**

Reporting lab	Inconclusive	Negative	Positive	Percent positive	Total
HORIZON MEDICAL CENTER			1	100%	1
PENINSULA REGIONAL MED CTR LAB			1	100%	1
PRORENATA LABS			1	100%	1
HYDE PARK MEDICAL CENTER		1			1
POINT OF CARE			1	100%	1
JEFFERSON COUNTY HEALTH DEPARTMENT-MONTICELLO		1			1
PORT ST LUCIE REHABILITATION AND HEALTHCARE			1	100%	1
PLANT CITY PEDIATRICS		1			1
PINNACLE DIALYSIS		1			1
ISLAND COAST PEDIATRICS		1			1
PHELPS HOSPITAL LABORATORY		1			1
JOHN D. ARCHBOLD MEMORIAL HOSPITAL			1	100%	1
INSPIRIT SENIOR LIVING			1	100%	1
POUDRE VALLEY HOSPITAL			1	100%	1
INTERMOUNTAIN MEDICAL CENTER			1	100%	1
INTERMOUNTAIN CENTRAL LAB			1	100%	1
HARDIN MEMORIAL HOSPITAL - HEARTLAND PATHOLOGY CONSULTANTS			1	100%	1
HANCOCK REGIONAL HOSPITAL		1			1
KETTERING MEDICAL CENTER			1	100%	1
HARTFORD HOSPITAL ANCILLARY LAB		1			1
HARMONY CLINIC			1	100%	1
HARLEM HOSPITAL CENTER		1			1
GIFFORD MEMORIAL HOSPITAL		1			1
PATHLINE			1	100%	1
GEORGETOWN URGENT CARE			1	100%	1
QUEST DIAGNOSTICS INC		1			1
GSM OCED Subsection			1	100%	1
GRAND VIEW HOSPITAL			1	100%	1
PEDIATRIC ASSOCIATES - JACKSONVILLE			1	100%	1
KANSAS DEPARTMENT OF HEALTH			1	100%	1
PEACHEALTH LABORATORIES		1			1
KANA MEDICAL			1	100%	1
HOLY NAME MEDICAL CENTER		1			1
HIGHLANDS CLINICAL LABORATORY			1	100%	1
KENTUCKY CABINET FOR HEALTH AND FAMILY SERVICES			1	100%	1
HEALTH ALLIANCE			1	100%	1
HAWAII DEPARTMENT OF HEALTH LAB			1	100%	1
PCB CLINIC			1	100%	1
QUEST - HOUSTON LAB			1	100%	1
HEALTH NETWORK LABORATORIES		1			1
EXPRESS LAB LIVINGSTON			1	100%	1
NORTHWESTERN MEMORIAL HOSPITAL			1	100%	1
MAGNOLIA PEDIATRICS			1	100%	1
CONEY ISLAND HOSPITAL		1			1
CQUENTIA NGS, LLC			1	100%	1
NOT GIVEN			1	100%	1

COVID-19: testing by laboratory

Data through Aug 20, 2020 verified as of Aug 21, 2020 at 09:25 AM

Data in this report are provisional and subject to change.

The numbers in the table below represent the number of Florida and non-Florida residents for whom test results were received by the Department of Health. A person can be tested by more than one laboratory and can have both positive and negative results. **Therefore, the sum of the numbers in each column will be larger than the total number of people tested.**

Reporting lab	Inconclusive	Negative	Positive	Percent positive	Total
NORTON HEALTHCARE			1	100%	1
COLORADO DEPARTMENT OF HEALTH LABORATORY SERVICES DIVISION			1	100%	1
Northwell Lab			1	100%	1
NORTHWELL HEALTH			1	100%	1
MAKO MEDICAL LABORATORIES			1	100%	1
NORTHWEST FLORIDA CLINICAL LAB			1	100%	1
COMMONWEALTH OF MASSACHUSETTS			1	100%	1
DEKALB MEDICAL CENTER LABORATORY			1	100%	1
LOYOLA UNIVERSITY MEDICAL CENTER LABORATORY			1	100%	1
ST JOSEPH WOMENS HOSPITAL			1	100%	1
DEPARTMENT OF HEALTH AND HUMAN SERVICES DIVISION OF BEHAVIORAL HEALTH		1			1
DELAWARE DIAGNOSTICS LABS			1	100%	1
ST FRANCIS			1	100%	1
CVS/PHARMACY #12000		1			1
CVS/PHARMACY #10373		1			1
MAGNOLIA ADULT, LLC			1	100%	1
LUCID DIAGNOSTICS LABS			1	100%	1
DALLAS MEDICAL CENTER			1	100%	1
DACH MAIN LAB			1	100%	1
CHATSWORTH ASSISTED LIVING COMMUNITY AT PGA NATIONAL			1	100%	1
SUMMIT LABORATORY			1	100%	1
CHARLOTTE CHD PORT CHARLOTTE		1			1
CITRUS PARK			1	100%	1
CHP COVID-19 (TX)			1	100%	1
CHIEFLAND MEDICAL CENTER			1	100%	1
NORTHERN WESTCHESTER HOSPITAL LABORATORY		1			1
SUNRISE DIAGNOSTIC LABORATORY			1	100%	1
CENTRA CARE- WINTER GARDEN			1	100%	1
CGH MEDICAL CENTER			1	100%	1
MARCO ISLAND HOSPITAL INC D/B/A			1	100%	1
CFCH - FROSTPROOF			1	100%	1
COCOA BEACH/ADVENT CENTRA		1			1
ST. VINCENT HOSPITAL			1	100%	1
ST.ELIZABETH HEALTH CENTER	1				1
ST. LUCIE COUNTY HEALTH DEPARTMENT		1			1
ST. LUKE'S HOSPITAL - BETHLEHEM CAMPUS		1			1
ST. MARY MEDICAL CENTER		1			1
State Lab Unspecifd			1	100%	1
NORTHSIDE HOSPITAL DULUTH			1	100%	1
CLEVELAND CLINIC OHIO LABORATORIES			1	100%	1
COASTAL MEDICAL LAB			1	100%	1
STANLY REGIONAL MEDICAL CENTER			1	100%	1
CLIFTON-FINE HOSPITAL LABORATORY		1			1
OHIO DEPARTMENT OF HEALTH			1	100%	1
SHARON REGIONAL MEDICAL CENTER			1	100%	1
LIBERTY HEALTH CENTER			1	100%	1

COVID-19: testing by laboratory

Data through Aug 20, 2020 verified as of Aug 21, 2020 at 09:25 AM

Data in this report are provisional and subject to change.

The numbers in the table below represent the number of Florida and non-Florida residents for whom test results were received by the Department of Health. A person can be tested by more than one laboratory and can have both positive and negative results. **Therefore, the sum of the numbers in each column will be larger than the total number of people tested.**

Reporting lab	Inconclusive	Negative	Positive	Percent positive	Total
ORANGE COUNTY HEALTH DEPT			1	100%	1
SHANDS AT LAKE SHORE LAB			1	100%	1
LEESBURG FAMILY MEDICINE		1			1
LEGACY ER & URGENT CARE - FRISCO WEST			1	100%	1
EDGAR PRICE FAMILY & CHILDREN HEALTHCARE CENTER			1	100%	1
SMITH KLINE			1	100%	1
SMITH NORTHVIEW HOSPITAL LAB			1	100%	1
ELMHURST MEMORIAL HOSPITAL			1	100%	1
SKY RIDGE MEDICAL CENTER - MICRO			1	100%	1
ELITE CARE			1	100%	1
SCIENCE CARE			1	100%	1
ORMC-ARDEN/EOI			1	100%	1
SCRIPPS CLINIC MEDICAL			1	100%	1
EXPRESS GENE MOLECULAR DIAGNOSTICS LABORATORY			1	100%	1
LAKWOOD RANCH ER 24/7			1	100%	1
LARGO MEDICAL CENTER INDIAN ROCKS			1	100%	1
EVERLYWELL		1			1
ETHOS LABORATORIES		1			1
SENTARA NORFOLK GENERAL HOSPITAL CENTRAL LAB			1	100%	1
SEA LEVEL LABS			1	100%	1
LATE HOURS URGENT CARE			1	100%	1
EXCEL URGENT CARE OF NJ			1	100%	1
DOCTOR'S WALK-IN CLINIC / QUEST DIAGNOSTICS			1	100%	1
DOCS URGENT CARE			1	100%	1
SPECTOR SCIENTIFIC LAB			1	100%	1
SOUTHWEST FLORIDA DIVISION LAB			1	100%	1
SOUTHWEST REGIONAL PCR LABORATORY			1	100%	1
DOCTOR'S IN-HOUSE LAB/COMMUNITY HEALTH CENTERS OF PINELLAS - JOHNNIE R			1	100%	1
DHEC - S.C PUBLIC HEALTH LAB			1	100%	1
DERMDX, DIV OF AURORA DIAGNOSTICS/BERNHARDT LAB		1			1
DEPARTMENT OF PATHOLOGY ROME MEMORIAL		1			1
DMH STEINHATCHEE FAMILY MEDICINE			1	100%	1
SPRING HILL REGIONAL HOSPITAL			1	100%	1
SPRINGS MEDICAL LAB			1	100%	1
SONIC REFERENCE LABORATORY			1	100%	1
DUKE HEALTH REGIONAL HOSPITAL			1	100%	1
ONEIDA HEALTHCARE CENTER		1			1
ECLRS			1	100%	1
SOFTLAB			1	100%	1
EAST TENNESSEE STATE UNIVERSITY		1			1
OMNICARE PHARMACY OF TEXAS 1		1			1
DOCTORS CLINICAL LABORATORY, INC			1	100%	1
Lourdes Hospital			1	100%	1
SOUTH LAKE FAMILY HEALTH CENTER			1	100%	1
DSI LABORATORIES-NAPLES-7TH			1	100%	1
OMNICARE PHARMACY OF TEXAS 1, LP		1			1

COVID-19: testing by laboratory

Data through Aug 20, 2020 verified as of Aug 21, 2020 at 09:25 AM

Data in this report are provisional and subject to change.

The numbers in the table below represent the number of Florida and non-Florida residents for whom test results were received by the Department of Health. A person can be tested by more than one laboratory and can have both positive and negative results. **Therefore, the sum of the numbers in each column will be larger than the total number of people tested.**

Reporting lab	Inconclusive	Negative	Positive	Percent positive	Total
Total	32,647	5,117,438	759,737	13%	5,909,822