

Stay Away from Hot Things

Teacher Information

Young children should be taught the difference between hot and cool, as well as the risks of touching hot items. Many things inside and outside are hot or could get hot. Things that get hot can cause serious burns. Burn injuries hurt and take a long time to heal. Children need to be able to identify items that are hot and sometimes hot. Children should learn to stay away from anything that can get hot.

Children younger than five are at the highest risk for burn injuries. Burn injuries in young children occur most frequently from touching a hot object (contact burns) such as a stovetop or an iron. Young children also experience a high number of burns from hot liquids (scalds) such as hot coffee, soup, or tap water. Chemical and electrical burns also pose high risks of injuries among this age group.

Matches and lighters can get hot. Teach children safe actions if they find matches or a lighter: Tell a grown-up and never touch. Matches and lighters should be locked in a cabinet out of the reach of children. Bath water can be very hot. Teach children to never turn the water on without grown-up supervision. A grown-up should always supervise a child in the bathtub.

Teaching points

- There are things inside and outside the home that are hot or can get hot.
- Things that are hot can burn and hurt you.
- Stay away from hot things. Don't touch them.
- If an item might be hot, stay away and ask a grown-up for help.
- Things that are hot or could be hot include bath water, soup, stoves, radiators, curling or flat irons, a fireplace, irons, coffee, matches, lighters, and many other items.
- Do not touch matches or lighters. Tell a grown-up if you find matches or lighters.

Objectives

Each child will be able to:

- ★ distinguish between hot things, cool things, and things that can be hot or cool.
- ★ recognize safe actions around hot and potentially hot items

Procedure

1. Introduce the lesson by discussing the concepts of cold and hot.

**optional: demonstrate concept with cold pack from freezer and a warm pack that has been heated in microwave. Be sure to heat pack only to warm. Have children touch the cold pack and the warm pack.*

Discussion questions:

- Can you think of any other items that are cold?
- What is the difference between cool and cold?
- Can you think of any other items that are warm?
- What is the difference between warm and hot?
- Why do we need to be very careful around hot items?

2. Group Activity

Create a two-column chart to complete as a class. The chart could be on a white board or chart paper. The first column should say "Always Cool" in green. The second column should say "Could be Hot" in red. Explain that they will work together to complete the chart. Give examples of each to begin and then invite students to add other things that they can think of to the chart. Examples of "Could be Hot" items are an iron, a bowl of soup, a cup of coffee or water in the bathtub. Record responses in the appropriate column after discussion.

When finished, review and discuss each item. Discuss why students should not touch could be hot items.



Materials

- Two column chart paper or white board. The first column labeled "Always Cool" in green. The second column labeled "Could be Hot" in red.
- Picture cards
- Kitchen coloring sheet



Kids

Visit www.Sparky.org • www.firepreventionweek.org

Sparky® is a trademark of NFPA. © 2020 National Fire Protection Association

Stay Away from Hot Things

3. Give each child the Kitchen Coloring Sheet. Have the children color the picture using the same colors that have been focused on during the lesson (green and red). The children should color an item that is always cool, green (the bowl of fruit), and an item that could be hot, red (cup of coffee and utility lighter). Have children color the rest of the picture.
4. Review main points:
 - Stay away from hot things. Don't touch them.
 - Don't touch things that could be hot. Ask an adult for help.
 - Do not touch matches or lighters.
 - Tell an adult if you see matches or lighters.

Optional Extension Activities:

Students can complete the "Circle the Hot Things!" Worksheet or the "Sort it Out" Worksheet. Discuss actions the children can take to be safe around the hot and sometimes hot things.



Kids

Visit www.Sparky.org • www.firepreventionweek.org
 Sparky® is a trademark of NFPA. © 2020 National Fire Protection Association

Dear Family,

Our class is learning about fire safety. Today we learned “Stay Away From Hot Things.” Your child learned about the dangers of touching things that are hot and how they can get burned from those things. Your child should ask a grown-up if they are not sure whether or not something is hot. For example when taking a bath they should have a grown-up check the water to make sure it is not too hot for them to touch. We also learned that there are some things that children should never touch, like matches and lighters. Always keep these items in a locked cabinet, out of the reach of children.

Parent Message: Have a 3-foot “kid free” zone around things that can be hot like a stove, fireplace or grill. Remind children to stay away from things that can be hot. If someone is burned, the best action to take is to cool the burn right away under cool running water for 3 to 5 minutes. Get medical help if needed.

Together we can keep your family safe from fire.

Sincerely,

Family Fire Safety Activity

Color or paste pictures of things that are cool or can get hot on each card. Look at each card, and create a matching card with the correct answer — cool or could get hot. Here are some examples: bike (cool), pan (could be hot), grill (could be hot), bath water (could be hot), matches (could be hot), ice (cool), etc.

Shuffle the cards and place them face down on a flat surface. Pick two cards. If the picture matches the correct description — cool, or could be hot — remove the cards. Reinforce the importance of staying away from things that are hot or can get hot.

The winner is the person with the most matched cards.




Kids

Visit www.Sparky.org • www.firepreventionweek.org

Sparky® is a trademark of NFPA. © 2020 National Fire Protection Association

Hot and Cool Flash Cards

Stay Away from Hot Things






Kids

Visit www.Sparky.org • www.firepreventionweek.org
Sparky® is a trademark of NFPA. © 2020 National Fire Protection Association

Hot and Cool Flash Cards

Stay Away from Hot Things





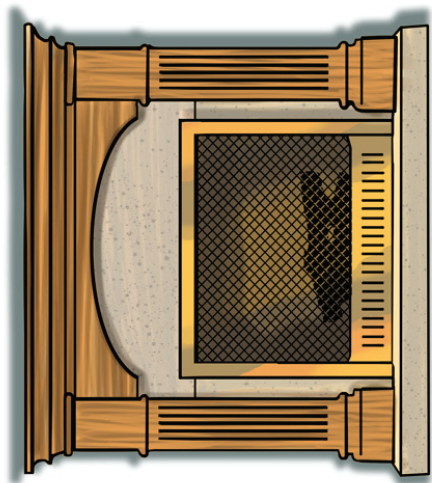
Kids

Visit www.Sparky.org • www.firepreventionweek.org

Sparky® is a trademark of NFPA. © 2020 National Fire Protection Association

Hot and Cool Flash Cards

Stay Away from Hot Things





Kids

Visit www.Sparky.org • www.firepreventionweek.org

Sparky® is a trademark of NFPA. © 2020 National Fire Protection Association

Hot and Cool Flash Cards

Stay Away from Hot Things



Kids

Visit www.Sparky.org • www.firepreventionweek.org
Sparky® is a trademark of NFPA. © 2020 National Fire Protection Association

Kitchen Coloring Page

Stay Away from Hot Things



Kids

Visit www.Sparky.org • www.firepreventionweek.org

Sparky® is a trademark of NFPA. © 2020 National Fire Protection Association