

COMMUNITY & ECONOMIC DEVELOPMENT

Monthly Activity Report

JANUARY 2024

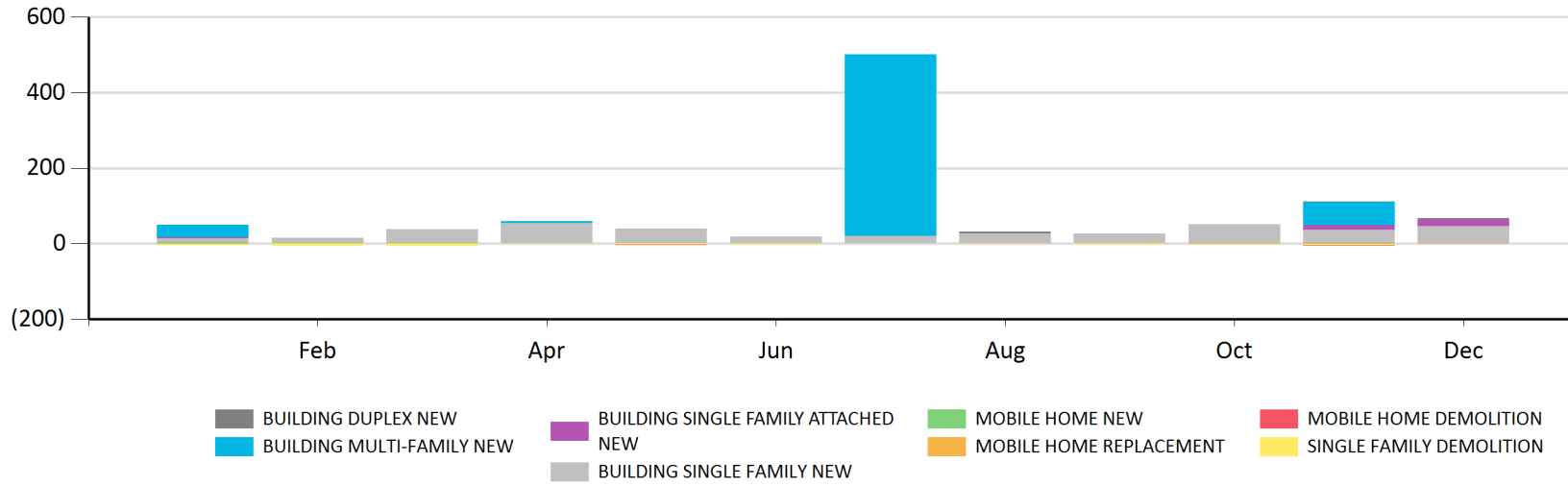


BUILDING INSPECTION DIVISION

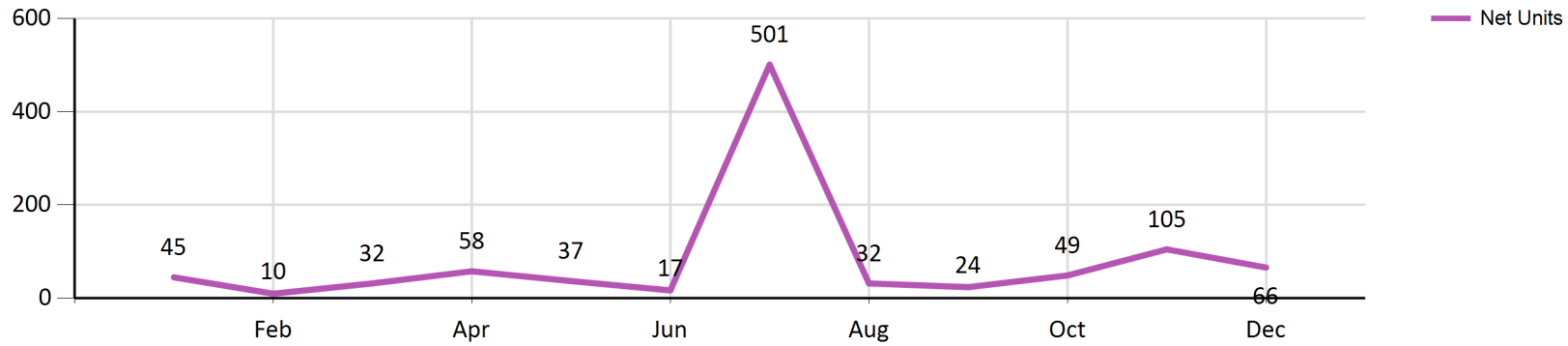
City of Lakeland

Construction Report between 1/1/2023 and 12/31/2023

Residential Unit Changes Permitted between 1/1/2023 and 12/31/2023



Net Change in Residential Units Permitted between 1/1/2023 and 12/31/2023



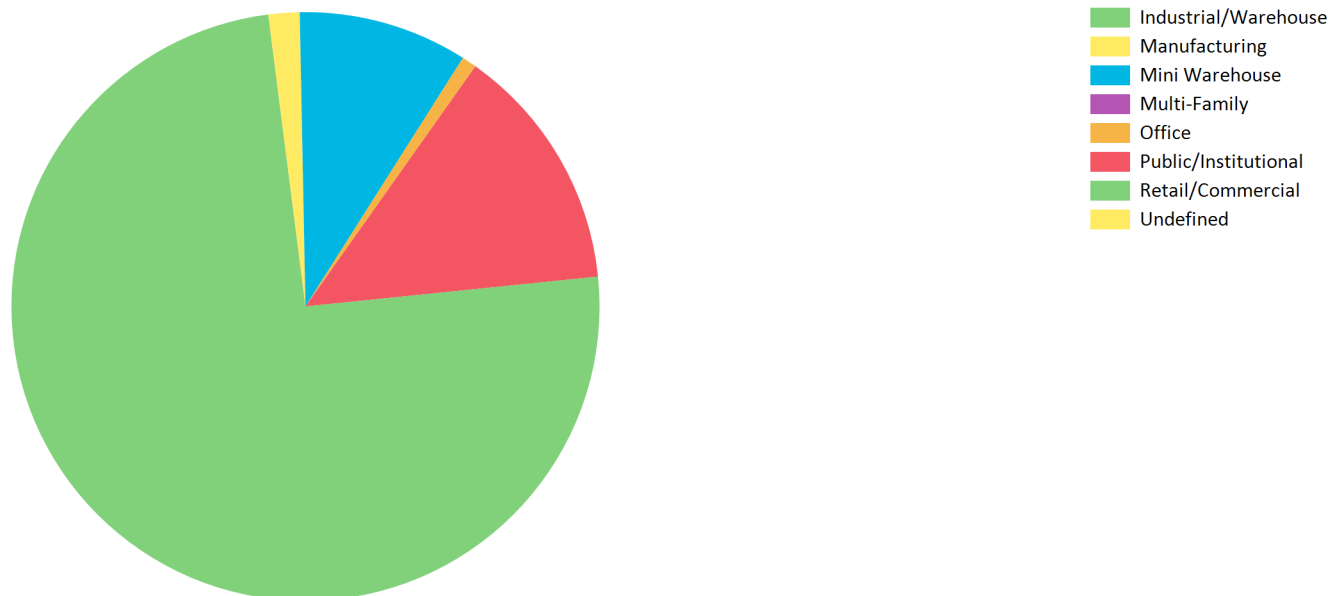


BUILDING INSPECTION DIVISION
City of Lakeland
 Construction Report between 1/1/2023 and 12/31/2023

	Jan	Feb	Mar	Apr	May	Jun	Jul	Aug	Sep	Oct	Nov	Dec	Total
BUILDING DUPLEX NEW								6			2	2	10
BUILDING MULTI-FAMILY NEW	32			4			481				60		577
BUILDING SINGLE FAMILY ATTACHED NEW	4										12	18	34
BUILDING SINGLE FAMILY NEW	9	14	36	55	40	19	20	24	27	51	34	46	375
MOBILE HOME NEW	3	2	2					0			2		9
MOBILE HOME REPLACEMENT	1			0	0	0		2	0	1	1	1	6
MOBILE HOME DEMOLITION					-1	0			0	0	-2		-3
SINGLE FAMILY DEMOLITION	-4	-6	-6	-1	-2	-2	0			-3	-3	-4	-32
Net Total	45	10	32	58	37	17	501	32	24	49	105	66	976

BUILDING INSPECTION DIVISION
City of Lakeland
Construction Report between 1/1/2023 and 12/31/2023

Commercial Sq Ft Completed between 1/1/2023 and 12/31/2023



Addition													
LAND USAGE CODES	Jan	Feb	Mar	Apr	May	Jun	Jul	Aug	Sep	Oct	Nov	Dec	Total
Industrial/Warehouse	6,750				0		715,010		38,343				760,103
Manufacturing					17,824								17,824
Mini Warehouse	0	360				2,000			94,563				96,923
Multi-Family									0				0
Office						8,463							8,463
Public/Institutional								41,816		76,300	6,600	16,700	141,416
Retail/Commercial	0	4,000	5,633		0					0	7,202		16,835



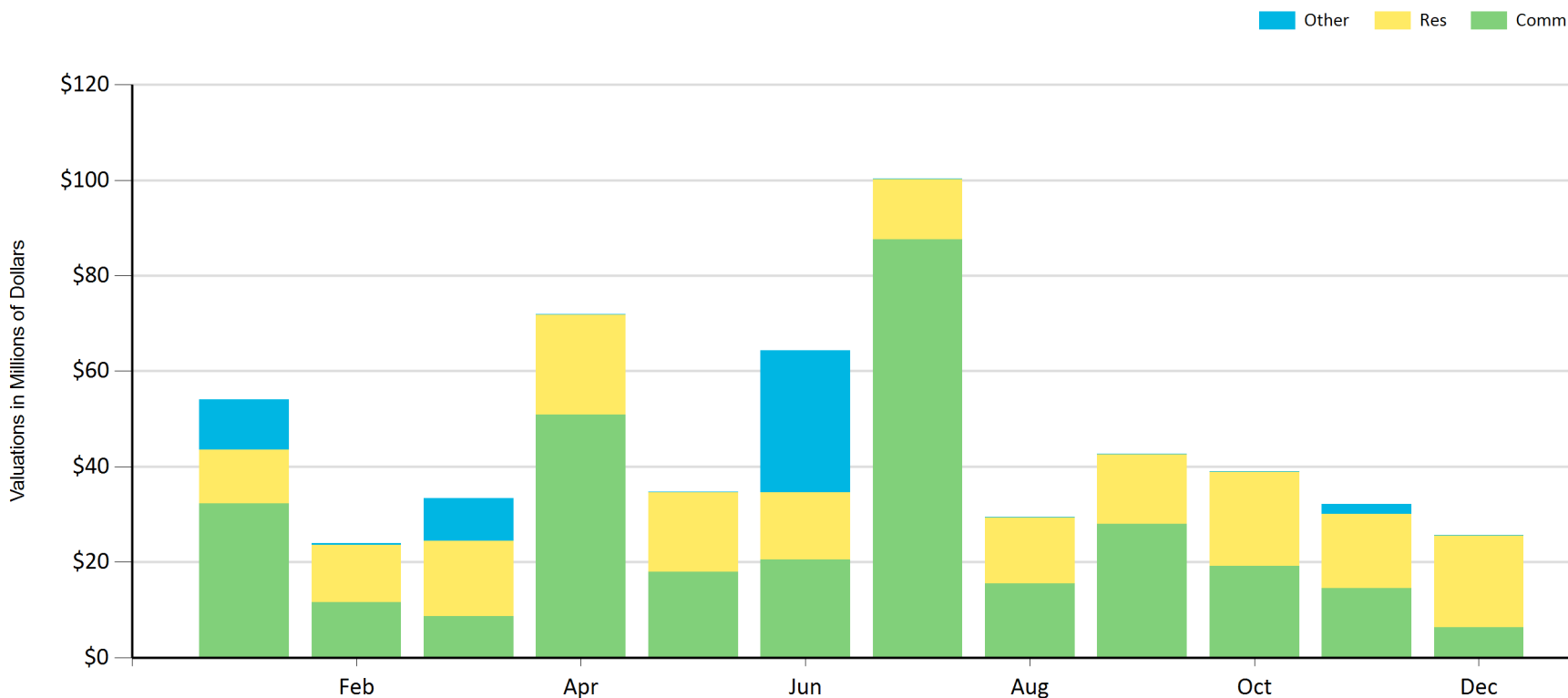
BUILDING INSPECTION DIVISION

City of Lakeland

Construction Report between 1/1/2023 and 12/31/2023

Undefined	0	0	0	0	0	0	0	0	0	0	0	0	0
Total	6,750	4,360	5,633	0	17,824	10,463	715,010	41,816	132,906	76,300	13,802	16,700	1,041,564

Value of Permits Issued between 1/1/2023 and 12/31/2023



Category	Jan	Feb	Mar	Apr	May	Jun	Jul	Aug	Sep	Oct	Nov	Dec	Total
Comm	\$32,318,031	\$11,593,455	\$8,691,618	\$50,919,833	\$17,940,112	\$20,565,927	\$87,648,155	\$15,464,510	\$27,989,232	\$19,132,585	\$14,504,854	\$6,261,231	\$313,029,545
Res	\$11,214,448	\$12,014,369	\$15,745,953	\$20,850,798	\$16,758,739	\$13,978,776	\$12,588,320	\$13,865,254	\$14,508,394	\$19,865,113	\$15,584,062	\$19,368,622	\$186,342,848



BUILDING INSPECTION DIVISION
City of Lakeland
Construction Report between 1/1/2023 and 12/31/2023

Other	\$10,512,850	\$382,958	\$8,970,634	\$100,013	\$24,090	\$29,784,776	\$65,350	\$115,818	\$121,400	\$43,946	\$2,079,318	\$22,750	\$52,223,903
Total	\$54,045,330	\$23,990,783	\$33,408,206	\$71,870,645	\$34,722,941	\$64,329,479	\$100,301,825	\$29,445,582	\$42,619,026	\$39,041,644	\$32,168,233	\$25,652,603	\$551,596,296

Individual Permits Authorizing Construction Valued at \$500,000 or More
Issued From 12/1/2023 to 12/31/2023

Permit No: BLD22-07959

Valuation: \$1,326,785.40

Site Address: 3000 PYRAMID PY

Issued: 12/28/2023

Description: LUXE CLUBHOUSE

Name and Address ALLIVAI LLC

of Owner: 25 SE 2ND AVE STE 900
MIAMI, FL 331311604

Permit No: BLD23-03392

Valuation: \$1,116,425.00

Site Address: 228 S MASSACHUSETTS AV

Issued: 12/28/2023

Description: TEAR OFF AND REPLACE TILE- ROOF REPLACEMENT

Name and Address LAKELAND CITY OF

of Owner: 228 S MASSACHUSETTS AVE
LAKELAND, FL 33801-5012

Permit No: BLD23-08134

Valuation: \$525,900.00

Site Address: 1154 LAKE DEESON WOODS LN

Issued: 12/7/2023

Description: CONSTRUCT SFR MASONRY CONSTRUCTION

Name and Address ERNIE WHITE CONTRUCTION INC

of Owner: P.O. BOX 365
KATHLEEN, FL 338490365