



Audited Financial
STATEMENTS
2023

September 30, 2023 and
September 30, 2022



Department of Electric Utilities
an enterprise fund of the City of Lakeland, FL

TABLE OF CONTENTS

Transmittal Letter (Unaudited)	3
Statistical and Financial Data (Unaudited)	5
Report of the Independent Auditors	9
Management’s Discussion and Analysis (Unaudited)	13
Financial Statements	
Statements of Net Position	19
Statement of Revenues, Expenses, and Changes in Net Position	21
Statements of Cash Flow	22
Notes of Financial Statements	24
Required Supplementary Information	
Schedule of Lakeland Electric’s Proportionate share of the City's Net Pension Liability	75
Schedule of Lakeland Electric’s Pension Contributions	76
Schedule of Lakeland Electric’s Proportionate share of the City's Net OPEB Contributions	77
Notes to Required Supplementary Information	78
Independent Auditor's Report	
Independent Auditor's Report on Internal Control over Financial Report and on Compliance and Other Matters Based on an Audit of the Financial Statement Performed in Accordance with Government Audit Standards	79
Independent Auditors's Report on Bond Compliance	81

ELECTRIC MANAGEMENT

Michael Beckham General Manager	Willem Struass Assistant General Manager Fiscal Operations
Scott Bishop Assistant General Manager Energy Delivery	Korey Bush Assistant General Manager Customer Service
Tory Bombard Assistant General Manager Energy Production	

LAKELAND CITY COMMISSION

William "Bill" Mutz Mayor	Stephanie Madden Commissioner At Large
Chad McLeod Commissioner At Large	Mike Musick Commissioner Southeast
Guy Lalonde Jr. Commissioner Northwest	Sara Roberts McCarley Commissioner Southwest
Bill Read Commissioner Northeast	

TRANSMITTAL LETTER

March 25, 2024

Honorable Mayor, Members of the Utility Committee and Customers of Lakeland Electric

It is our pleasure to submit this annual financial report for the fiscal year (FY) ended September 30, 2023, for the City of Lakeland's Department of Electric Utilities (Lakeland Electric, or the Utility). Management assumes full responsibility for the completeness and accuracy of the information contained in this report. We believe, to the best of our knowledge and belief, that this report is complete and reliable in all material respects, and the information fairly represents the Utility's financial condition.

Management's discussion and analysis (MD&A) immediately follows the independent auditor's report and provides a narrative introduction, overview, and analysis of the basic financial statements. MD&A complements this letter of transmittal and should be read in conjunction with it.

PROFILE OF LAKELAND ELECTRIC

Lakeland Electric is an enterprise fund of the City of Lakeland (the City). It is governed by a Utility Committee that consists of all seven members of the City Commission, plus six citizens representing a cross-section of the customer base. Lakeland Electric is the largest department of the City. It has a budgeted staff of 412 full-time employees, including approximately 170 employees who are members of the Utility Workers Union of America, Local 604.

The Utility's service territory consists of approximately 246 square miles and includes the incorporated area of the City, and a number of unincorporated communities lying within a 15-mile radius of the City. The Utility's territory is bordered on the north by the Withlacoochee Rural Electric Cooperative, Inc. and on the east, west, and south by Tampa Electric Company. The City of Bartow also borders the Utility on the south. During FY 2023, an average of 140,282 electric accounts was served, of which 84% were residential.

Lakeland Electric is a vertically integrated utility providing generation, transmission, and distribution services to its customers for more than 115 years. The Utility has over 2,060 miles of distribution lines of which 788 miles are underground, 156 miles of transmission lines, including 128 miles of 69 kV lines, and 28 miles of 230 kV lines. Lakeland Electric also has 721 MW of net dependable generating capacity and is a member of the Florida Municipal Power Pool that includes Orlando Utilities Commission and Florida Municipal Power Authority.

MAJOR INITIATIVES

Investing in New Generation – Lakeland Electric is adding six natural gas-powered internal combustion generators (120 MW total) to its generation portfolio in order to replace the capacity lost following the shuttering of its aging coal unit. These units will be more efficient and better able to manage capacity fluctuations typical of solar power. They are also capable of burning up to 25% hydrogen. Construction of these units began in FY 2021, and they should be commercially available by the first quarter of FY 2025.

Construction of New Substation – Due to strong customer growth, Lakeland Electric is constructing a new substation near the Lakeland Linder International Airport. Completion of the substation is expected in the first quarter of FY 2025.

Promoting Sustainability – To further Lakeland Electric's commitment to reliable and sustainable energy, the Utility is exploring options to add up to 74.8 MW of utility-scale solar to its generation portfolio by FY 2030. Lakeland Electric has also entered into a contract with Tampa-based Block Energy LLC to install a self-sustaining solar/battery-powered microgrid in a 77-home subdivision on the north side of its service territory. The goal is to break ground on the pilot community in 2024, with housing construction beginning in 2025 and completed sometime in late 2025 or early 2026. During the pilot, the Utility will evaluate system performance and reliability to determine if microgrids are a sustainable business model for the future.

FINANCIAL HIGHLIGHTS

For FY 2023, Lakeland Electric earned net income of \$45.4 million, which is \$21.0 million above FY 2022. The increase is more than accounted for by a \$32.2 million favorable variance in the fair market value of Lakeland Electric's share of the City's pooled investments. In FY 2022, the Utility recorded a loss of \$33.0 million in its fair market value adjustment, while it incurred a \$0.8 million loss in FY 2023. Fair market value adjustments, up and down, are caused by the impact of interest rate changes on fixed income securities.

Operating income of \$81.8 million for FY 2023 was down \$16.7 million from FY 2022, reflecting an unfavorable year-over-year actuarial pension expense variance of \$13.2 million, increased depreciation of \$1.7 million, and \$5.1 million in incremental costs associated with restoring power after Hurricane Ian. These unfavorable variances were partially offset by a 2.25% base rate increase implemented in April 2023, and higher load (up 1.6%) reflecting strong customer growth and warmer weather.

Other financial highlights include:

- Debt Service Coverage of 320%. Well above our covenant requirement.
- Days Cash on Hand of 218 days. Solidly in AA credit range.

ACKNOWLEDGMENTS

This report represents countless hours of preparation. The utmost appreciation is extended to all members of the staff who assisted and contributed to its preparation. We would like to thank the City of Lakeland's Finance Director, Mike Brossart, and Assistant Finance Director, Deidra Joseph, for their support throughout the process. We appreciate the assistance and cooperation of MSL CPAs & Advisors for their completion of the independent audit. Special recognition is given to the employees of the Fiscal Operations Department who worked diligently to ensure the timeliness and accuracy of this report. We also express our appreciation to the General Manager of Lakeland Electric, Mike Beckham, and to the Utility Committee for the continued leadership they provide to ensure that Lakeland Electric is affordable, dependable, and sustainable.

Respectfully Submitted,



Willem P. Strauss, CA(SA)
Assistant General Manager – Fiscal Operations

STATISTICAL AND FINANCIAL DATA (Unaudited)

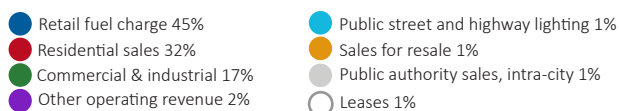
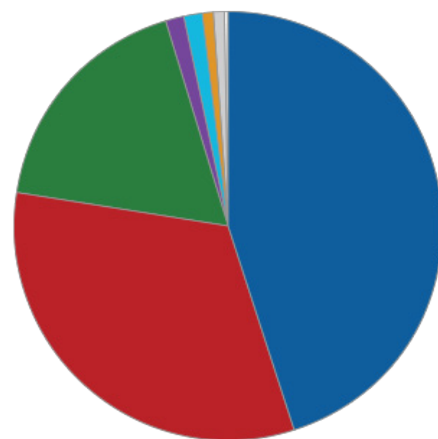
	Current Year	Prior Year	Percent Incr/-Decr
Retail electric customers:			
Residential	117,806	116,504	1.1%
Commercial and Industrial	13,954	13,384	4.3%
Roadway and private area lights	<u>8,522</u>	<u>9,208</u>	-7.5%
	140,282	139,096	0.9%
Number of employees (FTE's)	412	364	13.2%
Electric plants	3	3	0.0%
Net normal generating capacity	721	715	0.8%
Retail service territory (square miles)	246	246	0.0%
Substations	28	25	12.0%
Transmission lines (miles):			
69 KV	128	128	0.0%
230 KV	28	28	0.0%
Distribution lines (miles):			
Overhead	1,274	1,274	0.0%
Underground	788	769	2.5%
Retail sales (MWh)	3,337,272	3,283,152	1.6%
Average demand (MW)	394	386	2.1%
Summer peak (MW)	752	704	6.8%
Winter peak (MW)	620	663	-6.5%

	(Dollars in thousands)		Percent Incr/-Decr
	Current Year	Prior Year	
Retail sales of electricity	\$ 203,922	\$ 199,416	2.3%
Other retail revenue	5,796	5,749	0.8%
Retail fuel revenue	176,070	178,591	-1.4%
Sales for resale	3,423	3,214	6.5%
Leases	213	291	
Fuel and purchased power expenses	(175,277)	(178,648)	-1.9%
Other operating expenses	(97,599)	(77,147)	26.5%
Depreciation expense (net)	<u>(34,737)</u>	<u>(33,017)</u>	5.2%
Operating income	81,810	98,450	-16.9%
Nonoperating revenue	8,754	(27,319)	-132.0%
Nonoperating expenses	(11,762)	(13,581)	-13.4%
Transfers to other funds	<u>(33,422)</u>	<u>(33,151)</u>	0.8%
Change in net position	<u>\$ 45,380</u>	<u>\$ 24,400</u>	86.0%
Utility plant, net	\$ 823,731	\$ 712,485	15.6%
Long-term bond debt, due beyond twelve months	\$ 492,943	\$ 447,462	10.2%
Debt service coverage from operations	3.20	3.50	-8.6%
Days cash (excluding restricted and sinking cash)	228	213	7.0%

OPERATING SUMMARY FY2023

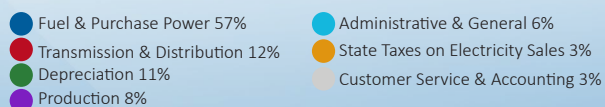
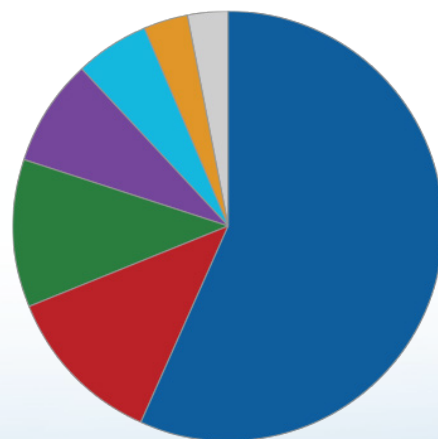
OPERATING REVENUE (in thousands)

Retail fuel charges	\$176,070
Residential sales	126,315
Commercial & Industrial sales	68,899
Other operating revenue	5,796
Public street and highway lighting	5,219
Public authority sales, intra-city	3,488
Sales for resale	3,423
Leases	<u>213</u>
TOTAL	<u><u>\$389,423</u></u>

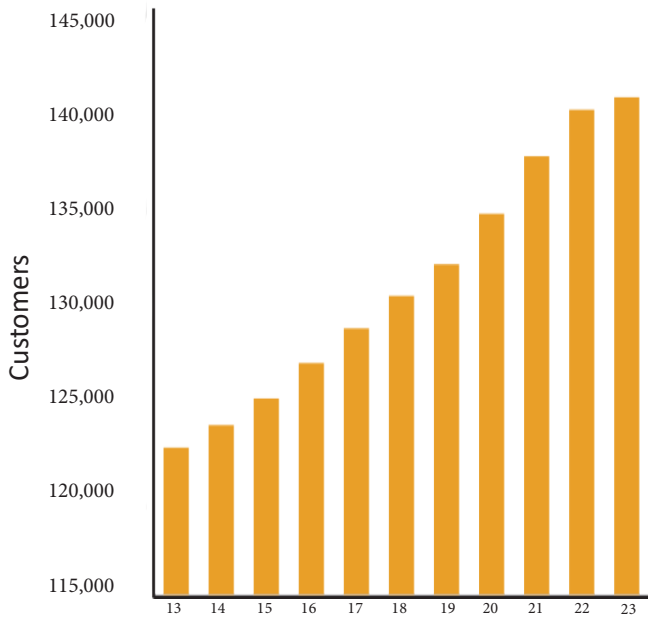


OPERATING EXPENSES (in thousands)

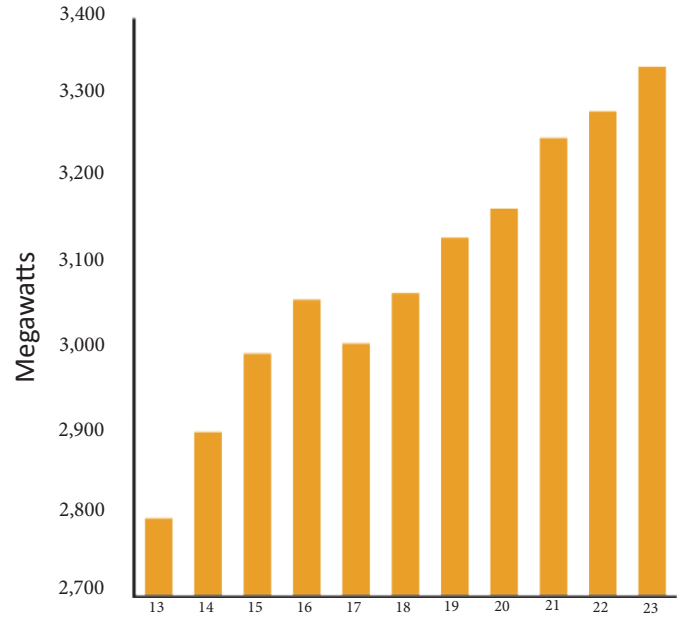
Fuel and Purchase Power	\$175,277
Transmission & Distribution	36,897
Depreciation	34,737
Production	24,574
Administrative & General	16,945
State Tax on Electric Sales	10,037
Customer Service & Accounting	<u>9,146</u>
TOTAL	<u><u>\$307,613</u></u>



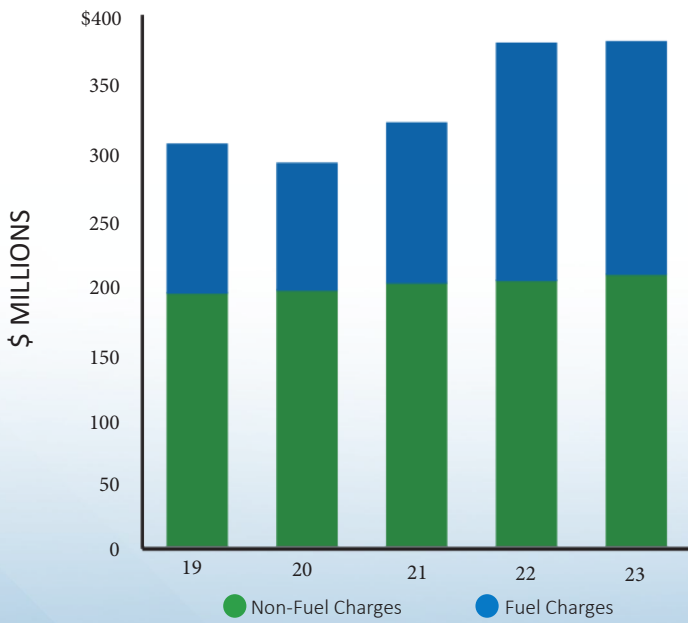
Retail Customer Count FY23 and Previous Ten Years



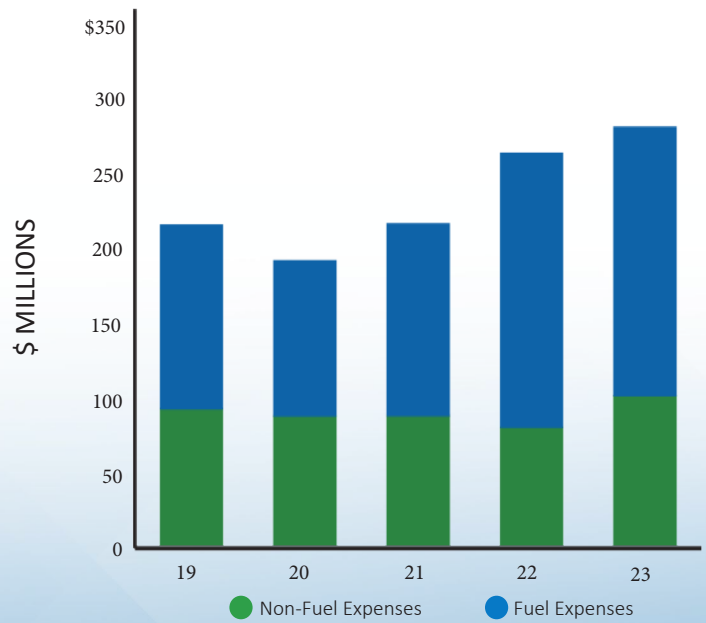
Net Retail Customer Load FY23 and Previous Ten Years



Retail Sales of Electricity FY23 and Previous Four Years



Operating Expenses FY23 and Previous Four Years





[This page intentionally left blank]



INDEPENDENT AUDITOR'S REPORT

The Honorable Mayor and
Members of the City Commission
City of Lakeland, Florida

Report on the Audit of the Financial Statements

Opinion

We have audited the financial statements of the Department of Electric Utilities (the "Department") of the City of Lakeland, Florida (the "City") as of and for the year ended September 30, 2023, and the related notes to the financial statements, as listed in the table of contents.

In our opinion, the financial statements referred to above present fairly, in all material respects, the respective financial position of the Department, an enterprise fund of the City, as of September 30, 2023, and the respective changes in financial position and its cash flows for the year then ended in accordance with accounting principles generally accepted in the United States of America.

Basis for Opinion

We conducted our audit in accordance with auditing standards generally accepted in the United States of America and the standards applicable to financial audits contained in *Government Auditing Standards*, issued by the Comptroller General of the United States. Our responsibilities under those standards are further described in the Auditor's Responsibilities for the Audit of the Financial Statements section of our report. We are required to be independent of the Department, and to meet our other ethical responsibilities, in accordance with the relevant ethical requirements relating to our audit. We believe that the audit evidence we have obtained is sufficient and appropriate to provide a basis for our audit opinion.

Responsibilities of Management for the Financial Statements

Management is responsible for the preparation and fair presentation of these financial statements in accordance with accounting principles generally accepted in the United States of America; this includes the design, implementation, and maintenance of internal control relevant to the preparation and fair presentation of financial statements that are free from material misstatement, whether due to fraud or error.

Auditor's Responsibility for the Audit of the Financial Statements

Our objectives are to obtain reasonable assurance about whether the financial statements as a whole are free from material misstatement, whether due to fraud or error, and to issue an auditor's report that includes our opinions. Reasonable assurance is a high level of assurance but is not absolute assurance and therefore is not a guarantee that an audit conducted in accordance with generally accepted auditing standards and *Government Auditing Standards* will always detect a material misstatement when it exists. The risk of not detecting a material misstatement resulting from fraud is higher than for one resulting from error, as fraud may involve collusion, forgery, intentional omissions, misrepresentations, or the override of internal control. Misstatements are considered material if there is a substantial likelihood that, individually or in the aggregate, they would influence the judgment made by a reasonable user based on the financial statements.

The Honorable Mayor and
Members of the City Commission
City of Lakeland, Florida

INDEPENDENT AUDITOR'S REPORT
(Continued)

In performing an audit in accordance with generally accepted auditing standards and *Government Auditing Standards*, we:

- Exercise professional judgment and maintain professional skepticism throughout the audit.
- Identify and assess the risks of material misstatement of the financial statements, whether due to fraud or error, and design and perform audit procedures responsive to those risks. Such procedures include examining, on a test basis, evidence regarding the amounts and disclosures in the financial statements.
- Obtain an understanding of internal control relevant to the audit in order to design audit procedures that are appropriate in the circumstances, but not for the purpose of expressing an opinion on the effectiveness of the Department's internal control. Accordingly, no such opinion is expressed.
- Evaluate the appropriateness of accounting policies used and the reasonableness of significant accounting estimates made by management, as well as evaluate the overall presentation of the financial statements.

We are required to communicate with those charged with governance regarding, among other matters, the planned scope and timing of the audit, significant audit findings, and certain internal control-related matters that we identified during the audit.

Emphasis-of-Matter

As discussed in Note A to the financial statements, the financial statements present only the Department and do not purport to, and do not, present fairly the financial position of the City, as of September 30, 2023 and 2022, and the changes in its financial position, or, where applicable, its cash flows for the years then ended in accordance with accounting principles generally accepted in the United States of America. Our opinion is not modified with respect to this matter.

Prior Period Financial Statements

The financial statements of the Department as of September 30, 2022 were audited by other auditors whose report dated April 4, 2023 expressed an unmodified opinion on those statements.

Required Supplementary Information

Accounting principles generally accepted in the United States of America require that the Management's Discussion and Analysis and Required Supplementary Information (other than MD&A), as listed in the table of contents, be presented to supplement the basic financial statements. Such information, although not a part of the basic financial statements, is required by the Governmental Accounting Standards Board, who considers it to be an essential part of financial reporting for placing the basic financial statements in an appropriate operational, economic, or historical context. We have applied certain limited procedures to the required supplementary information in accordance with auditing standards generally accepted in the United States of America, which consisted of inquiries of management about the methods of preparing the information and comparing the information for consistency with management's responses to our inquiries, the basic financial statements, and other knowledge we obtained during our audit of the basic financial statements. We do not express an opinion or provide any assurance on the information because the limited procedures do not provide us with sufficient evidence to express an opinion or provide any assurance.

The Honorable Mayor and
Members of the City Commission
City of Lakeland, Florida

INDEPENDENT AUDITOR’S REPORT
(Concluded)

Other Information

Management is responsible for the other information included in the annual report. The other information comprises the Transmittal Letter and the Statistical and Financial Data, as listed in the table of contents, but does not include the basic financial statements and our auditor’s report thereon. Our opinions on the basic financial statements do not cover the other information, and we do not express an opinion or any form of assurance thereon.

In connection with our audit of the basic financial statements, our responsibility is to read the other information and consider whether a material inconsistency exists between the other information and the basic financial statements, or the other information otherwise appears to be materially misstated. If, based on the work performed, we conclude that an uncorrected material misstatement of the other information exists, we are required to describe it in our report.

Other Reporting Required by *Government Auditing Standards*

In accordance with *Government Auditing Standards*, we have also issued our report dated March 25, 2024, on our consideration of the Department’s internal control over financial reporting and on our tests of its compliance with certain provisions of laws, regulations, contracts, and grant agreements and other matters. The purpose of that report is to describe the scope of our testing of internal control over financial reporting and compliance and the results of that testing, and not to provide an opinion on internal control over financial reporting or on compliance. That report is an integral part of an audit performed in accordance with *Government Auditing Standards* in considering the Department’s internal control over financial reporting and compliance.

MSL, P.A.

Certified Public Accountants

Tampa, Florida
March 25, 2024



[This page intentionally left blank]

CITY OF LAKELAND, FLORIDA
DEPARTMENT OF ELECTRIC UTILITIES
MANAGEMENT'S DISCUSSION AND ANALYSIS (UNAUDITED)

Management's Discussion and Analysis provides a narrative overview of City of Lakeland's Department of Electric Utilities' (Lakeland Electric) financial activities for fiscal year ending September 30, 2023. Lakeland Electric's operations consist of electric generation, transmission, and distribution. The condensed financial data below summarizes Lakeland Electric's financial position and results of operations for the fiscal year ending September 30, 2023, and the previous two fiscal years.

Condensed Statements of Net Position:

(Dollars in thousands)	Fiscal years ended September 30,		
	2023	2022	2021
Assets			
Current assets	\$ 186,592	\$ 172,195	\$ 165,048
Utility plant, net	823,731	712,485	674,262
Other noncurrent assets	194,922	237,169	99,599
	<u>1,205,245</u>	<u>1,121,849</u>	<u>938,909</u>
Deferred outflows of resources	<u>68,504</u>	<u>76,550</u>	<u>109,142</u>
Liabilities			
Current liabilities	55,758	96,459	85,730
Noncurrent liabilities	668,515	581,243	499,590
	<u>724,273</u>	<u>677,702</u>	<u>585,320</u>
Deferred inflows of resources	<u>113,476</u>	<u>130,077</u>	<u>96,512</u>
Net position			
Net assets invested in capital assets, net of related debt	350,891	262,984	280,257
Restricted - capital improvement	59,500	86,717	-
Unrestricted	25,611	40,919	85,962
	<u>\$ 436,002</u>	<u>\$ 390,620</u>	<u>\$ 366,219</u>

Condensed Statements of Revenues, Expenses and Changes in Net Position:

(Dollars in thousands)	Fiscal years ended September 30,		
	2023	2022	2021
Operating revenues			
Sales of energy - retail	\$ 379,992	\$ 378,008	\$ 318,423
Sales of energy and capacity sales - wholesale	3,423	3,214	5,746
Other electric operating revenue	6,009	6,040	5,574
	<u>389,424</u>	<u>387,262</u>	<u>329,743</u>
Operating expenses			
Fuel and purchased power	175,277	178,648	125,551
Energy supply	24,574	25,297	27,332
Energy delivery	36,897	30,909	27,540
Customer service and accounting	9,146	8,407	8,136
State tax on electric sales	10,037	8,399	7,854
Administrative and general	16,945	4,135	13,732
Depreciation and amortization (net)	34,738	33,017	39,172
	<u>307,614</u>	<u>288,812</u>	<u>249,317</u>
Operating income	81,810	98,450	80,426
Non-operating activity			
Investment and other income	8,754	(27,318)	12,886
Interest and amortization expense	(11,762)	(13,581)	(13,929)
Net transfers (to) from other funds	(33,422)	(33,151)	(32,884)
Special item	-	-	(46,417)
Change in net position	<u>\$ 45,380</u>	<u>\$ 24,400</u>	<u>\$ 82</u>

CITY OF LAKELAND, FLORIDA
DEPARTMENT OF ELECTRIC UTILITIES
MANAGEMENT'S DISCUSSION AND ANALYSIS (UNAUDITED) - CONTINUED

Net Position of Lakeland Electric

The net position of Lakeland Electric increased by \$45.4 million during fiscal year 2023, compared to a \$24.4 million increase in fiscal year 2022, primarily reflecting the impact of a \$33.0 million unfavorable fair value adjustment of Lakeland Electric's share of the City's pooled investments during fiscal year 2022. Operating income was \$81.8 million in fiscal year 2023, compared to \$98.5 million in the preceding year. The year-over-year decrease in operating income is primarily attributable to an unfavorable actuarial adjustment of \$13.2 million to the pension fund liability during fiscal year 2023.

Financial Highlights

- Lakeland Electric's 2023 non-fuel retail revenue was up \$3.9 million from the previous fiscal year, reflecting load growth of 1.6% and a 2.25% base rate increase effective from April 1, 2023. Residential load grew at 1.6% while commercial and industrial load grew 1.7%, reflecting strong customer growth and warmer weather. Total year-over-year customer growth was 0.9%.
- Non-operating revenue increased by \$33.1 million from the previous fiscal year. Investment revenue increased by \$3.9 million, reflecting higher interest rates and more cash on hand. Additionally, a \$0.8 million unfavorable fair value adjustment on Lakeland Electric's share of the City's pooled investments was recognized in fiscal year 2023, compared to an unfavorable adjustment of \$33.0 million recognized in the previous year. Fair value adjustments, up or down, are caused by the impact of interest rate changes on fixed income securities. Most of Lakeland Electric's investments are held through maturity.
- Lakeland Electric's non-fuel operating expenses, excluding gross receipts tax and depreciation, were up \$18.9 million or 27.4% from \$68.7 million in fiscal year 2022 to \$87.6 million in 2023. The unfavorable variance is primarily attributable to \$5.1 million in incremental costs associated with restoring power after Hurricane Ian, and an unfavorable year-over-year actuarial variance of \$13.2 million to the pension fund liability mentioned earlier in this report. Total operating expenses, excluding fuel and depreciation, average \$26.24 per retail MWh in fiscal year 2023, compared to \$20.94 in 2022.
- Fuel and purchased power expenses were down \$3.4 million in fiscal year 2023, primarily reflecting lower natural gas prices.
- Lakeland Electric recovers fuel costs from retail customers in the form of a fuel charge that is subject to a quarterly revision based on a forecast of fuel costs for the following twelve months. As of September 30, 2023, the retail fuel charge was \$55.00 per MWh, compared to \$75.00 per MWh twelve months earlier. The fuel recovery balance represents, on an accrual basis, the cumulative difference between fuel expenses incurred to serve retail load and fuel revenues realized. Lakeland Electric began fiscal 2023 with a cumulative over-recovered fuel position of \$10.0 million and ended the year at \$37.6 million. The fuel reserve was over-funded as of September 30, 2023, to the extent of \$6.6 million, for which a regulatory liability was recognized. See Note E, *Regulatory Assets and Liabilities* and Note S, *Deferred Inflows of Resources – Fuel Reserve*.
- Lakeland Electric recovers environmental compliance costs from retail customers in the form of an environmental compliance charge which is set annually, with the objective of achieving a zero cumulative recovery balance at the end of the subsequent budget year. An environmental compliance rate of \$2.4097 per MWh was in effect during fiscal year 2023, compared to \$2.8758 per MWh for fiscal year 2022. As of September 30, 2023, Lakeland Electric had a cumulative over-recovered environmental cost balance of \$4.6 million which was classified as a regulatory liability. Based on sales and environmental compliance expense projections, a rate of \$1.5907 per MWh was recommended for fiscal year 2024. See Note E, *Regulatory Assets and Liabilities*.

CITY OF LAKELAND, FLORIDA
DEPARTMENT OF ELECTRIC UTILITIES
MANAGEMENT'S DISCUSSION AND ANALYSIS (UNAUDITED) - CONTINUED

Financial Highlights (continued)

- Lakeland Electric recovers energy conservation charges in a similar manner to environmental compliance charges. The conservation charge is currently a flat fee of \$0.50 per month per customer. Lakeland Electric had a cumulative under-recovered energy conservation charge balance of \$13 thousand, classified as a regulatory asset, as of September 30, 2023. See Note E, *Regulatory Assets and Liabilities*.
- Lakeland Electric provides a payment in lieu of taxes at a rate of \$9.96 per MWh to the City of Lakeland's General Fund in the form of monthly cash transfers. The total amount of the payment in lieu of taxes in fiscal year 2023 was \$33.2 million, compared to \$32.7 million in 2022.

Capital Assets

- Lakeland Electric has historically funded the cost of capital improvements through a combination of bond financing and cash generated from retail utility rates. Cash set aside from base rates provided funding for some of the capital spending during the year.
- Capital spending (net of contribution in aid of construction) totaled \$28.4 million in fiscal year 2023 compared to \$59.9 million in 2022. The decrease in the capital spending during fiscal year 2023 compared to fiscal year 2022 is mainly attributable to the large amount of construction costs relating to new generation at the McIntosh plant that is still reported as construction in progress as at September 30, 2023.
- Depreciation expense, net of amortization of contributions in aid of construction, was \$34.7 million in fiscal year 2023, up \$1.7 million from 2022, reflecting the increased capital spending on depreciable assets.
- Lakeland Electric recorded contributions in aid of construction from outside the Department in the amount of \$2.2 million during fiscal year 2023, compared to \$2.7 million in 2022. These amounts are included in the Plant in Service balance in the Statements of Net Position. See Note S, *Deferred Inflows of Resources*.

The table below contains a summary of Lakeland Electric's plant investment, net of accumulated depreciation and accumulated amortization, as of September 30, 2023, and September 30, 2022. See Note H, *Utility Plant*, for more detailed information regarding utility plant assets.

	(In Thousands)	
	As of September 30,	
	2023	2022
Land	\$ 16,095	\$ 16,095
Construction in process	199,638	79,324
Buildings	5,222	5,562
Machinery and equipment	5,384	5,882
Electric transmission and distribution	345,830	340,943
Electric supply	250,784	261,384
Right-to-use leased assets	778	3,295
	\$ 823,731	\$ 712,485

CITY OF LAKELAND, FLORIDA
DEPARTMENT OF ELECTRIC UTILITIES
MANAGEMENT'S DISCUSSION AND ANALYSIS (UNAUDITED) - CONTINUED

Capital Assets (continued)

The total net dependable generating capacity of the production units owned by Lakeland Electric is 715 megawatts (MW). The most efficient unit in Lakeland Electric's fleet is McIntosh 5, a 398 MW combined cycle natural gas unit. McIntosh 3, a 342 MW coal-fired unit, jointly owned by Lakeland Electric and Orlando Utility Commission (OUC) was retired April 2021 due to economic reasons. Until the six new 20 megawatt each (120 MW total), reciprocating internal combustion engine (RICE) generators are constructed and come online, anticipated by the first quarter of fiscal year 2025, a portion of the capacity and power previously provided by McIntosh 3 will be supplied through a 125 MW Power Purchase Agreement with OUC. In addition to its Power Purchase Agreement and its base load, intermediate and peaking units, Lakeland Electric shares a power pool with Florida Municipal Power Agency (FMPA) and OUC, which provides access to relatively low-cost power to supply peak demand. Lakeland Electric has sufficient resources and transmission capacity to cover its projected load requirements for at least the next four years.

Long Term Debt

As of September 30, 2023, Lakeland Electric had \$477.4 million in net long-term bond debt outstanding compared to \$430.7 million at the end of 2022, as shown in the table below. The current portion of the long-term debt is paid on the first day of the subsequent fiscal year (October 1st). Refer to Note L, *Revenue Bonds*, for more detailed information regarding long term debt.

	(In Thousands)	
	As of September 30,	
	2023	2022
Electric System Revenue Bonds:		
Series 2010	\$ 88,960	\$ 94,100
Series 2016	97,645	107,665
Series 2017	-	88,205
Series 2018	34,390	37,320
Series 2021	121,460	123,295
Series 2023	154,470	-
	496,925	450,585
Less current portion	19,570	19,925
	\$ 477,355	\$ 430,660

As indicated in Note L, *Revenue Bonds*, the coverage on bonded debt of Lakeland Electric was 3.20 times the annual debt service requirement for the fiscal year ended September 30, 2023. Lakeland Electric is not obligated to fund a Debt Service Reserve Fund, provided that "net revenues" equal or exceed 150 percent of the bond service requirement for each year. Based on debt service requirements and forecasted revenues and expenses, debt service coverage is expected to remain greater than 2 times the annual debt service requirement in fiscal year 2024.

In 2020, the City of Lakeland issued its Florida Taxable Pension Liability Note, Series 2020, for purposes of reducing the unfunded liabilities in the City's three pension plans. The note is secured by a pledge to budget and appropriate non-ad valorem revenues of the City. The City allocated the liability to each fund according to the fiscal year 2020 pension contributions of each department. Lakeland Electric's share of the liability was 35.34% or \$20,378,522 at the time. As of September 30, 2023, the balance of the Pension Liability Bond is \$16,802,217 with a current portion payable of \$1,213,906 (See Note M, *Florida Taxable Pension Liability Reduction Note, Series 2020*). This debt is not included in Lakeland Electric's Debt Service Coverage calculation; however, the expenses are included as part of the calculation.

Lakeland Electric sets aside apportioned funds to meet its current debt service requirements (see Note F, *Asset Apportionments*).

CITY OF LAKELAND, FLORIDA
DEPARTMENT OF ELECTRIC UTILITIES
MANAGEMENT'S DISCUSSION AND ANALYSIS (UNAUDITED) - CONTINUED

Economic Factors

- The average demand for energy placed on the system from retail customers during Fiscal Year 2023 was 394 MW. The peak demand during the winter was 620 MW on December 25, 2022, and a summer peak demand of 752 MW was reached on August 9, 2023. Lakeland Electric expects to see a growth of approximately 0.9% in the retail customer base during fiscal year 2024. Lakeland Electric's ten largest customers account for less than 20 percent of revenue and well over half of the annual revenue comes from residential customers.
- The bond ratings services of Fitch RatingsTM, Moody'sTM, and Standard & PoorsTM have assigned long-term ratings of AA, Aa3, and AA, respectively, to Lakeland Electric's energy system bonds.

Currently Known Facts or Conditions That May Have a Significant Effect on the Net Position or Results of Operations

- Lakeland Electric's rates, among all customer classes, have consistently been among the lowest in Florida for many years. Residential rates for September 2023 were in the bottom half of any municipal and investor-owned electric utility in the State.
- Days cash is a key financial metric used as a measure of liquidity, essential for maintaining strong bond ratings. An internal goal of Lakeland Electric is to maintain 180 days of operating cash. At the end of fiscal year 2023, Lakeland Electric had 218 days of cash compared to 210 in the previous fiscal year. The increase in the days of cash is mainly attributable to a higher balance of cash, cash equivalents and investments brought about by slower rate funded capital spending due to resource constraints and a lengthy unplanned outage at McIntosh 5.
- Lakeland Electric has been, and will continue to be, impacted by various regulatory and legislative requirements. In the opinion of Lakeland Electric, the System is currently in compliance with all current federal, state, and local environmental regulations. Lakeland Electric cannot predict at this time whether any additional legislation or rules will be enacted which might affect operations, and if such laws or rules are enacted, what the additional capital and operating costs, if any, might occur in the future because of such actions. The estimation of costs of compliance is subject to significant uncertainties and the financial impact of future proposals could be substantial.

Using This Annual Report

The annual financial report includes the Statements of Net Position, Statements of Revenues, Expenses and Change in Net Position, Statements of Cash Flows, and Notes to the Financial Statements for Lakeland Electric an enterprise fund of the City of Lakeland. Please refer to the City's Annual Comprehensive Financial Report for additional information regarding the City of Lakeland, as a whole.

Requests for Information

This financial report is designed to provide a general overview of Lakeland Electric's finances. Questions concerning any of the information provided in this report or requests for additional financial information may be addressed to: Lakeland Electric Finance, 501 East Lemon Street, Lakeland, FL 33801.



[This page intentionally left blank]

CITY OF LAKELAND, FLORIDA
DEPARTMENT OF ELECTRIC UTILITIES
STATEMENTS OF NET POSITION

	As of September 30,	
	2023	2022
ASSETS		
CURRENT ASSETS		
Cash and cash equivalents	\$ 50,753,081	\$ 41,210,525
Accounts receivable	64,170,001	72,836,790
Less allowance for uncollectibles	(793,846)	(1,078,833)
Fuel hedges	4,937,694	-
Prepaid expenses	3,101,983	314,137
Current portion of leases receivable	214,422	249,008
Inventories	28,176,241	26,535,993
Asset apportionments (cash and equivalents) set aside for		
Current portion of bonds payable	19,570,000	19,925,000
Current portion of pension bonds payable	1,213,906	1,167,362
Accrued interest payable	8,143,739	8,636,714
Accounts payable	3,132,438	1,256,228
Accrued liabilities	168,376	522,658
Restricted assets (cash and equivalents) set aside for		
Accounts payable	3,786,246	601,230
Accrued liabilities	18,122	18,311
Total current assets	186,592,403	172,195,123
NONCURRENT ASSETS		
Asset apportionments (including \$116,580,482 and \$106,109,346 of cash and cash equivalents in 2023 and 2022, respectively).	117,591,907	108,353,505
Restricted assets (including \$73,569,478 and \$100,297,728 of cash and cash equivalents in 2023 and 2022, respectively).	73,681,749	100,484,480
Utility plant		
Land	16,095,297	16,095,297
Construction in progress	199,638,026	79,324,373
Utility plant, facilities and equipment in service	1,231,005,943	1,203,821,567
Right-to-use leased assets	831,208	3,997,609
Less accumulated depreciation	(623,785,828)	(590,051,204)
Less accumulated amortization - Leased assets	(53,206)	(702,386)
Total utility plant, net	823,731,440	712,485,256
Regulatory assets	2,462,198	1,568,253
Net pension assets	-	25,184,866
Leases receivable, less current portion	1,185,954	1,577,597
Total noncurrent assets	1,018,653,248	949,653,957
Total assets	1,205,245,651	1,121,849,080
DEFERRED OUTFLOWS OF RESOURCES		
Unamortized loss on refunding of bond debt	22,000,141	16,124,192
Deferred outflows or resources related to unrealized loss on hedges	-	27,762,044
Deferred outflows of resources related to hedge derivative	-	11,759,486
Deferred outflows of resources related to pensions	27,416,183	2,310,888
Deferred outflows of resources related to OPEB	15,363,523	17,040,510
Deferred outflows of resources related to ARO	3,724,065	1,552,692
Total deferred outflows of resources	68,503,912	76,549,812

See accompanying notes to financial statements

CITY OF LAKELAND, FLORIDA
DEPARTMENT OF ELECTRIC UTILITIES
STATEMENTS OF NET POSITION (CONTINUED)

	As of September 30,	
	2023	2022
LIABILITIES		
CURRENT LIABILITIES, payable from current assets		
Accounts payable	\$ 17,029,491	\$ 34,518,544
Accrued liabilities	2,670,483	2,296,688
Current portion of leases payable	25,017	408,469
Fuel hedges	-	27,108,009
Liabilities payable from apportioned assets		
Accrued interest payable	8,143,739	8,636,714
Current portion of bonds payable	19,570,000	19,925,000
Current portion pension bonds payable	1,213,906	1,167,362
Accounts payable	3,132,438	1,256,228
Accrued liabilities	168,376	522,658
Liabilities payable from restricted assets		
Accounts payable	3,786,246	601,230
Accrued liabilities	18,122	18,311
Total current liabilities	55,757,818	96,459,213
NONCURRENT LIABILITIES		
Regulatory liabilities	12,294,510	4,434,322
Interest rate swaps	-	11,759,486
Accrued liabilities, less current portion	3,318,082	3,260,140
Leases payable, less current portion	761,352	2,927,453
Restricted liabilities	14,182,033	13,767,143
Net OPEB liability	39,224,352	36,913,673
Net pension liability	35,188,157	-
Asset retirement obligation	4,026,270	1,803,883
Revenue bonds payable, less current portion	477,355,000	430,660,000
Pension bonds payable, less current portion	15,588,311	16,802,217
Unamortized bond premium	66,576,158	58,914,222
Total noncurrent liabilities	668,514,225	581,242,539
Total liabilities	724,272,043	677,701,752
DEFERRED INFLOWS OF RESOURCES		
Unamortized contributions in aid of construction	41,051,035	42,759,612
Fuel reserve	31,040,375	9,952,397
Deferred inflows of resources related to pensions	4,247,258	36,774,761
Deferred inflows of resources related to OPEB	31,165,628	38,159,661
Deferred inflows of resources related to solar interconnection	10,000	-
Deferred inflows of resources related to CIAC	1,000,791	623,555
Deferred inflows of resources related to leases	1,375,495	1,806,705
Deferred inflows related to unrealized gain on hedges	3,586,064	-
Total deferred inflows of resources	113,476,646	130,076,691
NET POSITION		
Net investment in capital assets	350,890,638	262,984,059
Restricted		
Capital improvement	59,499,716	86,717,337
Unrestricted	25,610,520	40,919,053
	\$ 436,000,874	\$ 390,620,449

See accompanying notes to financial statements

CITY OF LAKELAND, FLORIDA
DEPARTMENT OF ELECTRIC UTILITIES
STATEMENTS OF REVENUES, EXPENSES AND CHANGES IN NET POSITION

	Year ended September 30,	
	2023	2022
OPERATING REVENUES		
Sales of energy - retail	\$ 379,991,887	\$ 378,007,616
Sales of energy and capacity sales - wholesale	3,422,975	3,213,695
Lease revenue	212,710	291,017
Other electric operating revenue	5,795,832	5,749,421
Total operating revenues	<u>389,423,404</u>	<u>387,261,749</u>
OPERATING EXPENSES		
Fuel and purchases power	175,276,990	178,647,543
Energy supply	24,573,447	25,297,454
Energy delivery	36,897,207	30,908,708
Customer service	9,146,159	8,406,689
State tax on electric sales	10,037,366	8,399,008
Administrative and general	16,944,902	4,135,230
Total operating expenses	<u>272,876,071</u>	<u>255,794,632</u>
OPERATING INCOME BEFORE DEPRECIATION		
Depreciation expense	(38,434,135)	(36,442,591)
Amortization expense - leases	(170,136)	(378,651)
Depreciation - contribution in aid of construction	3,866,876	3,804,620
OPERATING INCOME	<u>81,809,938</u>	<u>98,450,495</u>
NONOPERATING REVENUES (EXPENSES)		
Investment revenue (less \$2,657,808 and \$2,164,112 capitalized in 2023 and 2022, respectively)	8,378,554	4,453,448
Interest revenue - leases	19,634	19,404
Net increase (decrease) in the fair value of cash equivalents	(778,504)	(32,959,932)
Miscellaneous revenues	1,134,701	1,169,455
Interest expense (less \$5,701,277 and \$4,394,757 capitalized in 2023 and 2022, respectively)	(14,946,791)	(15,614,396)
Interest expense - leases	(10,709)	(14,754)
Amortization expense - non leases	3,195,404	2,048,306
TOTAL NONOPERATING REVENUES (EXPENSES)	<u>(3,007,711)</u>	<u>(40,898,469)</u>
INCOME BEFORE TRANSFERS AND OTHER PAYMENTS	78,802,227	57,552,026
PAYMENT IN LIEU OF TAXES TO GENERAL FUND	(33,239,229)	(32,757,109)
INTERFUND TRANSFERS IN	88,777	-
INTERFUND TRANSFERS OUT	(271,350)	(393,750)
CHANGE IN NET POSITION	<u>45,380,425</u>	<u>24,401,167</u>
NET POSITION, beginning of year, as originally reported	390,620,449	366,205,010
RESTATEMENT, due to implementation of GASB 87	-	14,272
NET POSITION, beginning of year, as restated	<u>390,620,449</u>	<u>366,219,282</u>
NET POSITION, end of year	<u>\$ 436,000,874</u>	<u>\$ 390,620,449</u>

See accompanying notes to financial statements

CITY OF LAKELAND, FLORIDA
DEPARTMENT OF ELECTRIC UTILITIES
STATEMENTS OF CASH FLOWS

	Year ended September 30,	
	2023	2022
Cash flows from operating activities:		
Receipts from customers	\$ 407,249,572	\$ 363,177,972
Payments for interfund services	(13,262,587)	(12,274,376)
Payments to suppliers	(232,907,723)	(212,162,716)
Payments to employees	(34,438,141)	(41,504,961)
Net cash provided by operating activities	126,641,121	97,235,919
Cash flows used in noncapital financing activities:		
Interest paid on meter deposits	(373,228)	(493,861)
Payment in lieu of taxes and operating transfers to other funds	(33,421,802)	(33,150,859)
Payments and maturities on pension obligation bonds	(1,167,362)	(1,120,819)
Interest paid on pension obligation bond	(420,896)	(448,426)
Cash flows used in noncapital financing activities	(35,383,288)	(35,213,965)
Cash flows provided by / (used in) capital financing activities:		
Interest paid on long-term debt issued to finance capital assets	(17,112,086)	(15,036,255)
Interest received on leases	19,634	19,404
Proceeds from issuance of long-term debt	66,265,000	123,295,000
Payments on and maturities of long-term debt	(19,925,000)	(18,540,000)
Debt issue costs	7,661,936	37,763,646
Purchase of capital assets	(141,234,409)	(70,557,640)
Cash flows provided by / (used in) capital financing activities:	(104,324,925)	56,944,155
Cash flows provided by (used in) investing activities:		
Investment revenue	11,036,362	6,617,560
Net increase (decrease) in the fair value of cash equivalents	(778,504)	(32,959,932)
Cash flows provided by (used in) investing activities	10,257,858	(26,342,372)
Net increase in cash and cash equivalents	(2,809,234)	92,623,737
Cash and cash equivalents, beginning of year	279,745,102	187,121,367
Cash and cash equivalents, end of year	\$ 276,935,868	\$ 279,745,104
Classified as:		
Current	\$ 50,753,081	\$ 41,210,525
Apportioned	148,808,941	137,617,310
Restricted	77,373,846	100,917,269
Total	\$ 276,935,868	\$ 279,745,104

See accompanying notes to financial statements

CITY OF LAKELAND, FLORIDA
DEPARTMENT OF ELECTRIC UTILITIES
STATEMENTS OF CASH FLOWS (CONTINUED)

	Year ended September 30,	
	2023	2022
Adjustments to reconcile operating income to net cash provided by operating activities:		
Operating income	\$ 81,809,938	\$ 98,450,495
Depreciation	38,434,135	36,442,591
Amortization expense - leases	170,136	378,651
Depreciation - contributions in aid of construction	(3,866,876)	(3,804,620)
Miscellaneous revenue	1,134,702	1,169,454
Decrease (increase) in receivables, net	8,416,388	(22,408,630)
Decrease (increase) in inventory	(1,640,248)	(1,921,293)
Decrease (increase) in prepaid expenses	(2,787,846)	75,371
Decrease (increase) in regulatory assets	(502,302)	(449,349)
(Increase) decrease in deferred outflows related to pensions	(30,981,244)	4,717,339
(Increase) decrease in deferred outflows related to OPEB	1,676,987	3,369,150
(Increase) decrease in deferred outflows related to asset retirement obligation	(2,171,373)	3,946
Decrease (increase) in fair value of derivatives	(697,595)	(163,885)
(Decrease) increase in accounts payable	(17,489,053)	14,173,797
(Decrease) increase in accrued liabilities	431,737	(2,296,875)
(Decrease) increase in regulatory liabilities	28,948,166	(11,640,881)
Increase (decrease) in deposits payable	414,890	(43,957)
Increase (decrease) in net pension liability	60,373,023	(47,100,360)
Increase (decrease) in asset retirement obligation	2,222,387	46,192
(Decrease) increase deferred inflows of resources related to pensions	(32,527,503)	34,413,739
(Decrease) increase deferred inflows of resources related to OPEB	(6,994,033)	8,987,224
(Decrease) increase deferred inflows of resources related to CIAC	377,236	398,604
(Decrease) increase deferred inflows of resources related to leases	(431,210)	(291,016)
(Decrease) increase deferred inflows of resources related to solar interconnection	10,000	-
(Decrease) increase in net OPEB liability	2,310,679	(15,269,768)
Net cash used in operating activities	<u>\$ 126,641,121</u>	<u>\$ 97,235,919</u>
Noncash investing, capital, or financing activities:		
Capitalized interest expense	<u>\$ 8,359,085</u>	<u>\$ 6,558,869</u>

See accompanying notes to financial statements

CITY OF LAKELAND, FLORIDA
DEPARTMENT OF ELECTRIC UTILITIES
NOTES TO FINANCIAL STATEMENTS

NOTE A -SUMMARY OF SIGNIFICANT ACCOUNTING POLICIES

These financial statements present the financial position, changes in net position, and cash flows of the City of Lakeland, Department of Electric Utilities (Lakeland Electric) only, and not of the City as a whole. Lakeland Electric is an enterprise fund that accounts for the City's electric utility operations. These operations are accounted for in a manner similar to private business enterprises with the stated intent that the costs (expenses, including amortization and depreciation) of providing goods or services to the general public on a continuing basis are financed or recovered primarily through user charges.

Basis of Accounting:

Lakeland Electric uses the accrual basis of accounting in accordance with Generally Accepted Accounting Principles (GAAP) in the United States of America, as required by the Governmental Accounting Standards Board (GASB). Lakeland Electric has adopted the uniform system of accounts (USOA) prescribed by the Federal Energy Regulatory Commission (FERC) for electric operations. Lakeland Electric does not follow any accounting methods that conflict with the GASB.

Regulatory Accounting:

Lakeland Electric applies certain accounting principles allowed by the GASB with respects to *Regulated Operations*. Lakeland Electric's rates are designed to recover the cost of providing services and Lakeland Electric is able to collect those rates from its customers. This guidance allows Lakeland Electric to defer certain expenses and revenues, and to record various regulatory assets and liabilities in accordance with rate actions of the Lakeland City Commission. See Note E, Regulatory Assets and Liabilities.

Cash and Cash Equivalents:

Lakeland Electric has defined Cash and Cash Equivalents to include cash on hand, demand deposits, cash with paying agents, as well as Lakeland Electric's equity in the City's pooled cash (see Note C, Cash and Cash Equivalents). Additionally, Lakeland Electric's equity in the City's internal investment pool (see Note C, Cash and Cash Equivalents) is considered to be a cash equivalent since Lakeland Electric can deposit or effectively withdraw cash from the pool at any time without prior notice or penalty. Investments that are categorized as cash equivalents on the Statement of Net Position are reported at fair value (see Note C, Cash and Cash Equivalents).

Receivables:

Lakeland Electric bills customers monthly on a cyclical basis. Lakeland Electric has recognized, in its receivables, an estimated amount for services rendered but not yet billed as of September 30, 2023, and September 30, 2022, respectively. An estimate of uncollectible accounts is recognized based upon historical experience.

Inventories and Prepaid Items:

Inventories (see Note D, Inventories) are valued at cost, not in excess of replacement cost, using the weighted average cost method. Prepaid items are recorded as expenses when actually used.

Asset Apportionments and Restricted Assets:

Revenue bond ordinances and certain other agreements with parties outside the City require the restriction of certain fund assets for specific purposes, such as meter deposits held on behalf of utility customers and bond proceeds, which are restricted by bond ordinance for the purpose of funding certain capital improvements. Apportionments do not represent legal restrictions imposed by parties external from the local government and may be rescinded at any time (see Note F and Note G, Asset Apportionments and Restricted Assets, respectively).

CITY OF LAKELAND, FLORIDA
DEPARTMENT OF ELECTRIC UTILITIES
NOTES TO FINANCIAL STATEMENTS (CONTINUED)

NOTE A -SUMMARY OF SIGNIFICANT ACCOUNTING POLICIES (CONTINUED)

Utility Plant:

Utility plant is valued at historical cost, or estimated historical cost, if actual historical cost is not available. The acquisition value of assets that have been contributed are classified as utility plant assets in the period in which received. Interest costs on funds used for the construction of utility plant are capitalized as part of the costs of these assets.

Routine maintenance and repairs, including additions and improvements of less than \$5,000 are charged to operating expense as incurred. Individual equipment items with a cost of \$5,000 or more are capitalized. In accordance with standard industry accounting practice, electric transformers and certain specialty plant replacement components which are critical in nature are classified as utility plant and are depreciated prior to being placed in service. Total depreciation expense as a percentage of depreciable assets was approximately 2.7% and 2.8% in fiscal year 2023 and fiscal year 2022, respectively. Depreciation is computed using the straight-line method over the estimated useful lives of the assets as follows:

Land improvements	40 years
Buildings	50 years
Utility Plant	25 - 35 years
Improvements, other than buildings	10 - 45 years
Machinery and equipment	5 - 40 years

Intangible Assets:

In accordance with GASB, intangible assets (including right-to-use leased assets and right-to-use subscription assets) are classified as Fixed Assets (Utility Plant). Right-to-use leased assets are representative of Lakeland Electric’s right to use an asset over the life of a lease in which it is the lessee. The asset value is calculated as the initial amount of the lease liability, plus any lease payments made to the lessor before the lease commencement date, plus any initial direct costs incurred, minus any lease incentives received. Right-to-use subscription assets are representative of Lakeland Electric’s right to use another party’s information technology software over the life of a subscription arrangement in which it is the subscriber. The asset value is calculated as the initial amount of the subscription liability, plus any payments made to the vendor before the subscription commencement date, plus capitalizable implementation costs incurred, minus any incentives received from the vendor before the subscription commencement date. Intangible assets are amortized according to Lakeland Electric’s capitalization policy. Right-to-use leased assets are amortized over the shorter of the asset’s useful life or the term of the lease while right-to-use subscription assets are amortized over the shorter of the asset’s useful life or the term of the subscription. The capitalization levels of Lakeland Electric’s right-to-use leased asset and right-to-use subscription asset classes are as follows:

Leased land, buildings and office space	\$ 100,000
Leased equipment	\$ 100,000
Subscription assets	\$ 100,000

Contributions in Aid of Construction:

Lakeland Electric receives non-refundable payments from consumers and developers for the extension of electric services, and receives funds from developers, customers, and others for assets owned and maintained by Lakeland Electric. Lakeland Electric’s capital projects are budgeted net of outside recoveries, which is consistent with its rate design. Through the use of regulatory accounting, contributions in aid of construction are recorded as *deferred inflows of resources* and amortized over the life of the corresponding assets (see Note S, Deferred Inflows of Resources).

Lakeland Electric also receives refundable payments from developers based upon a number of lots. The contributions are fully refundable if the developer meets certain occupancy percentages within a three-year period.

CITY OF LAKELAND, FLORIDA
DEPARTMENT OF ELECTRIC UTILITIES
NOTES TO FINANCIAL STATEMENTS (CONTINUED)

NOTE A -SUMMARY OF SIGNIFICANT ACCOUNTING POLICIES (CONTINUED)

Leases as a Lessee:

Lakeland Electric is a lessee for noncancellable leases of office space and equipment. Lakeland Electric recognizes a lease liability and an intangible right-to-use leased asset for these leases in the financial statements.

At the commencement of a lease, Lakeland Electric initially measures the lease liability at the present value of lease payments expected to be made during the lease term. Lease payments to be made under reasonably certain extension options are also included in the measurement of the lease liability. Subsequently, the lease liability is reduced by the principal portion of lease payments made. The right-to-use leased asset is initially measured as the initial amount of the lease liability, adjusted for lease payments made at or before the lease commencement date, plus certain initial direct costs. Subsequently, the lease asset is amortized on a straight-line basis over the term of the lease.

Key estimates and judgments related to leases include how Lakeland Electric determines the discount rate it uses to discount the expected lease payments to present value, the lease term, and the lease payments.

Lakeland Electric uses the interest rate charged by the lessor as the discount rate. When the interest rate charged by the lessor is not provided or available, Lakeland Electric uses the interest rate implicit in the lease. If the interest rate implicit in the lease cannot be determined, Lakeland Electric generally uses its own estimated incremental borrowing rate as the discount rate for leases.

The lease term includes the noncancellable period of the lease. Lease payments included in the measurement of the lease liability are comprised of fixed payments to be made under the lease. In determining the lease term, management considers all facts and circumstances that create an economic incentive to exercise an extension option, or not exercise a termination option. Extension options are only included in the lease term if it is reasonably certain that the lease will be extended.

Lakeland Electric monitors changes in circumstances that would require a remeasurement of its leases and will remeasure the lease asset and liability if certain changes occur that are expected to significantly affect the amount of the lease liability.

Leases as a Lessor:

Lakeland Electric is a lessor for noncancellable leases of cell tower space on land and buildings, and fiber communications infrastructure. Lakeland Electric recognizes a lease receivable and a deferred inflow of resources for these leases in the financial statements.

At the commencement of a lease, Lakeland Electric initially measures the lease receivable at the present value of payments expected to be received during the lease term. Lease payments to be received under reasonably certain extension options are also included in the measurement of the lease receivable. Subsequently, the lease receivable is reduced by the principal portion of lease payments received. The deferred inflow of resources is initially measured as the initial amount of the lease receivable, adjusted for lease payments received at or before the lease commencement date. Subsequently, the deferred inflow of resources is recognized as lease revenue over the term of the lease.

Key estimates and judgments related to leases include how Lakeland Electric determines the discount rate it uses to discount the expected lease receipts to present value, the lease term, and the lease receipts.

Lakeland Electric uses its own estimated incremental borrowing rate as the discount rate for leases in which it is the lessor.

CITY OF LAKELAND, FLORIDA
DEPARTMENT OF ELECTRIC UTILITIES
NOTES TO FINANCIAL STATEMENTS (CONTINUED)

NOTE A -SUMMARY OF SIGNIFICANT ACCOUNTING POLICIES (CONTINUED)

The lease term includes the noncancellable period of the lease. Lease receipts included in the measurement of the lease receivable are comprised of fixed payments to be received under the lease. In determining the lease term, management considers all facts and circumstances that create an economic incentive to exercise an extension option, or not exercise a termination option. Extension options are only included in the lease term if the lease is reasonably certain to be extended.

Lakeland Electric monitors changes in circumstances that would require a remeasurement of its leases and will remeasure the lease receivable and deferred inflows of resources if certain changes occur that are expected to significantly affect the amount of the lease receivable.

Deferred Outflows/Inflows of Resources:

Within the Statements of Net Position, certain items that were previously reported as assets and liabilities are recognized as deferred outflows of resources and deferred inflows of resources because they result in the use of resources in the current period for the benefit of future periods (see Note J and Note S, Deferred Outflows of Resources and Deferred Inflows of Resources, respectively).

Accumulated Unpaid Vacation and Sick Pay:

The amounts of unpaid vacation and sick leave accumulated by Lakeland Electric employees are accrued as expenses when incurred. Total available sick leave hours are multiplied by the current pay rate to determine the accrued liability. The entire unpaid liability for sick leave is classified as a noncurrent liability based on Lakeland Electric's benefit accrual policies. Lakeland Electric has separated that portion of the liability for vacation time that is expected to be paid from current assets as a current liability. The amount is included in accrued liabilities (see Note K, Accrued Liabilities and Long-Term Debt).

Derivatives and Interest Rate Swap Agreements:

Derivative instruments are used by Lakeland Electric in conjunction with debt financing and fuel purchases and are reported at fair value (see Note R, Derivative and Hedging Activities).

Due to/from Other Funds:

Amounts receivable from or payable to other funds in the City of Lakeland are reflected in the accounts of the fund until liquidated by payment or authorized inter-fund transactions. Lakeland Electric had no amounts due to or receivable from other funds of the City of Lakeland as of September 30, 2023, or September 30, 2022.

Operating/Non-operating Revenue:

Revenues that are earned as a result of the business operations of Lakeland Electric are recorded as operating revenues. Interest earnings and other miscellaneous revenues are recorded as non-operating revenues.

Use of Estimates:

Management has made estimates and assumptions relating to the reporting of assets and liabilities in conformity with GAAP. Actual results may differ.

**CITY OF LAKELAND, FLORIDA
DEPARTMENT OF ELECTRIC UTILITIES
NOTES TO FINANCIAL STATEMENTS (CONTINUED)**

NOTE A -SUMMARY OF SIGNIFICANT ACCOUNTING POLICIES (CONTINUED)

Amortization - Non Leases:

Lakeland Electric records amortization using the effective interest rate method. Bond discounts, premiums, and losses on refunding of debt are amortized over the life of the issue. Lakeland Electric elects to follow accounting for regulated operations, which provides for debt issuance costs which are recovered through rates to be classified as a regulatory asset and amortized over the life of the associated debt.

Transfers to/from Other Funds:

Lakeland Electric accounts for subsidy payments to other funds as transfers to other funds in the Statements of Revenues, Expenses and Changes in Net Position. A payment in lieu of taxes is made to the General Fund at a rate of \$9.96 per MWh. Lakeland Electric distributed annual transfers to the City of Lakeland as follows:

	September 30,	
	2023	2022
Annual payment in lieu of taxes to the City of Lakeland	\$ 33,239,229	\$ 32,757,109
Transfer from Other Funds	(88,777)	-
Transfer to Other Funds	271,350	393,750
	\$ 33,421,802	\$ 33,150,859

Other Significant Accounting Policies:

Other significant accounting policies are set forth in the financial statements and the notes thereto.

CITY OF LAKELAND, FLORIDA
DEPARTMENT OF ELECTRIC UTILITIES
NOTES TO FINANCIAL STATEMENTS (CONTINUED)

NOTE B – REPORTING CHANGES AND NEW ACCOUNTING PRONOUNCEMENTS

Reporting Changes

In May 2019, the GASB issued Statement No. 91, *Conduit Debt Obligations*. The primary objectives of this Statement are to provide a single method of reporting conduit debt obligations by issuers and eliminate diversity in practice associated with (1) commitments extended by issuers, (2) arrangements associated with conduit debt obligations, and (3) related note disclosures. This Statement achieves those objectives by clarifying the existing definition of a conduit debt obligation; establishing that a conduit debt obligation is not a liability of the issuer; establishing standards for accounting and financial reporting of additional commitments and voluntary commitments extended by issuers and arrangements associated with conduit debt obligations; and improving required note disclosures. This GASB Statement was implemented for the fiscal year ending September 30, 2023. The implementation of this GASB Statement had no effect on the financial statements of Lakeland Electric.

In March 2020, the GASB issued Statement No. 93, *Replacement of Interbank Offered Rates*. Some governments entered into agreements in which variable payments made or received depend on an interbank offered rate (IBOR). Most notably, the London Interbank Offered Rate (LIBOR). Because of global reference rate reform, LIBOR is expected to cease to exist in its current form as the end of 2021, prompting governments to amend or replace financial instruments for the purpose of replacing LIBOR with other reference rates, by either changing the reference rate or adding or changing the fallback provision related to the reference rate. The objective of this Statement is to address those and other accounting and finance reporting implications from the result from the replacement of IBOR. This Statement achieves that objective by:

- Providing exceptions for certain hedging derivative instruments to the hedge accounting termination provisions when an IBOR is replaced as the reference rate of the hedging derivative instrument's variable payment
- Clarifying the hedge accounting termination provisions when a hedged item is amended to replace the reference rate
- Clarifying that the uncertainty related to the continued availability of IBORs does not, by itself, affect the assessment of whether the occurrence of a hedged expected transaction is probable
- Removing LIBOR as an appropriate benchmark interest rate for the qualitative evaluation of the effectiveness of an interest rate swap
- Identifying a Secured Overnight Financing Rate (SOFR) and the Effective Federal Funds Rate as appropriate benchmark interest rates for the qualitative evaluation of the effectiveness of an interest rate swap
- Clarifying the definition of reference rate, as it is used in Statement 53, as amended

The removal of LIBOR as an appropriate benchmark interest rate is effective for the reporting period ending after December 31, 2021. Lease modifications exceptions for certain lease contracts that are amended to replace and IBOR is effective for fiscal years beginning after June 15, 2021. Based on fallback provisions adopted by the International Swap Dealers Association, those agreements convert by using the SOFR Index in February 2023. Lakeland Electric currently does not have any outstanding interest rate swap agreements which are based on the LIBOR index. This change had no effect on the financial statements of Lakeland Electric.

In March 2020, the GASB issued Statement No. 94, *Public-Private and Public-Public Partnerships and Availability Payment Arrangements*. The objectives of this Statement are to improve financial reporting by addressing issues related to public-private and public-public partnerships (PPPs). A PPP arrangement, as used in this Statement, is when a government (the transferor) contracts with an operator (a governmental or nongovernmental entity) to provide public services by conveying control of the right to operate or use a nonfinancial asset, such as infrastructure or other capital asset (the underlying PPP asset), for a period of time in an exchange or exchange-like transaction. This Statement provides accounting and financial reporting requirements for all other PPPs: those that either (1) meet the definition of a service concession arrangement (SCA) or (2) are not within the scope of Statement 87, as amended (as clarified by this Statement). This GASB Statement was implemented for the fiscal year ending September 30, 2023. The implementation of this GASB Statement had no effect on the financial statements of Lakeland Electric.

CITY OF LAKELAND, FLORIDA
DEPARTMENT OF ELECTRIC UTILITIES
NOTES TO FINANCIAL STATEMENTS (CONTINUED)

NOTE B – REPORTING CHANGES AND NEW ACCOUNTING PRONOUNCEMENTS (CONTINUED)

In May 2020, the GASB issued Statement No. 96, *Subscription-Based Information Technology Arrangements*. The objectives of this Statement is to provide guidance on the accounting and financial reporting for subscription-based information technology arrangements (SBITAs) for government end users (governments). This Statement (1) defines a SBITA; (2) establishes that a SBITA results in a right-to-use subscription asset—an intangible asset—and a corresponding subscription liability; (3) provides the capitalization criteria for outlays other than subscription payments, including implementation costs of a SBITA; and (4) requires note disclosures regarding a SBITA. To the extent relevant, the standards for SBITAs are based on the standards established in Statement No. 87, *Leases*, as amended. This GASB Statement was implemented for the fiscal year ending September 30, 2023. The implementation of this GASB Statement had no effect on the financial statements of Lakeland Electric.

New Accounting Pronouncements:

In April 2022, GASB issued Statement No. 99, *Omnibus 2022*, which establishes or amends accounting and financial reporting requirements for specific issues related to 1) the transition from the London Interbank Offered Rate (LIBOR), the Supplemental Nutrition Assistance Program (SNAP) (formerly, food stamps), nonmonetary transactions, pledges of future revenues, the focus of government-wide financial statements, and terminology; 2) leases, public-public and public-private partnerships (PPPs), subscription-based information technology arrangements (SBITAs); and 3) financial guarantees and the classification and reporting of derivative instruments. 1) is effective immediately, 2) is effective for fiscal years beginning after June 15, 2022, and 3) is effective for fiscal years beginning after June 15, 2023. Management has not determined what impact, if any, this GASB Statement might have on its financial statements ending September 30, 2024.

In June 2022, the GASB issued Statement No. 100, *Accounting Changes and Error Corrections - an amendment of GASB Statement No. 62*. The objective of this Statement is to enhance accounting and financial reporting requirements for accounting changes and error corrections to provide more understandable, reliable, relevant, consistent, and comparable information for making decision or assessing accountability. Statement 100 defines a government should disclose Changes in accounting principles, Changes in accounting estimates, Changes to or within the financial reporting entity, and Corrections of errors in previously issued financial statements. The requirements of this Statement are effective for accounting changes and error corrections made in the fiscal years beginning after June 15, 2023, and all reporting periods thereafter. Management has not determined what impact, if any, this GASB statement might have on its financial statements ending September 30, 2024.

In June 2022, the GASB issued Statement No. 101, *Compensated Absences*. The objective of this Statement is to better meet the information needs of financial statement users by updating the recognition and measurement guidance for compensated absences. This Statement requires that liabilities for compensated absences be recognized for (1) leave that has not been used and (2) leave that has been used but not yet paid in cash or settled through noncash means. The requirements of this Statement are effective for fiscal years beginning after December 15, 2023. Management has not determined what impact, if any, this GASB statement might have on its financial statements ending September 30, 2025.

CITY OF LAKELAND, FLORIDA
DEPARTMENT OF ELECTRIC UTILITIES
NOTES TO FINANCIAL STATEMENTS (CONTINUED)

NOTE C - CASH, CASH EQUIVALENTS AND INVESTMENTS

Deposits:

All of the City of Lakeland cash accounts have been pooled and all deposits are in a single financial institution and are carried at cost. The deposits are insured or collateralized. Florida Statute, Chapter 280, sets forth the qualifications and requirements that a financial institution must meet in order to become a qualified public depository. The statute also defines the amount and type of collateral that must be pledged in order to remain qualified. The financial institution in which the City maintains its deposits is a qualified public depository. Refer to the City of Lakeland's Annual Comprehensive Financial Report for additional disclosures. The following is a summary of the key controls which the City of Lakeland utilizes to mitigate investment risk. Interest rate risk exists when there is a possibility that changes in interest rates could adversely affect an investment's fair value. The City utilizes the "segmented time distribution" method as a measure of interest rate risk. Credit risk is the risk of loss due to the failure of the security issuer or other counterparty.

Custodial credit risk is the risk that in the event of a bank failure, the City of Lakeland's deposits may not be returned. Florida Statutes require deposits by governmental units in a financial institution be collateralized. The City of Lakeland's policy, in accordance with the Florida Security for Public Deposits Act, requires that deposits in a financial institution be collateralized, and requires the use of only authorized dealers and institutions, and qualified public depositories who meet the standards as set forth by the State of Florida and the Securities and Exchange Commission's Rule 15c3-1. In the event of a failure of a qualified public depository, the remaining public depositories would be responsible for covering any resulting losses. Accordingly, all amounts reported as deposits are deemed as insured or collateralized with securities held by the entity or its agent in the entity's name. The carrying amount of Lakeland Electric's share of the pooled demand and the time deposits with financial institutions as of September 30, 2023, and September 30, 2022, was \$28,928,522 and \$29,729,951, respectively.

The types of investments in which the City of Lakeland may directly invest are governed by several forms of legal and contractual provisions. The City of Lakeland may directly invest in obligations of or obligations on which the principal and interest of is unconditionally guaranteed by the United States of America, obligations issued or guaranteed by any agency or instrumentality of the United States of America, interest bearing time deposits and repurchase agreements issued by banks, trust companies or national banking associations which are secured by obligations of or guaranteed by the United States of America or its agencies or instrumentalities. The City of Lakeland also may invest monies with the Florida State Board of Administration or other investments which at the time are legal investments under the laws of the State of Florida. Additionally, the various funds of the City have combined some of their resources into an internal investment pool in order to maximize investment earnings. The pool is comprised of money market funds, time deposits, notes, bonds, amounts invested with the Florida State Board of Administration, other securities, and accrued interest.

Lakeland Electric has an equity interest in the City's internal investment pool. There were no violations of legal or contractual provision for deposits and investments during the year. Information regarding credit risk categories for pooled investments is disclosed in the Annual Comprehensive Financial Report of the City of Lakeland. Credit risk is the risk of loss due to the failure of the security issuer or other counterparty. The City of Lakeland's investment policy minimizes credit risk by limiting investments in securities that have higher credit risks, pre-qualifying the financial institutions, brokers/dealers, intermediaries, and advisors with which the City will do business, and diversifying the investment portfolio so that potential losses on individual securities will be minimized.

Lakeland Electric's cash consisted of equity in pooled investments in the amounts of \$248,007,348 and \$250,015,151 as of September 30, 2023, and September 30, 2022, respectively. Lakeland Electric has elected to pool its cash with the City of Lakeland. On September 30, 2023, Lakeland Electric held a 38% interest in the investments of the pool compared to a 38% interest in the previous year. For additional information on the assets held by the pool, refer to Note 3 in the City of Lakeland's Annual Comprehensive Financial Report.

CITY OF LAKELAND, FLORIDA
DEPARTMENT OF ELECTRIC UTILITIES
NOTES TO FINANCIAL STATEMENTS (CONTINUED)

NOTE C - CASH, CASH EQUIVALENTS AND INVESTMENTS (CONTINUED)

As of September 30, 2023, Lakeland Electric's share of the City's Investment Pool debt security investments had the following credit quality ratings:

S&P Rating:	Market	%
AAA	\$ 54,843,277	22.11%
AA+ to AA-	62,884,664	25.36%
A+ to A-	3,317,820	1.34%
BBB+ to BBB-	17,932,381	7.23%
BB+ to BB-	2,202,190	0.89%
Below BB-	3,498,858	1.41%
NR	103,328,158	41.66%
	<u>\$ 248,007,348</u>	<u>100.00%</u>

Moody's Rating:	Market	%
Aaa	\$ 111,367,575	44.90%
Aa1 to Aa3	2,271,194	0.92%
A1 to A3	4,132,558	1.67%
Baa1 to Baa3	17,398,126	7.01%
Ba1 to Ba3	7,631,005	3.08%
Below Ba3	5,292,003	2.13%
NR	99,914,887	40.29%
	<u>\$ 248,007,348</u>	<u>100.00%</u>

Concentration of Credit Risk:

The City of Lakeland limits investments to avoid over concentration in securities from a specific issuer or business sector (excluding US Treasury securities) and continuously invests a portion of the portfolio in readily available funds such as local government investment pools, money market funds or overnight repurchase agreements.

The City of Lakeland's overall investment policy concentration limits and actual concentration limits in investment types as of September 30, 2023, are as follows:

Type of Security (Market)	Maximum % of Total	% of Total
US Government Obligations	100%	4.60%
Local Government Investment Pools	100%	0.00%
Federal Agency & Instrumentality Obligations	100%	20.50%
Asset Backed Securities	25%	23.10%
High Grade Corporate Debt & CP	25%	20.00%
State and Local Government Obligations*	25%	2.10%
Collateralized Repurchase Agreements	15%	0.00%
Certificates of Deposits	10%	0.00%
Commercial Mortgage-Backed Security (CMBS)	N/A	16.70%
Cash Equivalent (Cash Balance, Money Market)	N/A	11.30%
Other (Alternate FI, Mutual Fund, Equity Shares)	N/A	1.70%
Other Investment Pools (rated "A" or better)	10%	0.00%
Total		<u>100.00%</u>

*Except as provided for in section IV.7.b

No investments in a single security exceeded 5% of the fixed income portfolio.

CITY OF LAKELAND, FLORIDA
DEPARTMENT OF ELECTRIC UTILITIES
NOTES TO FINANCIAL STATEMENTS (CONTINUED)

NOTE C - CASH, CASH EQUIVALENTS AND INVESTMENTS (CONTINUED)

As of September 30, 2022, Lakeland Electric's share of the City's Investment Pool debt security investments had the following credit quality ratings:

S&P Rating:	Market	%
AAA	\$ 4,924,805	1.97%
AA+ to AA-	70,717,911	28.29%
A+ to A-	19,560,229	7.82%
BBB+ to BBB-	19,782,186	7.91%
BB+ to BB-	1,620,222	0.65%
Below BB-	6,685,063	2.67%
NR	126,724,735	50.69%
	<u>\$ 250,015,151</u>	<u>100.00%</u>
Moody's Rating:		
Aaa	\$ 67,830,490	27.13%
Aa1 to Aa3	19,420,302	7.77%
A1 to A3	6,975,370	2.79%
Baa1 to Baa3	22,701,277	9.07%
Ba1 to Ba3	4,014,146	1.61%
Below Ba3	8,064,067	3.23%
NR	121,009,499	48.40%
	<u>\$ 250,015,151</u>	<u>100.00%</u>

Concentration of Credit Risk:

The City of Lakeland limits investments to avoid over concentration in securities from a specific issuer or business sector (excluding US Treasury securities) and continuously invests a portion of the portfolio in readily available funds such as local government investment pools, money market funds or overnight repurchase agreements.

The City of Lakeland's overall investment policy concentration limits and actual concentration limits in investment types as of September 30, 2022, are as follows:

Type of Security (Market)	Maximum % of Total	% of Total
US Government Obligations	100%	10.00%
Local Government Investment Pools	100%	0.00%
Federal Agency & Instrumentality Obligations	100%	20.30%
Asset Backed Securities	25%	38.20%
High Grade Corporate Debt	25%	19.50%
State and Local Government Obligations*	25%	5.80%
Collateralized Repurchase Agreements	15%	0.00%
Certificates of Deposits	10%	0.00%
Other Investment Pools (rated "A" or better)	10%	6.20%
Total		<u>100.00%</u>

*Except as provided for in section IV.7.b

The Asset Backed Securities exceeded the maximum percentage temporarily as investment policy provides discretion for temporary variances, such as due to market changes. No investments in a single security exceeded 15% of the fixed income portfolio.

**CITY OF LAKELAND, FLORIDA
DEPARTMENT OF ELECTRIC UTILITIES
NOTES TO FINANCIAL STATEMENTS (CONTINUED)**

NOTE C - CASH, CASH EQUIVALENTS AND INVESTMENTS (CONTINUED)

As of September 30, 2023, and September 30, 2022, the fair value of the total investment pool of the City of Lakeland and Lakeland Electric's share of the pool was as follows:

	Reported Amount Fair Value
September 30, 2023:	
Total Investment Pool	\$ 658,109,656
Lakeland Electric's Share of the Investment Pool	\$ 248,007,348
September 30, 2022:	
Total Investment Pool	\$ 618,459,040
Lakeland Electric's Share of the Investment Pool	\$ 250,015,151

Other amounts classified as cash equivalents and investments are as follows:

	September 30	
	2023	2022
Demand deposits	\$ 28,927,647	\$ 29,729,076
Petty cash	875	875
	<u>\$ 28,928,522</u>	<u>\$ 29,729,951</u>

Cash, cash equivalents and investments are included in the following captions in the accompanying Statements of Net Position:

	September 30	
	2023	2022
Current assets:		
Cash and cash equivalents	\$ 50,753,081	\$ 41,210,525
Asset Apportionments:		
Cash and cash equivalents	119,881,296	107,888,232
Cash with paying agent	28,927,647	29,729,076
Restricted assets:		
Cash and cash equivalents	77,373,846	100,917,269
	<u>\$ 276,935,870</u>	<u>\$ 279,745,102</u>

CITY OF LAKELAND, FLORIDA
DEPARTMENT OF ELECTRIC UTILITIES
NOTES TO FINANCIAL STATEMENTS (CONTINUED)

NOTE D - INVENTORIES

The major classes of inventory consist of the following:

	September 30,	
	2023	2022
Fuel oil	\$ 2,461,023	\$ 2,333,387
Limestone	67,435	67,435
Spare parts	25,647,783	24,135,171
	<u>\$ 28,176,241</u>	<u>\$ 26,535,993</u>

NOTE E – REGULATORY ASSETS AND LIABILITIES

Unamortized Debt Issue Costs:

Lakeland Electric treats unamortized debt issuance costs as a regulatory asset as allowed for regulated operations that recover their debt issuance costs through rates. These debt issue costs are amortized using the effective interest method, over the life of the related debt.

	September 30,	
	2023	2022
Unamortized balance, beginning of year	\$ 1,568,253	\$ 869,896
Additions	1,089,828	823,011
Less amortization	(195,883)	(124,654)
Unamortized balance, end of year	<u>\$ 2,462,198</u>	<u>\$ 1,568,253</u>

Environmental Compliance, Energy Conservation and Economic Development Charges:

Accounting guidance for regulated operations allows the recognition of revenues provided either before or after the cost is incurred as assets or (liabilities) in accordance with rate actions of the City Commission. The regulatory assets/(liabilities) below represent the amounts due from, or (payable to) retail customers.

	September 30,	
	2023	2022
Environmental compliance charge recovery:		
(Liability) balance, beginning of year	\$ (3,577,502)	\$ (2,365,427)
Charges recovered through rates	7,957,252	9,504,321
Less environmental compliance expenses	6,914,091	8,292,246
(Liability) balance, end of year	<u>\$ (4,620,663)</u>	<u>\$ (3,577,502)</u>

	September 30,	
	2023	2022
Energy conservation charges recovery:		
(Liability) balance, beginning of year	\$ 33,750	\$ (299,203)
Charges recovered through rates	793,949	782,193
Less energy conservation charges	773,446	1,115,146
Asset / (Liability) balance, end of year	<u>\$ 13,247</u>	<u>\$ 33,750</u>

CITY OF LAKELAND, FLORIDA
DEPARTMENT OF ELECTRIC UTILITIES
NOTES TO FINANCIAL STATEMENTS (CONTINUED)

NOTE E – REGULATORY ASSETS AND LIABILITIES (CONTINUED)

	September 30,	
	2023	2022
Economic development charges recovery:		
(Liability) balance, beginning of year	\$ (890,570)	\$ (670,384)
Charges recovered through rates	250,000	250,000
Less economic development costs	12,436	29,814
(Liability) balance, end of year	<u>\$ (1,128,134)</u>	<u>\$ (890,570)</u>

Fuel Charges:

The cumulative over-recovery of fuel charges, in excess of the long-term fuel reserve established by the Lakeland City Commission (see Note S), is classified as a regulatory (liability) and is calculated as follows:

	September 30,	
	2023	2022
Fuel reserve balance	\$ 31,040,375	\$ 9,952,397
Less cumulative over-recovery of fuel charges	37,599,335	9,952,397
Asset / (Liability) balance, end of year	<u>\$ (6,558,960)</u>	<u>\$ -</u>

Below is a summary of regulatory assets and regulatory liabilities recorded in the Statements of Net Position of Lakeland Electric:

	September 30,	
	2023	2022
Regulatory assets:		
Unamortized debt issuance costs	<u>\$ 2,462,198</u>	<u>\$ 1,568,253</u>

	September 30,	
	2023	2022
Regulatory liabilities:		
Environmental compliance charges	\$ 4,620,663	\$ 3,577,502
Energy conservation charges	(13,247)	(33,750)
Economic development charges	1,128,134	890,570
Fuel charges	6,558,960	-
	<u>\$ 12,294,510</u>	<u>\$ 4,434,322</u>

CITY OF LAKELAND, FLORIDA
DEPARTMENT OF ELECTRIC UTILITIES
NOTES TO FINANCIAL STATEMENTS (CONTINUED)

NOTE F – ASSET APPORTIONMENTS

Debt service funds are set aside on a monthly basis and apportioned for the purpose of paying current principal and interest requirements.

The Capital Expansion Fund is used to fund capital expansion, as part of the plan to achieve Lakeland Electric’s objectives.

The Emergency Repair Fund is intended to fund large unbudgeted expenditures such as would be required for restoration from damage caused by a storm disaster. During fiscal year 2023, the Emergency Repair Fund transferred \$5,956,542 to cover costs related to Hurricane Ian paid through September 30, 2023.

Total asset apportionments and related liabilities of Lakeland Electric as of September 30, 2023, and September 30, 2022, consist of the following:

September 30, 2023:	Debt Service Sinking	Capital Expansion	Emergency Repair	Total
Cash and cash equivalents	\$ 3,654,572	\$ 106,389,026	\$ 9,837,698	\$ 119,881,296
Cash with paying agent/trustee	28,927,647	-	-	28,927,647
Accounts receivable	-	1,011,423	-	1,011,423
Asset apportionments	\$ 32,582,219	\$ 107,400,449	\$ 9,837,698	\$ 149,820,366
Accounts payable	\$ -	\$ 2,923,645	\$ 208,793	\$ 3,132,438
Accrued expenses	-	168,376	-	168,376
Accrued interest payable	8,143,739	-	-	8,143,739
Current portion of long term debt	20,783,906	-	-	20,783,906
Liabilities payable from apportioned assets, due within twelve months	\$ 28,927,645	\$ 3,092,021	\$ 208,793	\$ 32,228,459
September 30, 2022:	Debt Service Sinking	Capital Expansion	Emergency Repair	Total
Cash and cash equivalents	\$ 3,367,793	\$ 90,277,923	\$ 14,242,516	\$ 107,888,232
Cash with paying agent/trustee	29,729,076	-	-	29,729,076
Accounts receivable	-	2,244,159	-	2,244,159
Asset apportionments	\$ 33,096,869	\$ 92,522,082	\$ 14,242,516	\$ 139,861,467
Accounts payable	\$ 323,289	\$ 890,738	\$ 42,201	\$ 1,256,228
Accrued expenses	-	52,027	470,631	522,658
Accrued interest payable	8,636,714	-	-	8,636,714
Current portion of long term debt	21,092,362	-	-	21,092,362
Liabilities payable from apportioned assets, due within twelve months	\$ 30,052,365	\$ 942,765	\$ 512,832	\$ 31,507,962

CITY OF LAKELAND, FLORIDA
DEPARTMENT OF ELECTRIC UTILITIES
NOTES TO FINANCIAL STATEMENTS (CONTINUED)

NOTE G - RESTRICTED ASSETS

The Reserve for Customer Deposits, which is substantially offset by a liability payable from restricted assets reserves, represents cash held from electric customers. Guarantees from customers, other than cash, are not recorded as assets or liabilities on Lakeland Electric's Statements of Net Position.

Lakeland Electric participates in an energy efficiency revolving loan program which began in December 2009 and was initially funded by a \$250,000 block grant from the Federal Department of Energy (DOE).

Lakeland Electric's total restricted assets and restricted liabilities, as of September 30, 2023, and September 30, 2022, consist of the following:

September 30, 2023:	Customer Deposits	Block Grant	Bond Proceeds	Total Restricted
Cash and cash equivalents	\$ 12,162,288	\$ 135,248	\$ 65,076,310	\$ 77,373,846
Accounts receivable	-	112,271	-	112,271
Restricted assets	<u>\$ 12,162,288</u>	<u>\$ 247,519</u>	<u>\$ 65,076,310</u>	<u>\$ 77,486,117</u>
Accounts payable	\$ -	\$ 174	\$ 3,786,072	\$ 3,786,246
Accrued expenses	-	-	5,773	5,773
Accrued interest payable	12,349	-	-	12,349
Advances	-	250,000	-	250,000
Customer deposits	13,932,033	-	-	13,932,033
Restricted liabilities, due within twelve months	<u>\$ 13,944,382</u>	<u>\$ 250,174</u>	<u>\$ 3,791,845</u>	<u>\$ 17,986,401</u>
September 30, 2022:	Customer Deposits	Block Grant	Bond Proceeds	Total Restricted
Cash and cash equivalents	\$ 11,804,914	\$ 112,103	\$ 89,000,252	\$ 100,917,269
Accounts receivable	-	186,752	-	186,752
Restricted assets	<u>\$ 11,804,914</u>	<u>\$ 298,855</u>	<u>\$ 89,000,252</u>	<u>\$ 101,104,021</u>
Accounts payable	\$ 8,081	\$ -	\$ 593,149	\$ 601,230
Accrued expenses	-	-	5,989	5,989
Accrued interest payable	12,322	-	-	12,322
Advances	-	250,000	-	250,000
Customer deposits payable	13,517,143	-	-	13,517,143
Restricted liabilities, due within twelve months	<u>\$ 13,537,546</u>	<u>\$ 250,000</u>	<u>\$ 599,138</u>	<u>\$ 14,386,684</u>

**CITY OF LAKELAND, FLORIDA
DEPARTMENT OF ELECTRIC UTILITIES
NOTES TO FINANCIAL STATEMENTS (CONTINUED)**

NOTE H - UTILITY PLANT

Utility plant (including intangible assets) in service consists of the following:

Fiscal year 2023:	September 30, 2022	Additions	Deletions	September 30, 2023
Non-depreciable assets:				
Land	\$ 16,095,297	\$ -	\$ -	\$ 16,095,297
Construction in progress	79,324,373	129,613,274	9,299,621	199,638,026
	<u>95,419,670</u>	<u>129,613,274</u>	<u>9,299,621</u>	<u>215,733,323</u>
Depreciable assets:				
Buildings	28,306,415	756,350	-	29,062,765
Machinery and equipment	18,458,412	620,603	3,303,253	15,775,762
Electric plants in service:				
Electric delivery	627,701,132	21,976,390	-	649,677,522
Electric supply	529,355,608	8,871,982	1,737,696	536,489,894
	<u>1,299,241,237</u>	<u>161,838,599</u>	<u>14,340,570</u>	<u>1,446,739,266</u>
Amortizable intangible assets				
Right-to-use leased office space	3,825,764	-	2,994,556	831,208
Right-to-use leased office equipment	171,845	-	171,845	-
Total plant assets	<u>1,303,238,846</u>	<u>161,838,599</u>	<u>17,506,971</u>	<u>1,447,570,474</u>
Less accumulated depreciation:				
Buildings	22,744,463	1,096,389	-	23,840,852
Machinery and equipment	12,576,695	1,448,003	3,633,864	10,390,834
Electric plants in service:				
Electric delivery	286,758,623	17,100,702	11,484	303,847,841
Electric supply	267,971,423	18,789,041	1,054,163	285,706,301
	<u>590,051,204</u>	<u>38,434,135</u>	<u>4,699,511</u>	<u>623,785,828</u>
Less accumulated amortization				
Right-to-use leased office space	651,564	49,113	647,471	53,206
Right-to-use leased office equipment	50,822	121,023	171,845	-
Total plant assets	<u>590,753,590</u>	<u>38,604,271</u>	<u>5,518,827</u>	<u>623,839,034</u>
Total Utility plant net of accumulated depreciation and -amortization	<u>\$ 712,485,256</u>	<u>\$ 123,234,328</u>	<u>\$ 11,988,144</u>	<u>\$ 823,731,440</u>

CITY OF LAKELAND, FLORIDA
DEPARTMENT OF ELECTRIC UTILITIES
NOTES TO FINANCIAL STATEMENTS (CONTINUED)

NOTE H - UTILITY PLANT (CONTINUED)

Fiscal year 2022:	September 30, 2021 (Restated)	Additions	Deletions	September 30, 2022
Non-depreciable assets:				
Land	\$ 16,081,126	\$ 14,171	\$ -	\$ 16,095,297
Construction in progress	67,977,590	65,932,643	54,585,860	79,324,373
	<u>84,058,716</u>	<u>65,946,814</u>	<u>54,585,860</u>	<u>95,419,670</u>
Depreciable assets:				
Buildings	27,851,658	454,757	-	28,306,415
Machinery and equipment	21,660,354	344,459	3,546,401	18,458,412
Electric plants in service:				
Electric delivery	601,989,792	25,741,773	30,433	627,701,132
Electric supply	493,184,393	36,171,215	-	529,355,608
	<u>1,228,744,913</u>	<u>128,659,018</u>	<u>58,162,694</u>	<u>1,299,241,237</u>
Amortizable intangible assets:				
Right-to-use leased office space	2,994,556	831,208	-	3,825,764
Right-to-use leased office equipment	-	171,845	-	171,845
Total plant assets	<u>1,231,739,469</u>	<u>129,662,071</u>	<u>58,162,694</u>	<u>1,303,238,846</u>
Less accumulated depreciation:				
Buildings	21,696,956	1,063,383	15,876	22,744,463
Machinery and equipment	15,019,761	623,960	3,067,026	12,576,695
Electric plants in service:				
Electric delivery	270,562,682	16,658,100	462,159	286,758,623
Electric supply	249,874,277	18,097,146	-	267,971,423
	<u>557,153,676</u>	<u>36,442,589</u>	<u>3,545,061</u>	<u>590,051,204</u>
Less accumulated amortization:				
Right-to-use leased office space	323,736	327,828	-	651,564
Right-to-use leased office equipment	-	50,822	-	50,822
Total plant assets	<u>557,477,412</u>	<u>36,821,239</u>	<u>3,545,061</u>	<u>590,753,590</u>
Total Utility plant net of accumulated depreciation and -amortization	<u>\$ 674,262,057</u>	<u>\$ 92,840,832</u>	<u>\$ 54,617,633</u>	<u>\$ 712,485,256</u>

Allowance for Funds Used During Construction:

In accordance with GASB Statement No. 62 guidance regarding capitalized interest, Lakeland Electric has adopted the policy of capitalizing net interest costs on funds used for the construction of fixed assets. As required by the provisions of the related accounting guidance, interest charges are capitalized as part of capital costs during acquisition or construction of capital assets provided that Lakeland Electric has any outstanding debt. Interest earnings on borrowed funds, if any, are also capitalized.

	September 30,	
	2023	2022
Interest cost on bonds was reduced by amounts capitalized as follows:		
Total interest expense on bonds payable	\$ 20,257,313	\$ 19,502,692
Capitalized interest revenue	2,657,808	2,164,112
Less capitalized interest expense	5,701,277	4,394,757
	<u>\$ 17,213,844</u>	<u>\$ 17,272,047</u>

**CITY OF LAKELAND, FLORIDA
DEPARTMENT OF ELECTRIC UTILITIES
NOTES TO FINANCIAL STATEMENTS (CONTINUED)**

NOTE H - UTILITY PLANT (CONTINUED)

Utility Plant Participation Agreement:

On April 4, 1978, the City entered into a fifty-year participation agreement with the Orlando Utilities Commission (OUC). Under the terms of this agreement, the City of Lakeland has a 60% interest and OUC a 40% interest in McIntosh Unit 3, a 365 MW coal-fired steam generating unit. OUC constructed, at its expense, a 230 KV transmission line to deliver its share of the output to its service area. The City of Lakeland issued revenue bonds to cover a portion of its initial investment in the plant. OUC also issued revenue bonds to cover a portion of its investment in the plant and the cost of its 230 KV transmission line. Each participant is solely responsible for its debt issued.

The City has operational control of this project and accounts for its undivided ownership interest based on its pro-rata share of the project's construction costs and operating expenses. Total capital costs related to the replacement of Unit 3 were \$272,453 with a Lakeland Electric share of \$163,4723 and an OUC share of \$108,981 in fiscal year 2023. Total capital costs were \$141,028 with a Lakeland Electric share of \$84,617 and an OUC share of \$56,411 in fiscal year 2022. Shared operating expenses for the fiscal years ending September 30, 2023, and September 30, 2022, were as follows:

Fiscal year 2023	City Share	OUC Share	Total
McIntosh unit #3 fuel expense	\$ 42,238	\$ 28,158	\$ 70,396
McIntosh unit #3 direct operating and maintenance expenses	84,902	56,601	141,503
Other shared operating expenses	1,335,564	890,376	2,225,940
	\$ 1,462,704	\$ 975,135	\$ 2,437,839
Fiscal year 2022	City Share	OUC Share	Total
McIntosh unit #3 fuel expense	\$ 4,062	\$ 2,708	\$ 6,770
McIntosh unit #3 direct operating and maintenance expenses	1,763,922	1,175,948	2,939,870
Other shared operating expenses	76,894	51,263	128,157
	\$ 1,844,878	\$ 1,229,919	\$ 3,074,797

No separate financial statements are issued for the utility participation agreement.

Unit 3 was decommissioned in fiscal year 2021.

CITY OF LAKELAND, FLORIDA
DEPARTMENT OF ELECTRIC UTILITIES
NOTES TO FINANCIAL STATEMENTS (CONTINUED)

NOTE I - LEASES RECEIVABLE

	September 30,	
	2023	2022
Four leases for cell tower space (Five as of September 30, 2022)	\$ 331,937	\$ 628,284
Total lease payments received for the fiscal year ended September 30, 2023 amounted to \$108,913 (\$154,175 as of September 30, 2022), inclusive of interest at rates ranging from 0.3428% to 3.43% and due dates ranging from October 1, 2022 to March 1, 2028.		
One lease for fiber communications infrastructure	1,068,439	1,198,321
Total lease payments received for the fiscal year ended September 30, 2023 amounted to \$144,000 (\$144,000 as of September 30, 2022), inclusive of interest at a rate of 1.2280% and due dates ranging from October 1, 2022 to July 15, 2031.		
Total lease receivables	1,400,376	1,826,605
Less current portion	214,422	249,008
Long-term portion	\$ 1,185,954	\$ 1,577,597

The following is a summary of leases receivable transactions for the fiscal year ended September 30, 2023:

	Balance October 1 2022	Incurred / Additions	Satisfied / Deletions	Balance September 30 2023	Amount Due within One Year
Cell tower space	\$ 628,285	\$ 201,929	\$ 498,277	\$ 331,937	\$ 82,938
Fiber infrastructure	1,198,320	-	129,881	1,068,439	131,484
	\$ 1,826,605	\$ 201,929	\$ 628,158	\$ 1,400,376	\$ 214,422

The following is a summary of leases receivable transactions for the fiscal year ended September 30, 2022:

	Balance October 1 2021	Incurred / Additions	Satisfied / Deletions	Balance September 30 2022	Amount Due within One Year
Cell tower space	\$ 778,757	\$ -	\$ 150,472	\$ 628,285	\$ 119,127
Fiber infrastructure	1,326,619	-	128,299	1,198,320	129,881
	\$ 2,105,376	\$ -	\$ 278,771	\$ 1,826,605	\$ 249,008

CITY OF LAKELAND, FLORIDA
DEPARTMENT OF ELECTRIC UTILITIES
NOTES TO FINANCIAL STATEMENTS (CONTINUED)

NOTE I - LEASES RECEIVABLE (CONTINUED)

Payments for the long-term portion of the leases receivable as of September 30, 2023, are expected to be received in the subsequent years as follows:

Fiscal Year(s)	Principal	Interest	Total
2025	\$ 215,521	\$ 14,739	\$ 230,260
2026	207,215	11,429	218,644
2027	204,367	8,468	212,835
2028	164,252	5,927	170,179
2029	139,796	4,204	144,000
2030-2034	254,803	3,197	258,000
	<u>\$ 1,185,954</u>	<u>\$ 47,964</u>	<u>\$ 1,233,918</u>

NOTE J – DEFERRED OUTFLOWS OF RESOURCES

GASB requires certain items, which do not meet the definition of assets or liabilities, to be accounted for as deferred outflows or inflows of resources. Unamortized loss on refunding of debt is classified as a deferred outflow of resources, because it results in the use of resources in the current period for the benefit of future periods. It is amortized over the life of the issue using the effective interest rate method. See Note R for details regarding hedge derivative outflows.

Deferred outflows of resources as of September 30, 2023, and September 30, 2022, are as follows:

	September 30,	
	2023	2022
Unamortized loss on refunding of debt, beginning balance	\$ 16,124,192	\$ 18,640,249
Additions	8,139,533	-
Less amortization	2,263,584	2,516,057
	<u>22,000,141</u>	<u>16,124,192</u>
Fuel hedges (See Note R)	-	27,762,044
Interest rate swaps (See Note R)	-	11,759,486
Pension related (see Note N)	27,416,183	2,310,888
OPEB related (see Note P)	15,363,523	17,040,510
Asset retirement obligation outflow	3,724,065	1,552,692
Total deferred outflows of resources	<u>\$ 68,503,912</u>	<u>\$ 76,549,812</u>

CITY OF LAKELAND, FLORIDA
DEPARTMENT OF ELECTRIC UTILITIES
NOTES TO FINANCIAL STATEMENTS (CONTINUED)

NOTE K – ACCRUED LIABILITIES AND LONG-TERM DEBT

Accrued liabilities are classified on the Statements of Net Position as follows:

	September 30,	
	2023	2022
Current:		
Accrued taxes payable	\$ 1,033,574	\$ 662,345
Accrued payroll	731,691	797,068
Compensated absences	905,218	837,275
	\$ 2,670,483	\$ 2,296,688
Accrued liabilities, less current portion:		
Compensated absences	\$ 3,318,082	\$ 3,260,140
	\$ 3,318,082	\$ 3,260,140

Leases payable on the Statements of Net Position consist of the following:

	September 30,	
	2023	2022
One lease for office space (Two as of September 30, 2022)	\$ 786,369	\$ 3,237,523
Total lease payments made for the fiscal year ended September 30, 2023 amounted to \$98,509 (\$296,608 as of September 30, 2022), inclusive of interest at 1.3320% and due dates ranging from October 1, 2022 to December 1, 2042.		
Lease for office equipment (One as of September 30, 2022)	-	98,399
Total lease payments made for the fiscal year ended September 30, 2023 amounted to \$25,893 (\$36,293 as of September 30, 2022), inclusive of interest at a rate of 0.3160% and due dates ranging from October 1, 2022 to July 11, 2023.		
Total lease payables	786,369	3,335,922
Less current portion	25,017	408,469
Long-term portion	\$ 761,352	\$ 2,927,453

Payments for the long-term portion of the leases payable as of September 30, 2023, are expected to be made in the subsequent years as follows:

Fiscal Year(s)	Principal	Interest	Total
2025	\$ 26,418	\$ 9,941	\$ 36,359
2026	27,871	9,579	37,450
2027	29,376	9,198	38,574
2028	30,936	8,796	39,732
2029	32,551	8,373	40,924
2030-2034	189,065	34,721	223,786
2035-2039	238,924	20,504	259,428
2040-2044	186,211	4,015	190,226
	\$ 761,352	\$ 105,127	\$ 866,479

CITY OF LAKELAND, FLORIDA
DEPARTMENT OF ELECTRIC UTILITIES
NOTES TO FINANCIAL STATEMENTS (CONTINUED)

NOTE K – ACCRUED LIABILITIES AND LONG-TERM DEBT (CONTINUED)

Long-term bond debt, due beyond twelve months, consists of the following:

	September 30,	
	2023	2022
Revenue and refunding bonds payable, less current portion	\$ 477,355,000	\$ 430,660,000
Pension bonds payable, less current portion	15,588,311	16,802,217
Plus unamortized bond discount (net of premium)	66,576,158	58,914,222
	<u>\$ 559,519,469</u>	<u>\$ 506,376,439</u>

The following is a summary of long-term obligation transactions for the fiscal year ended September 30, 2023:

	Balance October 1, 2022	Incurred / Additions	Satisfied / Deletions	Balance September 30, 2023	Amount Due within One Year
Direct borrowing - Refunding notes payable	\$ 88,205,000	\$ -	\$ 88,205,000	\$ -	\$ -
Revenue and refunding bonds payable	362,380,000	154,470,000	19,925,000	496,925,000	19,570,000
Direct borrowing - Pension bonds payable	17,969,579	-	1,167,362	16,802,217	1,213,906
Net pension (asset) / liability	(25,184,866)	60,373,023	-	35,188,157	-
Net OPEB liability	36,913,673	2,310,679	-	39,224,352	-
Leased office spaces	3,237,523	-	2,451,154	786,369	25,017
Leased office equipment	98,399	-	98,399	-	-
Asset retirement obligation	1,803,883	2,222,387	-	4,026,270	-
Compensated absences	4,097,415	125,885	-	4,223,300	905,218
Unamortized bond premium	58,914,222	13,367,821	5,705,885	66,576,158	-
	<u>\$ 548,434,828</u>	<u>\$ 232,869,795</u>	<u>\$ 117,552,800</u>	<u>\$ 663,751,823</u>	<u>\$ 21,714,141</u>

The following is a summary of long-term obligation transactions for the fiscal year ended September 30, 2022:

	Balance October 1, 2021	Incurred / Additions	Satisfied / Deletions	Balance September 30, 2022	Amount Due within One Year
Refunding notes payable from direct borrowing	\$ 88,205,000	\$ -	\$ -	\$ 88,205,000	\$ -
Revenue and refunding bonds payable	257,625,000	123,295,000	18,540,000	362,380,000	19,925,000
Pension bonds payable from direct borrowing	19,090,398	-	1,120,819	17,969,579	1,167,362
Net pension liability	21,915,494	-	47,100,360	(25,184,866)	-
Net OPEB liability	52,183,441	-	15,269,768	36,913,673	-
Leased office spaces	2,718,706	800,773	281,956	3,237,523	310,070
Leased office equipment	-	134,589	36,190	98,399	98,399
Asset retirement obligation	1,757,691	67,482	21,290	1,803,883	-
Compensated absences	4,229,734	-	132,319	4,097,415	837,275
Unamortized bond premium	21,150,576	42,552,860	4,789,214	58,914,222	-
	<u>\$ 468,876,040</u>	<u>\$ 166,850,704</u>	<u>\$ 87,291,916</u>	<u>\$ 548,434,828</u>	<u>\$ 22,338,106</u>

CITY OF LAKELAND, FLORIDA
DEPARTMENT OF ELECTRIC UTILITIES
NOTES TO FINANCIAL STATEMENTS (CONTINUED)

NOTE L - REVENUE BONDS

Lakeland Electric's revenue bonds payable as of September 30, 2023, consist of the following:

	Series	Purpose	Interest Rate %	Final Maturity	September 30, 2022	Additions	Deletions	September 30, 2023
Direct Borrowings:								
Energy System Refunding Bonds	2017	Refunding	Variable	10/1/22	\$ 88,205,000	\$ -	\$ 88,205,000	\$ -
Energy System Refunding Bonds	2022	Refunding	Variable	10/1/27	-	88,205,000	88,205,000	\$ -
Bonds:								
Energy System Revenue and Refunding Bonds	2010	Capital assets and refunding	4.00% to 5.25%	10/1/36	94,100,000	-	5,140,000	88,960,000
Energy System Revenue and Refunding Bonds	2016	Capital assets and refunding	2.00% to 3.25% to 5.00%	10/1/36	107,665,000	-	10,020,000	97,645,000
Energy System Revenue Bonds	2018	Capital assets	5.00% to 4.00% to 5.00%	10/1/37	37,320,000	-	2,930,000	34,390,000
Energy System Revenue Bonds	2021	Capital assets	5.00%	10/1/48	123,295,000	-	1,835,000	121,460,000
Energy System Revenue and Refunding Bonds	2023	Capital assets and refunding	4.25% to 5.00%	10/1/48	-	154,470,000	-	154,470,000
					450,585,000	\$ 242,675,000	\$ 196,335,000	496,925,000
Less current portion					(19,925,000)			(19,570,000)
					<u>\$ 430,660,000</u>			<u>\$ 477,355,000</u>

The Electric and Energy Bonds Series are secured by a pledge of operating revenues of the Electric Utility. The total principal and interest remaining to be paid on all of the Electric Revenue Bonds as of September 30, 2023, is \$760,898,289. Principal and interest paid for the current year and total net customer revenues were \$216,185,541 and \$126,080,223, respectively.

The following is a schedule of combined senior and junior lien revenue bond coverage from operations for fiscal year 2023 and the previous five years:

Fiscal Year	Net Revenues Available	Debt Service Principal	Debt Service Interest	Total Debt Service	Bond Coverage
2023	\$ 126,080,223	\$ 19,570,000	\$ 19,850,541	\$ 39,420,541	3.20
2022	137,109,424	19,925,000	19,298,822	39,223,822	3.50
2021	127,005,807	18,540,000	15,584,792	34,124,792	3.72
2020	120,117,733	19,095,000	16,304,194	35,399,194	3.39
2019	118,634,866	20,195,000	17,306,668	37,501,668	3.16
2018	104,221,333	22,300,000	15,806,087	38,106,087	2.74

Bond coverage was calculated as follows for the year ended September 30, 2023:

Charges for services	\$ 389,423,404
Investment and other revenue	9,532,890
Total revenue	<u>\$ 398,956,294</u>
Less cost of operations	272,876,071
Net revenues from operations available for debt service	<u>\$ 126,080,223</u>
Debt service requirement:	
Interest on bonds payable	\$ 19,850,541
Current portion of bonds payable	19,570,000
Total debt service requirement	<u>\$ 39,420,541</u>
Bond coverage from operations	3.20

**CITY OF LAKELAND, FLORIDA
DEPARTMENT OF ELECTRIC UTILITIES
NOTES TO FINANCIAL STATEMENTS (CONTINUED)**

NOTE L - REVENUE BONDS (CONTINUED)

Lakeland Electric's events of default and subjective acceleration clauses as of September 30, 2023, consist of the following:

	Direct Borrowing	Bonds				
	Florida Taxable Pension Liability Reduction Note, Series 2020 *	Energy System Revenue and Refunding Bonds, Series 2010	Energy System Revenue and Refunding Bonds, Series 2016	Energy System Revenue Bonds, Series 2018	Energy System Revenue Bonds, Series 2021	Energy System Revenue and Refunding Bonds, Series 2023
Events of Default with negative financial consequences in case of non-compliance with the bond covenant:						
Non-payment of principal and/or interest when due	X	X	X	X	X	X
Failure to make required sinking/reserve fund deposits		X	X	X	X	X
Bankruptcy filings, not discharged	X	X	X	X	X	X
Proceedings effecting the composition of debts or claims to pledged revenues	X	X	X	X	X	X
Final judgement that would materially affect the ability to meet obligations		X	X	X	X	X
Non-performance of or compliance with any term, provision or covenant not cured	X	X	X	X	X	X
Adjudged insolvent, not set aside or stayed		X	X	X	X	X
Additional indebtedness that results or entitles any creditor to cause the acceleration of payment on additional indebtedness		X	X	X	X	X
Long-term credit rating on non-ad valorem revenues obligations is less than a Baa1/BBB+	X					
Issuer shall file petition seeking reorganization	X	X	X	X	X	X
Payment of or security for the bonds materially adversely affected, not remedied		X	X	X	X	X
Selective accelerated clauses:						
Determination by the creditor, in its sole discretion, that the occurrence of any events that substantially diminish the ability to make payments or honor the obligations under the agreement				X		

* For Lakeland Electric's proportionate share (Refer to Note N)

As of September 30, 2023, the City is in compliance with all required covenants of the bond ordinances, including compliance with federal arbitrage regulations.



[This page intentionally left blank]

CITY OF LAKELAND, FLORIDA
DEPARTMENT OF ELECTRIC UTILITIES
NOTES TO FINANCIAL STATEMENTS (CONTINUED)

NOTE L - REVENUE BONDS (CONTINUED)

The following is a schedule of the debt service requirements, excluding the current portion of outstanding revenue bonds, as of September 30, 2023:

Fiscal Year(s)	Series 2010		Series 2016		Series 2018	
	Principal	Interest	Principal	Interest	Principal	Interest
2025	\$ 5,595,000	\$ 4,220,688	\$ 10,955,000	\$ 3,140,294	\$ 1,520,000	\$ 1,337,312
2026	5,885,000	3,933,688	11,480,000	2,579,419	855,000	1,277,937
2027	6,180,000	3,624,338	12,005,000	1,992,294	380,000	1,247,062
2028	5,180,000	3,326,138	12,550,000	1,535,294	1,345,000	1,203,937
2029	5,450,000	3,047,099	12,820,000	1,202,144	1,025,000	1,144,688
2030-2034	31,885,000	10,506,168	20,625,000	3,019,572	22,615,000	3,033,681
2035-2039	23,430,000	1,887,112	6,730,000	515,750	4,665,000	560,700
	<u>\$ 83,605,000</u>	<u>\$ 30,545,231</u>	<u>\$ 87,165,000</u>	<u>\$ 13,984,767</u>	<u>\$ 32,405,000</u>	<u>\$ 9,805,317</u>

Fiscal Year(s)	Series 2021		Series 2023		TOTAL		
	Principal	Interest	Principal	Interest	Principal	Interest	Total
2025	\$ 2,445,000	\$ 5,717,975	\$ -	\$ 7,518,412	\$ 20,515,000	\$ 21,934,681	\$ 42,449,681
2026	3,320,000	5,573,850	-	7,518,412	21,540,000	20,883,306	42,423,306
2027	4,045,000	5,389,725	-	7,518,412	22,610,000	19,771,831	42,381,831
2028	4,690,000	5,171,350	-	7,518,412	23,765,000	18,755,131	42,520,131
2029	5,355,000	4,920,225	-	7,518,413	24,650,000	17,832,569	42,482,569
2030-2034	23,575,000	20,632,125	24,190,000	35,471,563	122,890,000	72,663,109	195,553,109
2035-2039	24,210,000	14,739,800	61,415,000	24,189,688	120,450,000	41,893,050	162,343,050
2040-2044	23,005,000	10,036,775	30,395,000	12,537,188	53,400,000	22,573,963	75,973,963
2045-2049	29,065,000	3,773,625	38,470,000	4,331,006	67,535,000	8,104,631	75,639,631
	<u>\$ 119,710,000</u>	<u>\$ 75,955,450</u>	<u>\$ 154,470,000</u>	<u>\$ 114,121,506</u>	<u>\$ 477,355,000</u>	<u>\$ 244,412,271</u>	<u>\$ 721,767,271</u>

CITY OF LAKELAND, FLORIDA
DEPARTMENT OF ELECTRIC UTILITIES
NOTES TO FINANCIAL STATEMENTS (CONTINUED)

NOTE L - REVENUE BONDS (CONTINUED)

Energy System Revenue and Refunding Bonds, Series 2010:

In October 2010, the City issued the Energy System Revenue and Refunding Bonds, Series 2010 in the amount of \$199,300,000 to (1) finance certain capital improvements to the electric power system of the City, (2) to refund on a current basis, a portion of the City's outstanding Electric and Water Refunding Revenue Bonds, Series 1999A, and to refund on an advance basis, all of the City's outstanding Energy System Revenue Bonds, Series 2001B, (3) to pay costs associated with the termination of a conditional bond warrant agreement, and (4) to pay certain costs and expenses related to the issuance of the Bonds. The Series 2010 bonds bear fixed interest rates ranging from 4.00% to 5.25%, and mature in serial installments from October 1, 2011, through October 1, 2036. Principal payments are payable October 1 of each year and interest payments are payable October 1 and April 1 of each year. As of September 30, 2023, the remaining principal and interest requirement for these bonds aggregate to \$123,986,281.

Energy System Revenue and Refunding Bonds, Series 2016:

In February 2016, the City issued the Energy System Revenue and Refunding Bonds, Series 2016 in the amount of \$138,650,000. The Series 2016 bonds refunded all of the Series 2014 bonds, a portion of the outstanding Series 2006 bonds, and provided \$37.4 million in proceeds to fund Electric System capital projects. The Series 2016 bonds bear fixed interest rates ranging from 2.00% to 5.00%, and mature in serial installments from October 1, 2016, through October 1, 2036. In concert with the refunding of the 2014 bonds, which were variable rate obligations, the City terminated portions of three associated floating-to-fixed interest rate swaps. The refunding portion of the transaction did not produce net present value savings or a material economic gain or loss. Rather, it was designed to restructure and simplify the Electric System's debt profile. Principal payments are payable October 1 of each year and interest payments are payable October 1 and April 1 of each year. As of September 30, 2023, the remaining principal and interest requirements for these bonds aggregate to \$115,305,934.

Energy System Revenue Bonds, Series 2018:

In September 2018, the City issued the Energy System Revenue Bonds, Series 2018 in the amount of \$43,945,000. Proceeds of the bonds were used to fund various capital projects for Lakeland Electric, including the acquisition and installation of a 125-megawatt peaking unit. The Series 2018 bonds bear fixed interest rates between 3.25% and 5.00% and mature in serial installments from October 1, 2020, through October 1, 2037. Principal payments are payable October 1 of each year and interest payments are payable October 1 and April 1 of each year. As of September 30, 2023, the remaining principal and interest requirements for these bonds aggregate to \$50,098,069.

Energy System Revenue Bonds, Series 2021:

In December 2021, the City issued the Energy System Revenue Bonds, Series 2021 in the amount of \$123,295,000. Proceeds of the bonds were used to finance the acquisition and installment of new electric generation units (six reciprocating internal combustion engines) and the acquisition, construction and equipping of certain other capital improvements to the electric power system of the City and paying certain costs and expenses related to the issuance of the Bonds. The 2021 Bonds mature in serial installments from October 1, 2023, through October 1, 2048. The bonds bear interest rates between 4.00% and 5.00%, with interest payable on April 1 and October 1 of each year. As of September 30, 2023, the remaining principal and interest requirements for these bonds aggregate to \$203,238,300.

Energy System Revenue and Refunding Bonds, Series 2023:

In September 2023, the City issued the Energy System Revenue and Refunding Bonds, Series 2023 in the amount of \$154,470,000. The Series 2023 bonds refunded all the Variable Rate Energy System Refunding Bonds, Series 2022 and provided \$66,265,000 in proceeds to fund Electric System capital projects. The Series 2023 bonds bear fixed interest rates ranging from 4.25% to 5.00%, and mature in serial installments from October 1, 2029, through October 1, 2048. In concert with the refunding of the Series 2022 bonds, which were variable rate obligations, the City terminated all of the associated floating-to-fixed interest rate swaps. As of September 30, 2023, the remaining principal and interest requirements for these bonds aggregate to \$272,747,518.

**CITY OF LAKELAND, FLORIDA
DEPARTMENT OF ELECTRIC UTILITIES
NOTES TO FINANCIAL STATEMENTS (CONTINUED)**

NOTE L - REVENUE BONDS (CONTINUED)

Interest Rate Swaps:

As a means to reduce borrowing costs and to hedge the variable rate exposure related to certain bonds, the City had entered into a number of interest rate swap agreements. In concert with the refunding of the Series 2022 bonds, which were variable rate obligations, the City terminated all of the associated floating-to-fixed interest rate swaps. As of September 30, 2023, the City did not have any outstanding interest rate swap agreements.

NOTE M – FLORIDA TAXABLE PENSION LIABILITY REDUCTION NOTE, SERIES 2020

In March 2020, the City issued its Taxable Pension Liability Reduction Note, Series 2020 in the amount of \$81,000,000. The Note is secured by a pledge to budget and appropriate non-ad valorem revenues of the City. The Note, which was issued in the form of a bank loan from Toronto Dominion Bank, N.A, pays interest on April 1 and October 1 of each year at a fixed rate of 2.42%. The note amortizes, paying interest on October 1 of each year, with a final maturity of October 1, 2040. Proceeds of the Note were used to reduce the unfunded liabilities in the City's three pension plans and to pay associated cost of issuance. Issuance of the note resulted in present value savings of approximately \$27.1 million, in that required contributions to the various pension plans will be reduced by amounts exceeding the allocable debt service on the bonds. As of September 30, 2023, the remaining principal and interest payments for these bonds aggregate to \$77,493,682.

The City allocated the note payable amounts to its funds based upon contributions made in fiscal year 2020. Accordingly, Lakeland Electric's share of the liability was 35.34% or \$20,378,522. The balance of the Pension Liability Note allocated to Lakeland Electric as of September 30, 2023, is \$16,802,217 with a current portion payable of \$1,213,906.

The following is a schedule of the debt service requirements, excluding current portion, related to the Pension Liability Note as of September 30, 2023:

	Series 2020	
Fiscal Years	Principal	Interest
2025	\$ 1,262,965	\$ 361,956
2026	1,312,025	330,798
2027	1,363,600	298,423
2028	1,416,433	264,785
2029	1,470,524	229,852
2030-2034	5,863,228	658,869
2035-2039	2,736,006	153,535
2040-2044	163,530	4,019
	<u>\$ 15,588,311</u>	<u>\$ 2,302,237</u>

CITY OF LAKELAND, FLORIDA
DEPARTMENT OF ELECTRIC UTILITIES
NOTES TO FINANCIAL STATEMENTS (CONTINUED)

NOTE N - DEFINED BENEFIT PENSION PLAN

The City maintains three separate single employer defined benefit pension plans for its employees. These plans were established and are subject to modifications in funding levels and benefits, by ordinance as approved by the City Commission. All three plans, including the Employees' Pension and Retirement System that Lakeland Electric is part of, are subject to periodic review by an independent actuary. This review is used to determine the required funding level upon which the City bases its annual contributions to the Employees' Pension and Retirement System.

The City obtains annual reviews from independent actuaries. Each year, the actuary completes a review utilizing census data covering both retired and active members of each plan and balance sheet data regarding net position of the plan based on an effective date of October 1 of the year just ended. Those reports are generally issued within 6 months of the end of the fiscal year. Any changes in the funding requirements as identified in each actuarial review are applied to the City's budget year commencing immediately after the report issuance. The funding requirements for fiscal year 2023 were based off the actuarial report with an effective date of October 1, 2021.

Summary of Significant Accounting Principles:

For purposes of measuring the net pension liability, deferred outflows of resources, and deferred inflows of resources related to pensions, pension expenses, information about the fiduciary net position of the City of Lakeland's Employees' Pension and Retirement System, and additions to/deductions from the Employees' Pension and Retirement System's fiduciary net position have been determined on the same basis as reported by the Plan. For this purpose, benefit payments (including refunds of employee contributions) are recognized when due and payable in accordance with the benefit terms.

The Plan is maintained using the accrual basis of accounting. Employee and employer contributions are recognized as revenue in the period in which the employee services are performed. Expenses are recognized when they are incurred, and revenues are recognized when they are earned. Benefits and refunds are recognized when due and payable in accordance with the terms of the plan. Generally Accepted Accounting Principles in the United States of America require management to make estimates and assumptions that affect certain reported amounts and disclosures. Accordingly, the actual results could differ from those estimates. Investments are recorded at fair value. Dividends and interest are recognized when earned. Gains and losses on sales are recognized on the trade date.

Plan Description:

The City of Lakeland Employees' Pension and Retirement System administers the City of Lakeland Employees' Pension Plan – a single employer, defined benefit pension plan that provides pensions for all full-time, regular employees of the City. The authority for the establishment and amendment of the Plan, benefits, vesting, and contributions are established by City Ordinances. Government plans are not subject to the provisions of the Employee's Retirement Income Security Act of 1974 (ERISA). Management of the plan is vested in the Employees' Pension Board, which consists of seven (7) active members – three (3) of which are elected by plan members for 3-year terms, three (3) appointed by the City Commission for 3-year terms and one (1) appointed by the board.

This Plan is a pension trust fund (fiduciary fund type) of the City that contains three pension plan options (Plans A, B, and C). Each plan option is part of a single employer, defined benefit pension plan offered by the City with a defined contribution option available to certain eligible employees. Plan A is eligible to employees of the City hired prior to October 1, 2003. Plan B is eligible to employees hired on or after October 1, 2003, through February 15, 2012. Plan C is eligible to employees hired after December 29, 2011, or who have made an irrevocable election to convert their prospective benefit calculation to Plan C as of February 15, 2012. The defined contribution option allows certain eligible employees to cease participation in this Plan and begin participation in the City's defined contribution plan.

CITY OF LAKELAND, FLORIDA
DEPARTMENT OF ELECTRIC UTILITIES
NOTES TO FINANCIAL STATEMENTS (CONTINUED)

NOTE N - DEFINED BENEFIT PENSION PLAN (CONTINUED)

Deferred Retirement Option Plan (DROP):

A Deferred Retirement Option Plan (DROP) was enacted on December 19, 2009, by Ordinance 4727. Under this Plan, participants who had attained eligibility could continue working with the city for up to sixty months while receiving a retirement benefit that was deposited into a DROP account. Under Ordinance 5989, signed June 5, 2023, DROP was extended to 8 years, ratified by Union June 8, 2023. Under this new Plan, participants who have attained eligibility may continue working with the city for up to ninety six months while receiving a retirement benefit that is deposited into a DROP account. As of September 30, 2023, Lakeland Electric had a total of 46 DROP participants.

Cost of Living Adjustment:

No cost-of-living increase was awarded for fiscal year 2023.

Funding Policy, Contributions Required, and Contributions Made:

As a result of the renegotiation of the lease agreement between the Lakeland Regional Hospital (LRH) and the City, the City received a one-time \$15 million payment from LRH, effective October 1, 2015. The purpose of the payment was to compensate the City for agreeing to cap the growth in the hospital's lease payments for the next 25 years. The City Commission expressed an interest in investing the one-time payment on a long-term basis so that a significant amount would accrue by the time the lease needs to be renegotiated in 25 years. In lieu of creating a new investment fund, the Commission approved an alternative plan per Resolution No. 5242 whereby the \$15 million was sent to the Employee Pension Fund as an advance payment against the employer's share of the unfunded pension liability. In return for this advance payment, the City (as the employer) will receive an annual credit of \$1,546,989 against its regular payment into the fund. This credit will be consistent with the current amortization schedule and methodology for the Fund's unfunded liability. The budgetary savings from this reduced annual payment are channeled into a separate investment fund so that the City can recoup its initial payment, plus interest.

The alternative plan will not affect employee contribution rates into the pension fund. They will remain unchanged. The alternative plan can be thought of as paying off a mortgage or a credit card balance early. Once the obligation is paid off, the monthly payments (which include interest) will no longer have to be made. The monthly savings can then be put in a savings account for the future.

In fiscal year 2020, the City issued a Pension Liability Reduction Note in the amount of \$81 million and contributed \$57.7 million of the proceeds to the plan as advance payment against the employer's and employee's unfunded share of the unfunded pension liability. In return for this advance payment, the City (as the employer) and the employees will receive an annual credit against the regular payment.

**CITY OF LAKELAND, FLORIDA
DEPARTMENT OF ELECTRIC UTILITIES
NOTES TO FINANCIAL STATEMENTS (CONTINUED)**

NOTE N - DEFINED BENEFIT PENSION PLAN (CONTINUED)

On February 21, 2022 the City adopted Ordinance No. 5745, wherein the remaining credit balance from the proceeds of the Pension Obligation Bonds (\$50,661,662) was added to the asset value of the plan as of September 30, 2021. This resulted in the following revisions in actuarial assumptions and methods:

- The new actuarial valuation as of October 1, 2021 was used to determine the contribution rates for the fiscal years ending September 30, 2022 and September 30, 2023.
- The full amount of the remaining credit balance from the proceeds of the Pension Obligation Bonds as of September 30, 2021 was included in the plan assets and no longer serves as an annual offset to the required employee contribution.
- The actuarial value of the assets was set equal to the market value of assets as of October 1, 2021.
- The investment return assumption was lowered from 7.25% net of investment expenses to 6.75% of net investment expenses.
- Effective October 1, 2021, after the assumption and method changes, the unfunded actuarial accrued liability (UAAL) amortization bases were combined and offset, in accordance with the methodology described for combining and offsetting amortization bases under Internal Revenue Code Section 412(b).
- The contribution rates for the previous fiscal year were used as the base amounts for cost sharing.

The City obtains an annual review by an independent actuary utilizing census data covering both retired and active plan members and balance sheet data regarding net position of the Plan based on an effective date of October 1 with the report being issued within 6 months of the fiscal year. This review is used to determine the required funding level upon which the City bases its annual contribution to the Employees' Pension and Retirement System for the budget year commencing after the issuance of that report. The actuarially determined rate is the estimated amount necessary to finance the costs of benefits earned by plan members during the year, with an additional amount to finance any unfunded accrued liability. The contribution rate for Lakeland Electric for fiscal year 2023 was calculated as follows:

As a percentage of covered payroll	9.05 %
Credit balance	<u>(1.77)%</u>
Net employer contribution rate this year	<u>7.28 %</u>

Contributions to the pension plan from Lakeland Electric were \$2,024,220 for the fiscal year ended September 30, 2023, and \$2,060,632 for the fiscal year ended September 30, 2022.

As of September 30, 2023, Lakeland Electric reported a net liability of \$35,188,157 for its proportionate share of the net pension asset of the Employees' Pension and Retirement System. The City's net pension liability was measured as of September 30, 2022, and the total pension liability used to calculate the net pension liability was determined by an actuarial valuation as of that date. The proportionate share for Lakeland Electric of the net pension asset of the Employee's Pension and Retirement System as of September 30, 2022, was \$(25,184,866). Lakeland Electric's portion of the net pension asset was based on Lakeland Electric's share of the actual contributions to the pension plan relative to the actual total contributions of the City of Lakeland. Lakeland Electric proportion was 32.2% and 34.2%, measured as of September 30, 2022, and September 30, 2021, respectively. Lakeland Electric recognized pension expenses of \$4,764,446 and \$(8,424,711) in fiscal year 2023 and fiscal year 2022, respectively.

CITY OF LAKELAND, FLORIDA
DEPARTMENT OF ELECTRIC UTILITIES
NOTES TO FINANCIAL STATEMENTS (CONTINUED)

NOTE N - DEFINED BENEFIT PENSION PLAN (CONTINUED)

Lakeland Electric reported deferred outflows of resources and deferred inflows of resources related to pensions from the following sources in fiscal year 2023 and fiscal year 2022:

	2023		2022	
	Deferred Outflows of Resources	Deferred Inflows of Resources	Deferred Outflows of Resources	Deferred Inflows of Resources
Difference between actual and expected experience	\$ 132,661	\$ 1,218,768	\$ 250,256	\$ 650,764
Changes of assumptions	8,758,117	2,505,479	-	3,644,334
Net difference between projected and actual earnings on pension plan investments	15,421,352	-	-	-
Change in cost share allocation percentage	1,079,833	523,011	-	1,076,433
Proportionate share of contributions subsequent to measurement date	2,024,220	-	2,060,632	31,403,230
Total	\$ 27,416,183	\$ 4,247,258	\$ 2,310,888	\$ 36,774,761

An amount of \$2,024,220 is reported as deferred outflows of resources related to pensions resulting from Lakeland Electric's contributions subsequent to the measurement date. This amount will be recognized as a reduction of the net pension liability in the year ending September 30, 2024. Other amounts reported as deferred outflows of resources and deferred inflows of resources related to pensions will be recognized in pension expenses as follows:

Fiscal year ended September 30th:	
2024	\$ 4,521,179
2025	2,611,384
2026	4,174,978
2027	9,837,164
	<u>\$ 21,144,705</u>

Actuarial Assumptions:

The City's actuarial valuation date is October 1, 2021 (based on the actuarial valuation results as reported on October 1, 2021 updated based on Resolution No. 5745) rolled forward to September 30, 2022 and net pension liability was measured as of September 30, 2022. The total pension liability in the actuarial evaluation was determined using the following actuarial assumptions that were applied to all periods, included in the measurement of both fiscal years ended September 30, 2022, and 2023.:

Investment rate of return	6.75%
Salary increases	4.0% to 12.5% depending on service, including inflation
Inflation rate	2.50%
Post-retirement benefit increases	N/A
Retirement rate	(1)
Mortality table	PUB-2010 Headcount Weighted General Below Median Employee Table (for pre-retirement mortality) and the PUB-2010 Headcount Weighted General Below Median Table (post-retirement mortality), with mortality improvements projected to all future years using scale MP-2018. (2)

(1) Experienced-based table of rates that are specific to the type of eligibility condition.

(2) The mortality table and improvement scales were changed to the mortality assumption used by the Florida Retirement System (FRS) for Regular Class members in the FRS actuarial valuation report as of July 1, 2020, as mandated by Chapter 112.63, Florida Statutes.

**CITY OF LAKELAND, FLORIDA
DEPARTMENT OF ELECTRIC UTILITIES
NOTES TO FINANCIAL STATEMENTS (CONTINUED)**

NOTE N - DEFINED BENEFIT PENSION PLAN (CONTINUED)

The long-term expected rate of return on pension plan investments was determined using a building-block method in which best-estimate ranges of expected future real rates of return (expected returns, net of pension plan investment expense and inflation) are developed for each major asset class. These ranges are combined to produce the long-term expected rate of return by weighing the expected future real rates of return by the target asset allocation percentage and by adding expected inflation.

The projected long-term real rate of return for the Plan net of investment expenses is 6.025%. Best estimates of arithmetic real rates of return for each major asset class included in the pension plan's target asset allocation as of measurement date September 30, 2022, are summarized in the following tables as required by GASB Statements No. 67 and No. 68:

Asset Class (Market)	Target Allocation	Long-Term Expected Real Rate of Return	Asset Group Contribution
Domestic Equity	47.50%	7.50%	3.5625%
International Equity	15.00%	8.50%	1.2750%
Domestic Bonds	25.00%	2.50%	0.6250%
Real Estate	12.50%	4.50%	0.5625%
Total Investments	<u>100.00%</u>		<u>6.0250%</u>

The discount rate used to measure the total pension liability was 6.75%. The projection of cash flows used to determine the discount rate assumed that the plan members' contributions will be made at the current contribution rate and the City contributions will be made at the rates equal to the difference between actuarially determined contribution rates and the member rate. Based on those assumptions, the pension plan's fiduciary net position was projected to be available to make all projected future benefit payments of the current plan members. Therefore, the long-term expected rate of return on pension plan investments (6.75%) was applied to all periods of projected benefit payments to determine the total pension liability.

Sensitivity of the Net Pension Liability to Changes in the Discount Rate:

The following presents Lakeland Electric's proportionate share of the City's net pension (asset) / liability calculated using the discount rate of 6.75% (2022: 7.25%), as well as what said share would be if the net pension (asset) / liability were calculated using a discount rate that is 1-percentage point lower at 5.75% (2022: 6.25%) or 1-percentage point higher at 7.75% (2022: 8.25%) than the current rate.

As of September 30, 2023	1% Decrease Rate (5.75%)	Current Discount Rate (6.75%)	1% Increase Rate (7.75%)
Lakeland Electric's proportionate share of the net pension (asset) / liability	\$ 61,838,998	\$ 35,188,157	\$ 12,782,029
 As of September 30, 2022	 1% Decrease Rate (6.25%)	 Current Discount Rate (7.25%)	 1% Increase Rate (8.25%)
Lakeland Electric's proportionate share of the net pension (asset) / liability	\$ 804,907	\$ (25,184,866)	\$ (47,107,788)

**CITY OF LAKELAND, FLORIDA
DEPARTMENT OF ELECTRIC UTILITIES
NOTES TO FINANCIAL STATEMENTS (CONTINUED)**

NOTE N - DEFINED BENEFIT PENSION PLAN (CONTINUED)

Pension Plan Fiduciary Net Position:

Detailed information about the pension plan's fiduciary net position is available in the separately issued Employee's Pension and Retirement System financial report.

Termination of Benefits:

If a member employee is terminated, either voluntarily or involuntarily, the following benefits are payable: If the employee is not vested, the employee shall be entitled to a refund of amounts contributed by the employee. If the employee is vested, the employee will be entitled to the accrued monthly retirement benefit to commence on normal retirement date, provided the employee's contributions are left in the fund. A terminated employee may also elect an early retirement benefit as described above. The authority for establishing or amending the benefit provisions and contribution provisions is contained in City ordinances.

Additional Information:

For more information regarding the aforementioned plan, refer to the City of Lakeland, Florida, Employees' Pension and Retirement System stand-alone financial statements which can be obtained by contacting the City of Lakeland, Finance Department, City Hall, 228 S. Massachusetts Ave., Lakeland, FL 33801-5086.

NOTE O - BUSINESS SEGMENT

Lakeland Electric is a department of the City of Lakeland, operating in only one business segment, that of providing electric service. The City of Lakeland has been generating power and providing electric service since 1904. Its service area is primarily the City of Lakeland and the immediate area surrounding the City.

CITY OF LAKELAND, FLORIDA
DEPARTMENT OF ELECTRIC UTILITIES
NOTES TO FINANCIAL STATEMENTS (CONTINUED)

NOTE P - POST-EMPLOYMENT BENEFITS

In addition to the pension benefits described in Note N, Defined Benefit Pension Plan, the City Commission has agreed to offer subsidized post-employment health care benefits to former employees who are receiving retirement benefits from the City in conjunction with the Employees' Pension and Retirement System Plan.

Effective October 1, 2017, the Retiree Healthcare Trust Fund adopted the provisions of GASB Statement No. 75, *Accounting and Financial Reporting by Employers for Postemployment Benefits Other Than Pensions*. This Statement replaces GASB Statements No. 45, *Financial Reporting for Post-Employment Benefit Plans Other Than Pension Plans*. In addition to the relevant disclosures within this note, Lakeland Electric's financial statements reflect its proportionate share of the total City's long-term liability for fiscal years ending September 30, 2023, and September 30, 2022, resulting from the adoption.

The Retiree Health Insurance Plan is a single-employer defined benefit healthcare plan administered by the City of Lakeland Retiree Healthcare Trust. The City Commission serves as the trustees of the plan. The plan provides for healthcare insurance for eligible retirees and their spouses and dependents through the City-sponsored health insurance plan as formally adopted by City ordinance. One other form of subsidy consists of a payment of up to 50% of the cost of Part A Medicare insurance coverage purchased by a former employee who is not otherwise eligible for Medicare coverage. To date, there have been no participants in this program. Under Florida Statute 112.08 if the City offers insurance to active employees, the City must offer the same to the retirees. The difference is the City can charge the full premium to the retiree based on the active employees'/city portion of the premiums for the plan they are enrolled in.

Funding Policy:

The contribution percentages are set forth by City ordinance. The City subsidy is equal to \$5 per month for each year of service accumulated at retirement (maximum 30 years of service or \$150 per month). The City will fund the benefit by placing 1.5% of annual covered payroll into a trust. Retirees are required to make an election as to participation in the City-sponsored health insurance plan upon retirement. Effective January 1, 2003, any employee, who wishes to have his/her spouse and dependents insured on the City of Lakeland's Health Insurance Plan prior to retirement, will be required to have them on the plan one year prior to retirement. Should a participant at any time elect not to purchase coverage from the City-sponsored plan, all eligibility for future participation in that plan, including rights to the subsidy, is terminated. Plan provisions may be amended by city ordinance.

Effective January 1, 2003, all new hires will not be eligible for the retiree subsidy plan which has been formally adopted by City ordinance 4379. The City has established a Trust to accumulate and invest assets necessary to pay for the accumulated liability.

As of September 30, 2023, Lakeland Electric reported a liability of \$39,224,352 for its proportionate share of the net OPEB liability. The City's net OPEB liability was measured as of September 30, 2022, and the total OPEB liability used to calculate the net OPEB liability was determined by an actuarial valuation as of that date. The proportionate share of the net OPEB liability as of September 30, 2022, was \$36,913,673. Lakeland Electric's portion of the net OPEB liability was based on Lakeland Electric's share of the actual contributions to the plan relative to the actual total contributions of the City of Lakeland. Lakeland Electric contributed \$1,384,154 and \$1,346,437 to the plan in fiscal year 2023 and 2022, respectively. As of September 30, 2023, Lakeland of Electric's proportion was 23.2%, compared to 23.6% as of September 30, 2022.

**CITY OF LAKELAND, FLORIDA
DEPARTMENT OF ELECTRIC UTILITIES
NOTES TO FINANCIAL STATEMENTS (CONTINUED)**

NOTE P - POST-EMPLOYMENT BENEFITS (CONTINUED)

Actuarial Assumptions:

Projections of benefits for financial reporting purposes are based on the substantive plan (the plan as understood by the employer and plan members) and include the types of benefits provided at the time of the valuation and the historical pattern of sharing of actuarial methods and assumptions used including techniques that are designed to reduce the effects of short-term volatility in actuarial liabilities and the actuarial value of assets, consistent with the long-term perspective of the calculations. Actuarial valuations involve estimates of the value of reported amounts and assumptions about the probability of events into the future. As such, these actuarial amounts are subject to continual valuation.

Significant Assumptions:

The date of the actuarial valuation on which the plan's liability was determined is September 30, 2023. The following actuarial assumptions were applied.

	2023	2022
Actuarial cost method	Entry age normal cost method based on a level percentage of projected salary	Entry age normal cost method based on a level percentage of projected salary
Valuation date	October 1, 2022	October 1, 2021
Measurement date	September 30, 2023	September 30, 2022
Projected benefit payment period	8.3 years	8.5 years
Discount rate		
Implicit	4.09%	4.02%
Explicit	6.84%	6.84%
Health care cost trend rate:		
Medical and Rx benefits		
Select	6.50%	6.75%
Ultimate	4.00%	4.00%
Medical benefits		
Select	5.50%	5.75%
Ultimate	4.00%	4.00%
Stop loss fees		
Select	6.50%	6.75%
Ultimate	4.00%	4.00%
Administrative		
Select	4.00%	4.00%
Ultimate	4.00%	4.00%
Inflation rate	2.5% per annum	2.0% per annum
Salary changes	3.5% per annum	3.5% per annum
Postemployment benefit changes	N/A	N/A
Mortality rates	Pub-2010 headcount weighted base mortality table, projected generationally using Scale MP-2021, applied on a gender-specific and job class basis	Pub-2010 headcount weighted base mortality table, projected generationally using Scale MP-2019, applied on a gender-specific and job class basis
Long-term expected rate of return	Tax-exempt, high quality municipal bond	Tax-exempt, high quality municipal bond
Asset valuation	Fair market value	Fair market value
Date of experience study	24 months ending September 30, 2023	24 months ending September 30, 2022

The total OPEB liability was determined by an actuarial valuation as of October 1, 2022, using the previously listed actuarial assumptions, applied to all periods included in the measurement, unless otherwise specified. The discount rate is the only applicable change in the simplified evaluation.

CITY OF LAKELAND, FLORIDA
DEPARTMENT OF ELECTRIC UTILITIES
NOTES TO FINANCIAL STATEMENTS (CONTINUED)

NOTE P - POST-EMPLOYMENT BENEFITS (CONTINUED)

Change in Assumptions:

The discount rate for the implicit subsidy was increased from 4.02% to 4.09%.

Interest Rates:

Discount (or interest) rates are used to reflect the time value of money. Discount rates are used in determining the present value of the valuation date of future cash flows currently expected to be required to satisfy the postretirement benefit obligation. The long-term expected rate of return using arithmetic mean on OPEB investments was determined using the rate of return on tax-exempt, high quality municipal bonds, blended with the expected rate of return on trust assets.

The discount rate used to measure the total OPEB liability was 4.09% for the implicit subsidy and 6.84% for the explicit subsidy. The discount rate for fiscal year 2022 was 4.02% for the implicit subsidy and 6.84% for the explicit subsidy. The municipal bond rate used in the discount rate is the Bond Buyer 20-Bond GO Index.

The annual money-weighted rate of return that expresses investment performance, net of investment expense, adjusted for changes in the amount actually invested was 13.9% for fiscal year 2023 and 18.9% for fiscal year 2022.

Investments:

Investments are held in the City's Consolidated Investment Fund. For information regarding the Consolidated Fund's investment policies, asset allocations, and descriptions of significant investments, refer to Note 3.C of the City of Lakeland's Annual Comprehensive Financial Report.

Concentration:

The rate of return for the assets of the Trust as of September 30, 2023, and September 30, 2022, are summarized in the following tables.

September 30, 2023:

Asset Allocation:	%	Returns (with inflation)	Balance	% of Net Position
Consolidated funds	102.59%	6.75%	\$ 10,757,581	100%
Money market funds	-2.93%	3.00%	(307,300)	-3%
Cash	0.00%	0.00%	307,300	3%
Accounts receivable	0.34%	0.00%	36,068	0%
Total	100.00%		\$ 10,793,649	100%

September 30, 2022:

Asset Allocation:	%	Returns (with inflation)	Balance	% of Net Position
Consolidated funds	99.41%	7.25%	\$ 9,458,171	99%
Money market funds	0.00%	0.49%	-	0%
Accounts receivable	0.59%	0.00%	3,018	1%
Total	100.00%		\$ 9,461,189	100%

**CITY OF LAKELAND, FLORIDA
DEPARTMENT OF ELECTRIC UTILITIES
NOTES TO FINANCIAL STATEMENTS (CONTINUED)**

NOTE P - POST-EMPLOYMENT BENEFITS (CONTINUED)

Rate of Return:

For the fiscal year ended September 30, 2023, the annual rate of return (with inflation) was 6.84%.

Projected Benefit Payments:

The long-term expected rate of return is used for the first two years of the benefit payments. Thereafter, the municipal bond rate index is applied to the remainder of the life of the plan.

Net OPEB Liability:

The components of the Net OPEB Liability for the Health Insurance Trust Fund for Lakeland Electric's proportionate share as of September 30, 2023, and September 30, 2022, are as follows:

	<u>2023</u>	<u>2022</u>
Total OPEB Liability	\$ 41,657,374	\$ 39,110,786
Fiduciary Net Position	<u>2,433,022</u>	<u>2,197,113</u>
Net OPEB Liability	<u>\$ 39,224,352</u>	<u>\$ 36,913,673</u>
Fiduciary Net Position as a percentage of the total OPEB liability	5.84%	5.62%

Sensitivity of the Net OPEB Liability to Changes in the Discount Rate:

The sensitivity of the net OPEB liability for Lakeland Electric's proportionate share to a discount rate 1% (5.09%) higher and 1% lower (3.09%) than the discount rate of 4.09% as of September 30, 2023, is as follows:

	<u>1% Decrease Rate (3.09%)</u>	<u>Current Discount Rate (4.09%)</u>	<u>1% Increase Rate (5.09%)</u>
Lakeland Electric's proportionate share of the net OPEB liability	\$ 46,582,731	\$ 39,224,352	\$ 33,420,811

The sensitivity of the net OPEB liability for Lakeland Electric's proportionate share to a discount rate 1% (5.02%) higher and 1% lower (3.02%) than the discount rate of 4.02% as of September 30, 2022, is as follows:

	<u>1% Decrease Rate (3.02%)</u>	<u>Current Discount Rate (4.02%)</u>	<u>1% Increase Rate (5.02%)</u>
Lakeland Electric's proportionate share of the net OPEB liability	\$ 45,776,325	\$ 36,913,673	\$ 30,355,278

**CITY OF LAKELAND, FLORIDA
DEPARTMENT OF ELECTRIC UTILITIES
NOTES TO FINANCIAL STATEMENTS (CONTINUED)**

NOTE P - POST-EMPLOYMENT BENEFITS (CONTINUED)

Sensitivity to the Net OPEB Liability to Changes in the Healthcare Cost Trend Rate:

The sensitivity of the net OPEB liability using healthcare cost trend rates 1% higher and 1% lower than the current trend rates as of September 30, 2023, is as follows:

	1% Decrease Trend Rate	Current Trend Rate	1% Increase Trend Rate
Lakeland Electric's proportionate share of the net OPEB liability	\$ 43,657,448	\$ 39,224,352	\$ 30,030,331

The sensitivity of the net OPEB liability using healthcare cost trend rates 1% higher and 1% lower than the current trend rates as of September 30, 2022, is as follows:

	1% Decrease Trend Rate	Current Trend Rate	1% Increase Trend Rate
Lakeland Electric's proportionate share of the net OPEB liability	\$ 46,502,777	\$ 36,913,673	\$ 29,663,970

Plan Fiduciary Net Position:

The Plan does not issue a stand-alone publicly available financial report. In accordance with the requirements of GASB Statement No. 74, *Financial Reporting for Post Employment Benefit Plans Other Than Pension Plans*, the City has elected to present the Lakeland Retiree Healthcare Trust as a fiduciary fund and include the required disclosures and required supplementary information in its annual financial statements.

CITY OF LAKELAND, FLORIDA
DEPARTMENT OF ELECTRIC UTILITIES
NOTES TO FINANCIAL STATEMENTS (CONTINUED)

NOTE P - POST-EMPLOYMENT BENEFITS (CONTINUED)

OPEB Expense and Deferred Outflows of Resources and Deferred Inflows of Resources Related to OPEB:

Lakeland Electric recognized OPEB expenses of \$(1,622,215) and (\$1,566,955) for fiscal year 2023 and fiscal year 2022, respectively. Lakeland Electric reported deferred inflows of resources related to OPEB from the following sources as of September 30, 2023, and September 30, 2022:

	2023		2022	
	Deferred Outflows of Resources	Deferred Inflows of Resources	Deferred Outflows of Resources	Deferred Inflows of Resources
Difference between projected and actual earnings	\$ 149,304	\$ -	\$ 338,161	\$ -
Difference between actual and expected experience	2,212,299	12,591,307	-	16,047,430
Changes in assumptions	11,658,926	11,111,345	15,078,602	12,774,615
Change in cost share allocation	1,342,994	7,462,976	1,623,747	9,337,616
Total	\$ 15,363,523	\$ 31,165,628	\$ 17,040,510	\$ 38,159,661

Other amounts reported as deferred inflows of resources related to OPEB will be recognized in Other Post-Employment Benefits expense as follows:

Fiscal year ended September 30th:	
2024	\$ (2,633,080)
2025	(2,208,769)
2026	(2,655,269)
2027	(2,783,394)
2028	(2,724,706)
Thereafter	(2,796,887)
	\$ (15,802,105)

NOTE Q - DEFINED CONTRIBUTION PENSION PLAN

Deferred Compensation Program:

The City has a Deferred Compensation Program pursuant to Chapter 75-295, as amended by Chapter 76-279, Florida Statutes. In accordance with the Deferred Compensation Program, the City may, by contract and/or collective bargaining agreement, agree with any City employee to defer up to 25% of an employee's gross salary.

The assets of the City's Alternate Pension Plan were transferred to a third-party administrator in the name of the participants. The City no longer has any fiduciary responsibilities concerning the plan. The City's involvement in the plan is limited to remitting the amounts paid by the participants to a third party.

CITY OF LAKELAND, FLORIDA
DEPARTMENT OF ELECTRIC UTILITIES
NOTES TO FINANCIAL STATEMENTS (CONTINUED)

NOTE R – DERIVATIVES AND HEDGING ACTIVITIES

Accounting for Derivatives and Hedging Activities:

Derivatives have a market value, require no initial investment, and may be net settled. The City follows GASB Statement No. 53, *Accounting and Financial Reporting for Derivative Instruments*. GASB Statement No. 53 requires derivatives to be categorized as either hedging derivative instruments or investment derivatives. Hedging derivative instruments are associated with specific hedging transactions wherein the intent is to significantly reduce risks. Changes in fair value of hedges are reported as either deferred inflows or deferred outflows in the statement of net position. For accounting purposes, in order to qualify as a hedge, the relationship between the derivative and the underlying asset must result in a hedge that is "effective" in mitigating risk. If the hedge transaction is considered "ineffective" the valuation of the instrument is considered investment income or loss on the Statements of Revenues, Expenses and Changes in Net Position. GASB Statement No. 53 outlines five methods for evaluating hedge effectiveness:

- Consistent critical terms
- Synthetic instrument
- Dollar offset
- Regression analysis
- Other quantitative methods

For purposes of performing hedge effectiveness testing, Lakeland Electric can use any or all of the evaluation methods and is not limited to using the same method from period to period. Therefore, if the result of any one prescribed evaluation method indicates the hedge is ineffective, Lakeland Electric may apply another method to verify effectiveness. In addition, the calculations for effectiveness may be based on either a life-to-date period or be limited to the immediately preceding annual accounting period.

Fuel Hedges:

To achieve its goals of minimizing volatility in both cash flow and fuel rates to the ratepayers, Lakeland Electric was hedged at various volumes for a rolling 30-month forward period with emphasis on upside protection through the purchase of swaps. Due to a depressed natural gas market, the costs of the program became significant. To control the cost of the program, Lakeland Electric's Utility Committee implemented changes to the policy in March 2010. When a swap is placed, at or near the same time, a put option will be placed to provide opportunity to participate in a downward market. Swaps should be placed at no more than a \$1/MMBTU above market and option premiums at \$0.50/MMBTU resulting in a maximum cost of \$1.50/MMBTU. Each quarter, when a fuel rate change is proposed, the next 12 months of forecasted volumes will be approximately 63% hedged as follows:

- 1st quarter will be 100% hedged
- 2nd quarter will be 75% hedged
- 3rd quarter will be 50% hedged
- 4th quarter will be 25% hedged

Fuel related derivative transactions are executed in accordance with the fuel hedging policies established by Lakeland Electric's Energy Risk Management Oversight Committee. The primary objective of these policies is to minimize exposure to natural gas price volatility for cash flow and fuel rate stabilization purposes. The Committee has a defined organizational structure and responsibilities, which include approving all brokerage relationships, counterparty credit worthiness, specific fuel volumes and financial limits in addition to overall policy compliance. Acquisition of these hedge transactions are managed by The Energy Authority (TEA) based on a contractual relationship created in March 2007.

**CITY OF LAKELAND, FLORIDA
DEPARTMENT OF ELECTRIC UTILITIES
NOTES TO FINANCIAL STATEMENTS (CONTINUED)**

NOTE R – DERIVATIVE AND HEDGING ACTIVITIES (CONTINUED)

TEA performs the front and back-office functions associated with such trades in accordance with overall hedging policies developed jointly by TEA and the aforementioned oversight committee of Lakeland Electric. The recording of fuel derivatives, when appropriate, is included on the Statement of Net Position as either an asset or liability measured at fair value. Related gains and/or losses are deferred and recognized in the specific period in which the derivative is settled and included as part of Fuel and Purchased Power costs in the Statement of Revenues, Expenses and Changes in Net Position. The premiums associated with the purchase of options are expensed upon expiration of the option. Premiums associated with unexpired options are embedded in the valuation table displayed later in this note. The valuation of market changes for contracts entered into within Lakeland Electric's Risk Management Program resulted in a net decrease of \$1,520,975 to the cost of fuel during the fiscal year ended September 30, 2023.

Lakeland Electric's natural gas swaps and options have been evaluated using the regression analysis method cited above. According to this method, all of Lakeland Electric's derivatives were considered to be effective. Consequently, the R-Squared relationship between the derivative based on the NYMEX index as related to physical natural gas prices based on purchased gas from Florida Gas Transmission Zones 1, 2 and 3 was 0.8 or higher with a slope between -0.8 and -1.25 with a 95% confidence. In addition, the effectiveness of options was assessed consistent with the objective of the derivative instrument as mentioned in the goals of hedging above. With GASB compliance, the open swaps and options valuation of (\$3,586,064) includes mark-to-market of the swaps and both intrinsic and extrinsic mark-to-market of the options.

Natural Gas Derivative Instruments:

Lakeland Electric uses Over-the-Counter (OTC) swaps, put options, swing-swaps and fixed price firm physical purchases of natural gas as tools to stabilize the cost of natural gas that will be needed by the utility in the future. Any gain or loss of the value of these derivatives are ultimately rolled into the price of natural gas burned, offsetting the volatility in the price of that fuel. These derivative instruments are classified in Level 2 of the fair value hierarchy using the market approach of valuation. Derivative instruments classified as Level 2 receive clearing house prices, which are based on models that reflect the contractual terms of the derivatives. As of September 30, 2023, Lakeland Electric had options, swaps and physical contracts outstanding in the following amounts, covered fiscal year 2024 and beyond:

Fiscal Year	Options	Swaps	Market Value Gain / (Loss)
2024	\$ 2,310,000	\$ 15,500,000	\$ 2,002,514
2025	-	3,990,000	1,352,422
2026	-	1,750,000	231,128
	<u>\$ 2,310,000</u>	<u>\$ 21,240,000</u>	<u>\$ 3,586,064</u>

Interest Rate Swaps:

An interest rate swap is a derivative whose value and terms are derived from a specified financial index (e.g. LIBOR). In the case of the interest rate swaps that were employed by the City of Lakeland, the intent was two-fold. The first objective was to achieve an all-in financing cost (representing interest payments to bondholders combined with net interest payments and receipts on the derivatives) that was less than the financing cost associated with traditional fixed rate bonds based on market conditions at the time of each bond issue. The second objective was to minimize the interest rate risk associated with the inherent volatility associated with "naked" variable rate debt. Under the terms of these interest rate swaps, the City of Lakeland paid an amount to a counterparty that was based on a specified notional amount (which closely approximates the outstanding principal amount of the related bonds) times a specified fixed interest rate. In exchange, the counterparty made payments to the City that were based on the same notional amount times a variable rate of interest. When the variable and fixed components of the interest rate swaps were combined with the variable cash payments made by the City to the actual bondholders, the end result was a net fixed rate of interest.

CITY OF LAKELAND, FLORIDA
DEPARTMENT OF ELECTRIC UTILITIES
NOTES TO FINANCIAL STATEMENTS (CONTINUED)

NOTE R – DERIVATIVE AND HEDGING ACTIVITIES (CONTINUED)

In the case of Lakeland's interest rate swaps, effectiveness testing measures the extent to which the terms of the interest rate swaps insulated the City from changes in the market rate of interest payable on the bonds. The City of Lakeland's interest rate swaps have been evaluated using regression analysis. All of the interest rate swaps employed by the City have passed at least one of the effectiveness tests prescribed by GASB Statement No. 53. Accordingly, the market values of the derivatives are recorded as offsetting items on the Statements of Net Position, and therefore the recognition of changes in fair market value are deferred. The interest rate swaps on the table below are related to certain prior variable rate debt, which has been refunded. The City has elected to apply the existing swap agreements to hedge the new variable rate refunding debt as a means to hedge the variable rate risk exposure related to variable rate bonds.

Note L, Revenue Bonds, refers to the fair value of interest swap derivatives, which are evaluated for effectiveness using the same criteria required for fuel hedge derivatives under GASB Statement No. 53. In concert with the refunding of the Series 2022 bonds, which were variable rate obligations, the City terminated all of the associated floating-to-fixed interest rate swaps. Lakeland Electric did not have any interest swap derivatives outstanding as of September 30, 2023.

The fair value of all of Lakeland Electric's derivatives as of September 30, 2023, and September 30, 2022, are as follows:

	September 30,	
	2023	2022
Interest rate swaps	\$ -	\$ (11,759,486)
Prepaid fuel	1,351,630	654,035
Fuel hedges (deferred outflows)	3,586,064	(27,762,044)
	\$ 4,937,694	\$ (38,867,495)

CITY OF LAKELAND, FLORIDA
DEPARTMENT OF ELECTRIC UTILITIES
NOTES TO FINANCIAL STATEMENTS (CONTINUED)

NOTE S – DEFERRED INFLOWS OF RESOURCES

Deferred inflows of resources represent acquisitions applicable to future accounting periods and typically have a credit balance similar to liabilities.

Contributions in Aid of Construction:

Through the use of regulatory accounting, Lakeland Electric records contributions in aid of construction (CIAC) as a deferred inflow of resources, which is amortized over the estimated useful life of the corresponding assets as a reduction of depreciation expense.

	September 30,	
	2023	2022
Contributions in aid of construction, beginning balance	\$ 42,759,612	\$ 43,863,472
Additions	2,158,299	2,700,760
Amortization as depreciation expense	<u>(3,866,876)</u>	<u>(3,804,620)</u>
	<u>\$ 41,051,035</u>	<u>\$ 42,759,612</u>

Fuel Reserve:

The fuel reserve represents the cumulative recovery of fuel revenues over fuel expenses up to a maximum of 15% of annual budgeted fuel expenses. A regulatory liability (see Note E) exists to the extent that the cumulative over-recovery of fuel charges exceeds the fuel reserve. The fuel reserve balance is as follows:

	September 30,	
	2023	2022
Beginning balance	\$ 9,952,397	\$ 18,792,634
Fuel revenues	202,923,928	169,807,306
Less fuel expenses	(175,276,990)	(178,647,543)
Less regulatory liability related to fuel charges	<u>(6,558,960)</u>	<u>-</u>
	<u>\$ 31,040,375</u>	<u>\$ 9,952,397</u>

Overall Summary:

Below is a summary of all deferred inflows of resources contained in the Statements of Net Position:

	September 30,	
	2023	2022
Unamortized contributions in aid of construction	\$ 41,051,035	\$ 42,759,612
Fuel reserve balance	31,040,375	9,952,397
Deferred inflows - fuel hedges (see Note R)	3,586,064	-
Deferred inflows - related to solar interconnection	10,000	-
Deferred inflows - OPEB (see Note P)	31,165,628	38,159,661
Deferred inflows - contributions in aid of construction	1,000,791	623,555
Deferred inflows - leases	1,375,495	1,806,705
Deferred inflows - actuarial (see Note N)	<u>4,247,258</u>	<u>36,774,761</u>
	<u>\$ 113,476,646</u>	<u>\$ 130,076,691</u>

CITY OF LAKELAND, FLORIDA
DEPARTMENT OF ELECTRIC UTILITIES
NOTES TO FINANCIAL STATEMENTS (CONTINUED)

NOTE T – LITIGATION

Various suits and claims arising in the ordinary course of operations are pending against Lakeland Electric. While the ultimate effect of such litigation cannot be ascertained at this time, in the opinion of counsel for Lakeland Electric, the liabilities which may arise from such actions would not result in losses which would materially affect the financial position of Lakeland Electric or the results of their operations. The City relies upon the sovereign immunity protection afforded to local governments under Section 768.28, Florida Statutes, which limits the collection of any judgment to \$200,000 per person and to \$300,000 arising out of the same incident or occurrence.

NOTE U - COMMITMENTS AND CONTINGENCIES

Self-Insurance Program:

The City of Lakeland has established a self-insurance fund for worker's compensation, general liability, public official's liability, airport liability, automobile liability, and health insurance. The purpose of this fund is to account for the cost of claims and management fees incurred in conjunction with self-insurance programs. The City makes contributions to the fund based on actuarially computed funding levels. The funding level for Lakeland Electric is determined actuarially based on Lakeland Electric's share of the total City budget, number of vehicles owned and rented, number of employees and payroll. Contributions in excess of these funding levels are accounted for as residual equity transfers in the paying fund. All claims pending on September 30, 2023, have been accrued in the financial statements of the Self-Insurance Fund. An estimated liability for incurred-but-not-reported claims also has been accrued in the financial statements of the Self-Insurance Fund. This program provides coverage up to a maximum of \$350,000 per claim for worker's compensation claims. The City purchases commercial insurance for claims in excess of this amount up to \$1,000,000 per claim. The program provides coverage of up to a maximum of \$435,000 per individual for health insurance claims. The City purchases commercial insurance for claims in excess of this amount. Refer to the City of Lakeland's Annual Comprehensive Financial Report for additional disclosures.

Contractual Commitments:

Lakeland Electric also has contracts for the supply and transportation of natural gas requiring the purchase and transportation of a minimum and a maximum number of cubic feet of natural gas per year.

Lakeland Electric has contracts for the purchase/sale and delivery of electric energy setting a maximum number of megawatts available for purchase.

Lakeland Electric has a long-term service agreement with Siemens/Westinghouse to provide labor, parts, and materials to cover all planned annual outages for McIntosh Unit 5, a 398 MW combined cycle gas turbine unit. In April 2020, the Lakeland City Commission approved changes to the contract, which included a revised payment schedule. During fiscal year 2023, milestone payments of \$8,034,989 were made under the contract. The agreement, which is scheduled to run through 2031, includes annual milestone payments, and an economic index escalation factor. Future base payments per the schedule, including escalation, are as follows:

Fiscal Year	Operating	Capital	Total
2024	\$ 423,398	\$ 7,707,161	\$ 8,130,559
2025	428,902	6,702,123	7,131,025
2026	434,478	2,181,285	2,615,763
2027	440,126	2,209,642	2,649,768
2028	445,847	2,238,367	2,684,214
2029-2031	1,372,620	23,047,229	24,419,849
	<u>\$ 3,545,371</u>	<u>\$ 44,085,807</u>	<u>\$ 47,631,178</u>

CITY OF LAKELAND, FLORIDA
DEPARTMENT OF ELECTRIC UTILITIES
NOTES TO FINANCIAL STATEMENTS (CONTINUED)

NOTE U - COMMITMENTS AND CONTINGENCIES (CONTINUED)

Lakeland Electric entered into a total of five Solar Energy Participation Agreements (SEPAs) with Sun Edison, LLC from 2009 through 2016. As of September 30, 2023, Sun Edison's former ownership interests were assigned as follows:

Location	Owner	COD *	Years	MWs/AC **	Rate
Airport I	EDP Renewables	12/22/2011	25	2.25	\$ 190.00
Airport II	Renewable Holdco I, LLC	9/16/2012	25	2.75	\$ 176.50
Airport III	Clearway Energy Group, LLC	12/21/2016	25	3.15	\$ 112.52
RP Funding Center	EDP Renewables	4/4/2010	20	0.25	\$ 280.99
West Bella Vista	Brookfield Renewable	7/6/2015	25	6.00	\$ 112.52

* Commercial Operation Date

** Megawatts per Alternating Current

Lakeland Electric has no equity interest in and assumes no financial responsibility for the solar generation systems, four of which, are located on properties owned by the City of Lakeland. The West Bella Vista property is owned by the vendor. Solar energy system installations are as follows: the roof of the RP Funding Center, the runway protection zones of the Lakeland Linder Regional Airport, and 70 acres adjacent to the Sutton Electric Substation. Four of the SEPA are in effect for twenty-five years and one is twenty years at a fixed price per MWh with no price escalation clauses.

Lakeland Electric's purchases under the SEPAs for the current and previous year were as follows:

	2023	2022
Sales revenue	\$ 2,292,960	\$ 2,386,463
MegaWatts sold	17,365.74	17,916.38
Average per MW	\$ 132.04	\$ 133.20

Lakeland Electric participates in federal and state programs that are governed by various rules and regulations of the grantor agencies. Costs charged to the respective grant programs are subject to audit and adjustment by the grantor agencies. In the opinion of management, no significant contingent liabilities exist related to compliance with the rules and regulations governing the respective grants. No provision has therefore been recorded in the accompanying financial statements for such contingencies. Lakeland Electric had active construction projects as of September 30, 2023. Commitments for construction contracts and other capital outlays as of September 30, 2023 are as follows:

McIntosh unit 5 renewal and replacement projects	\$ 5,934,291
McIntosh gas turbine 2 projects	163,655
Larsen unit 8 renewal and replacement projects	691,091
McIntosh New Generation	69,653,716
Other power production plant improvements	688,076
Energy delivery capital projects	8,036,522
Building improvement projects	402,626
Equipment	62,001
	<u>\$ 85,631,978</u>

Encumbrances:

In addition to the commitments for capital projects, Lakeland Electric had other outstanding purchase orders in the amount of \$219,935,290 as of September 30, 2023, of which \$201,317,034 represents contracts for the procurement and transportation of fuel and purchased power.

It is management's opinion that Lakeland Electric is in compliance with the requirements of all the aforementioned contractual commitments.

CITY OF LAKELAND, FLORIDA
DEPARTMENT OF ELECTRIC UTILITIES
NOTES TO FINANCIAL STATEMENTS (CONTINUED)

NOTE V – ASSET RETIREMENT OBLIGATIONS

Effective October 1, 2017, the City of Lakeland adopted GASB Statement No. 83, *Certain Asset Retirement Obligations (ARO)*. GASB Statement No. 83 established criteria for determining the timing and pattern for recognizing a liability and the corresponding deferred outflow of resources for AROs. The Statement requires that the measurement of an ARO be based on the best estimate of the current value of outlays to be incurred when retiring the asset. The best estimate should include probability weighting of all potential outcomes, when such information is available or can be obtained at reasonable cost. Otherwise, the best estimate should be the most likely amount.

ARO costs should be recognized on the balance sheet as a liability and as a deferred outflow of resources (i.e., deferred cost) once the liability is both incurred and reasonably estimable. The liability shall be reduced as payment is made, and the deferred outflows of resources shall be reduced and recognized as outflows of resources (e.g., expenses) in a systematic and rational manner over the estimated useful life of the tangible capital asset.

GASB Statement No. 83 also requires that the government disclose information about the nature of its AROs, the methods and assumptions used for the estimates of the liabilities, and the estimated remaining useful life of the associated tangible capital assets. If a government incurs an ARO (or portions thereof) but has not yet recognized the ARO because it is not reasonably estimable, the government must disclose this and the reasons why the amount is not reasonably estimable.

Procedures:

Lakeland Electric staff from various departments (e.g., legal, environmental, accounting, production, etc.) and a third-party consultant from PricewaterhouseCoopers (PwC) participated in multiple discussions to determine possible AROs at Lakeland Electric sites. There are certain asset types that have regulatory requirements related to retirement as well as certain asset types that often have retirement obligations required by permits or contracts. For those that were determined to be located at Lakeland Electric sites, staff identified whether or not those assets have legal obligations for retirement. For those with legal retirement obligations, Lakeland Electric determined if the ARO costs were reasonably estimable and, thus, the ARO liabilities should be recognized.

The following types of assets were determined to have AROs:

Item	Asset	Deferred Outflow Amortization Period	ARO Cost Estimate (9/30/2023)	ARO Cost Estimate (9/30/2022)
1	Water Wells	17 Years	\$ 486,513	\$ 471,885
2	Septic Tanks	17 Years	23,757	23,043
3	Natural Gas Pipeline	17 Years	2,656,000	448,955
			<u>\$ 3,166,270</u>	<u>\$ 943,883</u>

CITY OF LAKELAND, FLORIDA
DEPARTMENT OF ELECTRIC UTILITIES
NOTES TO FINANCIAL STATEMENTS (CONTINUED)

NOTE V – ASSET RETIREMENT OBLIGATIONS (CONTINUED)

Non-amortizing, non-accreting obligation*

Item	Asset	Deferred Outflow Amortization Period	ARO Cost Estimate (9/30/2023)	ARO Cost Estimate (9/30/2022)
1	McIntosh Plant Unit 3	N/A	\$ 860,000	\$ 860,000

*Amount relates to the requirement to repurchase land at end of life from joint owner at amount received from land sale at original participation. As amount is fixed, there will be no escalation in cost over the remaining life of plant. Furthermore, as the amount involves purchase of land, there is no amortization of the deferred outflow to expense due to land being a non-depreciable asset.

Water Wells:

Florida and federal regulations provide specific requirements for the plugging of water wells upon abandonment in Florida Administrative Code 62-532.500(5). Water wells located in the Southwest Florida Water Management District have the following specific requirement for plugging water wells upon abandonment Florida Administrative Code 40D-3.531(3).

Lakeland Electric conducted a review of all water wells installed at their sites and provided a list of applicable assets, which included the following 80 wells (8,227 total feet):

No. of Wells	Well Type	Average Depth (ft)	Unit Cost	Cost Estimate
McIntosh Plant				
7	10-inch drinking water wells	600	\$ 26,699	\$ 186,893
3	24-inch drinking water wells	732	81,164	243,492
42	2-inch extraction/monitoring wells	22	528	22,176
18	4-inch monitoring wells	43	1,518	27,324
Larsen Plant				
8	2-inch extraction wells	12	528	4,224
2	4-inch extraction wells	9	475	950
	Miscellaneous costs			1,454
				<u>\$ 486,513</u>

Lakeland Electric will likely abandon these water wells when those respective plants close.

Historically Lakeland Electric plugs and abandons water wells at the site in order to comply with the applicable regulations, the estimated cost was determined by a cost proposal prepared by Terracon Consultants, Inc. for the plugging of a four-inch groundwater monitoring well at McIntosh Plant. To obtain additional cost data for preparing the best estimate, vendor quotes were requested from local contractors. Green Well Drilling, Inc. of Lakeland, Florida provided the abandonment costs included in the table above. The contractor noted that the Southwest Florida Water Management District may request additional abandonment requirements beyond those prescribed in F.A.C. 40D-3.

Based on Green Well Drilling, Inc.'s historical experience with the District, they assumed that the most likely requirements will include filling the wells with grout to the water table and then with Portland cement from the water table to the surface. The cost estimate received in this vendor quote represents the best information currently available on which to base the ARO liability.

CITY OF LAKELAND, FLORIDA
DEPARTMENT OF ELECTRIC UTILITIES
NOTES TO FINANCIAL STATEMENTS (CONTINUED)

NOTE V – ASSET RETIREMENT OBLIGATIONS (CONTINUED)

Septic Tanks:

Florida regulations provide specific requirements for the abandonment of on-site sewage treatment and disposal systems upon retirement in Florida Administrative Code 64E-6.011(2). Lakeland Electric conducted a review of all septic tanks used at their sites and provided the following applicable assets. McIntosh Plant has four 1,250-gallon tanks, Larsen Plant has one 1,250-gallon tank and Winston Peaking Station has one 1,000-gallon tank (four of which are located beneath asphalt or concrete).

Number of Septic Tanks	Abandonment Cost per Tank	Cost Estimate
6	\$ 3,563	\$ 21,378
Miscellaneous costs		2,379
		\$ 23,757

Lakeland Electric will abandon the septic tanks when their respective plant/station close. Lakeland Electric has not previously abandoned septic tanks at any of their sites. To obtain ARO cost data for abandoning the septic tanks, vendor quotes were requested from local contractors. Averett Septic Tank Co., Inc. of Lakeland, Florida provided a cost estimate to abandon the septic tanks in accordance with F.A.C. 64E-6.011(2), which is summarized in the table above. The cost estimate received in this vendor quote represents the best information currently available on which to base the ARO liability.

Natural Gas Pipeline:

Federal regulation 49 CFR § Part 192.727(2) provides requirements for the abandonment of natural gas pipelines upon retirement. Lakeland Electric owns and operates a 16-inch, underground natural gas pipeline. The pipeline is approximately 9.25 miles long and runs from the North East Wellfield to the McIntosh Plant Regulating Station and then to the Larsen Plant. In the event that Lakeland Electric no longer needs the natural gas pipeline due the closure of all natural gas generating units, the pipeline shall be abandoned in place subject to all Federal, State, and Local rules and regulations for abandoning utilities. If not allowed to be abandoned in place, it will be removed or filled in the most economically and environmentally responsible manner as determined at the time in conjunction with the appropriate regulatory body in service to the public good.

Lakeland Electric engineers prepared the cost estimate of approximately \$2,656,000 to perform the necessary work. The components of this cost estimate are provided in the following table:

Description	Cost Estimate
Pipeline Removal	\$ 2,286,000
Pipeline Survey and Staking	18,000
Inspection	71,000
Right of Way	60,000
Project Management & Engineering Services	221,000
	\$ 2,656,000

CITY OF LAKELAND, FLORIDA
DEPARTMENT OF ELECTRIC UTILITIES
NOTES TO FINANCIAL STATEMENTS (CONTINUED)

NOTE V – ASSET RETIREMENT OBLIGATIONS (CONTINUED)

McIntosh Plant Unit 3:

Lakeland Electric was given Utility Committee approval to decommission Unit 3 in March of 2021 (a deconstructing and demolishing timeframe is currently unknown), Lakeland Electric is contractually obligated to acquire OUC's 40% ownership share of land for the amount that OUC originally paid, according to Section 19 of the *Participation Agreement Between City of Lakeland and Orlando Utilities Commission for the Joint Ownership of McIntosh Unit Three Generation Project*.

The cost to repurchase OUC's 40% share of land will be approximately \$860,000 based on the original purchase price of \$2,152,000. Because this cost is based upon a contractually agreed upon amount, these costs are considered certain, and probability weighting is not considered necessary. For more information regarding the decommission of Unit 3 see Note W.

Safeguarding Public Health and Safety:

Also identified was an obligation for safeguarding the Larsen Plant based on the requirements of the plant's industrial wastewater facility permit. Lakeland Electric, however, did not recognize the ARO liability because the requirements related to safeguarding the Larsen Plant are not currently known and, as such, the costs are not reasonably estimable.

The Larsen Plant discharges its Unit 8 cooling water, intake screen wash water, and storm water from the petroleum storage areas into Lake Parker under an industrial wastewater facility permit. As such, the Larsen Plant is subject to Florida Administrative Code 62-620, Wastewater Facility and Activities Permitting, which includes requirements for the abandonment of wastewater facilities.

The Florida Department of Environmental Protection (FDEP) has not provided information regarding the tasks that will need to be performed at the Larsen Plant in order to safeguard public health and safety. Lakeland Electric currently does not anticipate that there will be a need for any infrastructure at the plant to safeguard public health and safety beyond security fencing, which already exists at the Larsen Plant. Because Lakeland Electric is currently unable to determine what additional tasks will need to be performed, Lakeland Electric currently does not consider costs for this ARO liability to be reasonably estimable.

It is possible that, through discussions with FDEP, Lakeland Electric will identify additional tasks that will need to be performed to sufficiently safeguard public health and safety. If additional tasks are identified, a cost estimate will be prepared to complete these tasks and the ARO liability will be adjusted, as needed.



[This page intentionally left blank]

**CITY OF LAKELAND, FLORIDA
DEPARTMENT OF ELECTRIC UTILITIES
REQUIRED SUPPLEMENTARY INFORMATION
EMPLOYEE PENSION FUND
SEPTEMBER 30, 2023**

SCHEDULE OF LAKELAND ELECTRIC'S PROPORTIONATE SHARE OF THE NET PENSION LIABILITY

Employees' Pension & Retirement System

Measurement date:	2022	2021	2020	2019	2018	2017	2016	2015	2014
Lakeland Electric's proportion of net pension (asset) / liability	32.2286%	34.1828%	35.4471%	35.6524%	36.1712%	37.9290%	39.6375%	39.7567%	39.7567%
Lakeland Electric's portion of net pension (asset) / liability	\$ 35,188,157	\$(25,184,866)	\$ 21,915,494	\$ 43,759,627	\$ 37,353,637	\$ 43,697,119	\$ 53,534,111	\$ 58,777,353	\$ 48,261,275
Lakeland Electric's covered payroll	\$ 26,410,773	\$ 28,824,078	\$ 31,185,106	\$ 30,679,287	\$ 31,899,370	\$ 31,867,657	\$ 31,951,564	\$ 31,696,314	\$ 31,094,405
Lakeland Electric's proportionate share as a % of covered payroll	133.23%	(87.37)%	70.28%	142.64%	117.10%	137.12%	167.55%	185.44%	155.21%
Plan fiduciary net position as a % of total pension (asset) / liability	85.92%	109.99%	91.65%	83.03%	85.51%	83.36%	79.69%	77.14%	80.60%

This schedule is intended to show information for 10 years. Additional years will be displayed as they become available.

**CITY OF LAKELAND, FLORIDA
DEPARTMENT OF ELECTRIC UTILITIES
REQUIRED SUPPLEMENTARY INFORMATION
EMPLOYEE PENSION FUND
SEPTEMBER 30, 2023**

SCHEDULE OF LAKELAND ELECTRIC'S PENSION CONTRIBUTIONS

Employees' Pension and Retirement System
(Last 10 years)

Year Ended Sep 30th	Actuarially Determined Contribution	Annual Actual Contribution	Contribution Deficiency (Excess)	Covered Payroll	Contributions as a % of Covered Payroll
2023	\$ 2,546,485	\$ 2,024,220	\$ 522,265	\$ 26,410,773	7.66%
2022	2,252,180	2,060,632	191,548	28,824,078	7.15%
2021	5,777,782	3,126,224	2,651,558	31,447,357	9.94%
2020	6,091,836	24,053,611	(17,961,775)	31,185,106	77.13%
2019	6,226,537	5,627,295	599,242	30,679,310	18.34%
2018	6,353,623	5,596,901	756,722	31,899,370	17.55%
2017	7,094,755	5,590,678	1,504,077	31,867,657	17.54%
2016	6,035,644	11,436,475	(5,400,831)	31,951,564	35.79%
2015	5,876,490	6,240,823	(364,333)	31,696,314	19.69%
2014	5,596,993	6,120,777	(523,784)	31,094,405	19.68%

Actuarially determined contribution rates are calculated as of October 1, two years prior to the end of the fiscal year in which contributions are reported.

The City of Lakeland contributed \$15 million to the Employee Pension Fund in fiscal year 2016 as an advance payment against the employer's share of the unfunded pension liability. In return for this advance payment, the City (as the employer) will receive an annual credit against its regular payment into the fund. As a result of the \$15 million advance payment, a contribution deficiency will be reflected in future years.

The City issued a Pension Liability Reduction Note and contributed the proceeds, \$57.7 million - Employees Pension Plan in fiscal year 2020 as an advanced payment against the employer's and employees' unfunded share of the unfunded pension liability. In return the advance payment, the City (as the employer) and the employees will receive an annual credit against the regular payment into the fund. As a result of the advance payment, a contribution deficiency will be reflected in future years thru fiscal year 2040 as a credit amortized each year. The actual employer contribution for the Employee reflects the proceeds from the Pension Liability Reduction Note deposited into the Plan's assets.

CITY OF LAKELAND, FLORIDA
DEPARTMENT OF ELECTRIC UTILITIES
REQUIRED SUPPLEMENTARY INFORMATION
OTHER POST EMPLOYMENT BENEFITS (OPEB)
SEPTEMBER 30, 2023

SCHEDULE OF LAKELAND ELECTRIC'S PROPORTIONATE SHARE OF THE NET OPEB LIABILITY

Other Post Employment Benefits (OPEB)							
Measurement date:	2023	2022	2021	2020	2019	2018	2017
Lakeland Electric's proportion of the net OPEB liability	23.2108%	23.5866%	25.9230%	27.7600%	27.7600%	29.3824%	29.8280%
Lakeland Electric's portion of the net OPEB liability	\$ 39,224,352	\$ 36,913,673	\$ 52,183,441	\$ 59,089,390	\$ 51,892,133	\$ 52,325,012	\$ 55,594,556
Lakeland Electric's covered payroll	\$ 26,410,773	\$ 28,824,078	\$ 31,185,106	\$ 30,679,287	\$ 31,899,370	\$ 31,867,657	\$ 31,951,564
Lakeland Electric's proportionate share as a % of covered payroll	148.52%	128.07%	167.33%	192.60%	162.67%	164.19%	174.00%
Plan fiduciary net position as a % of total OPEB liability	5.62%	5.62%	5.50%	4.41%	4.63%	4.45%	3.82%

GASB 75 was implemented in fiscal year 2018. This schedule is intended to show information for 10 years. Additional years will be displayed as they become available.

SCHEDULE OF LAKELAND ELECTRIC'S OPEB CONTRIBUTIONS

Other Post Employment Benefits (OPEB)					
Year Ended Sep 30th	Statutorily Determined Contribution	Annual Actual Contribution	Contribution Deficiency (Excess)	Covered Payroll	Contributions as a % of Covered Payroll
2023	\$ 396,162	\$ 1,384,154	\$ (987,992)	\$ 26,410,773	5.24%
2022	432,361	1,346,437	(914,076)	28,824,078	4.67%
2021	467,777	1,379,305	(911,528)	31,185,106	4.42%
2020	460,189	1,499,704	(1,039,515)	30,679,287	4.89%
2019	478,491	1,720,376	(1,241,885)	31,899,370	5.39%
2018	478,015	2,424,179	(1,946,164)	31,867,657	7.61%
2017	479,273	506,009	(26,736)	31,951,564	1.58%

GASB 75 was implemented in fiscal year 2018. This schedule is intended to show information for 10 years. Additional years will be displayed as they become available.

CITY OF LAKELAND, FLORIDA
DEPARTMENT OF ELECTRIC UTILITIES
NOTES TO REQUIRED SUPPLEMENTARY INFORMATION
SEPTEMBER 30, 2023

Changes in assumptions/inputs:

The following assumption changes are reflected in the general plan actuarially determined contributions:

September 30, 2023

- The discount rate was updated from 4.02% to 4.09% for the implicit liability.
- The mortality projection scale was updated from MP-2019 to MP-2021.
- The initial year medical trend rate was updated from 6.75% to 6.50% for pre-Medicare costs and from 5.75% to 5.50% for post-Medicare costs to reflect the current trend study.

September 30, 2022

- The discount rate was updated from 2.26% to 4.02% for the implicit liability, and from 7.22% to 6.84% for the explicit liability.
- The initial year medical trend rate was updated from 7.00% to 6.75% for pre-Medicare costs and from 6.00% to 5.75% for post-Medicare costs to reflect the generally low claims experience environment.

September 30, 2021

- The discount rate was updated from 2.21% to 2.26% for the implicit liability, and from 7.21% to 7.22% for the explicit liability.
- The plan participation assumption was updated from 62% to 72%.
- The initial year medical trend rate was updated from 6.00% to 7.00% for pre-Medicare costs and from 5.00% to 6.00% for post-Medicare costs to reflect the generally low claims experience environment.

September 30, 2020

- The discount rate was updated from 2.66% to 2.21% for the implicit liability.
- The initial year medical trend rate was updated from 6.50% to 6.00% for pre-Medicare costs and from 5.50% to 5.00% for post-Medicare costs to reflect the generally low claims experience environment.

September 30, 2019

- The discount rate was updated from 4.18% to 2.66% for the implicit liability, and from 6.96% to 7.21% for the explicit liability.
- The ACA Excise Tax on high-cost employer sponsored healthcare plans is no longer applicable as the bill which repealed it passed on December 20, 2019.
- The mortality assumption was updated from the RP-2014 base mortality with generational scale MP-2016 to the Pub-2010 base table with generational scale MP-2019 to reflect the Society of Actuaries' recent mortality study.
- The initial year medical trend rate was updated from 6.00% to 6.50% for pre-Medicare costs and from 5.00% to 5.50% for post-Medicare costs to reflect the generally low claims experience environment.

For more information pertaining to the aforementioned plans refer to the City of Lakeland, Florida stand-alone financial statements for each plan, which can be obtained by contacting the City of Lakeland, Finance Department, City Hall, 228 S. Massachusetts Ave., Lakeland, FL 33801- 5086.



Certified Public Accountants

**INDEPENDENT AUDITOR’S REPORT ON INTERNAL CONTROL OVER
FINANCIAL REPORTING AND ON COMPLIANCE AND OTHER MATTERS
BASED ON AN AUDIT OF FINANCIAL STATEMENTS PERFORMED
IN ACCORDANCE WITH *GOVERNMENT AUDITING STANDARDS***

The Honorable Mayor and
Members of the City Commission
City of Lakeland, Florida

We have audited, in accordance with the auditing standards generally accepted in the United States of America and the standards applicable to financial audits contained in *Government Auditing Standards* issued by the Comptroller General of the United States, the financial statements of the Department of Electric Utilities (the “Department”) of the City of Lakeland, Florida (the “City”) as of and for the year ended September 30, 2023, and the related notes to the financial statements, and have issued our report thereon dated March 25, 2024. As discussed in Note A, the financial statements present only the Department, and do not purport to, and do not, present fairly the financial position of the City, the changes in its financial position, or, where applicable, its cash flows in accordance with accounting principles generally accepted in the United States of America.

Report on Internal Control over Financial Reporting

In planning and performing our audit of the financial statements, we considered the Department’s internal control over financial reporting (internal control) as a basis for designing audit procedures that are appropriate in the circumstances for the purpose of expressing our opinions on the financial statements, but not for the purpose of expressing an opinion on the effectiveness of the Department’s internal control. Accordingly, we do not express an opinion on the effectiveness of the Department’s internal control.

A deficiency in internal control exists when the design or operation of a control does not allow management or employees, in the normal course of performing their assigned functions, to prevent or detect and correct misstatements on a timely basis. *A material weakness* is a deficiency, or combination of deficiencies, in internal control, such that there is a reasonable possibility that a material misstatement of the entity’s financial statements will not be prevented, or detected and corrected on a timely basis. *A significant deficiency* is a deficiency, or a combination of deficiencies, in internal control that is less severe than a material weakness, yet important enough to merit attention by those charged with governance.

Our consideration of internal control over financial reporting was for the limited purpose described in the first paragraph of this section and was not designed to identify all deficiencies in internal control that might be material weaknesses or significant deficiencies. Given these limitations, during our audit we did not identify any deficiencies in internal control that we consider to be material weaknesses. However, material weaknesses may exist that have not been identified.

The Honorable Mayor and
Members of the City Commission
City of Lakeland, Florida

Report on Compliance and Other Matters

As part of obtaining reasonable assurance about whether the Department's financial statements are free of material misstatement, we performed tests of its compliance with certain provisions of laws, regulations, grant agreements and contracts, noncompliance with which could have a direct and material effect on the financial statements. However, providing an opinion on compliance with those provisions was not an objective of our audit and, accordingly, we do not express such an opinion. The results of our tests disclosed no instances of noncompliance or other matters that are required to be reported under *Government Auditing Standards*.

Purpose of this Report

The purpose of this report is solely to describe the scope of our testing of internal control and compliance and the results of that testing, and not to provide an opinion on the effectiveness of the Department's internal control or on compliance. This report is an integral part of an audit performed in accordance with *Government Auditing Standards* in considering the Department's internal control and compliance. Accordingly, this communication is not suitable for any other purpose.

MSL, P.A.

Certified Public Accountants

Tampa, Florida
March 25, 2024



INDEPENDENT AUDITOR'S REPORT ON BOND COMPLIANCE

The Honorable Mayor and
Members of the City Commission
City of Lakeland, Florida

We have audited, in accordance with the auditing standards generally accepted in the United States of America, the financial statements of the Department of Electric Utilities of the City of Lakeland, Florida, (the "Department") as of and for the year ended September 30, 2023, as listed in the table of contents, and have issue our report thereon dated March 25, 2024.

In connection with our audit for the year ended September 30, 2023, nothing came to our attention that caused us to believe that the Department failed to comply with the terms, covenants, provisions, or conditions of the authorizing ordinances for the following bond issues insofar as they relate to accounting matters. However, our audit was not directed primarily towards obtaining knowledge of such non-compliance. Accordingly, had we performed additional procedures, other matters may have come to our attention regarding noncompliance with the above referenced terms, covenants, provisions, or conditions of the authorizing ordinances, insofar as they relate to accounting matters.

Revenue Bonds:

2023 Series
2021 Series
2018 Series
2016 Series
2010 Series

This report is intended solely for the information and use of the City Commissioners, the Department's Management, and the bondholders of the Revenue Bonds noted above, and is not intended to be and should not be used by anyone other than these parties.

MSL, P.A.

Certified Public Accountants

Tampa, Florida
March 25, 2024



[This page intentionally left blank]



Audited Financial STATEMENTS 2023

September 30, 2023 and
September 30, 2022

Department of Electric Utilities
an enterprise fund of the City of Lakeland, FL